



Air Monitoring Report

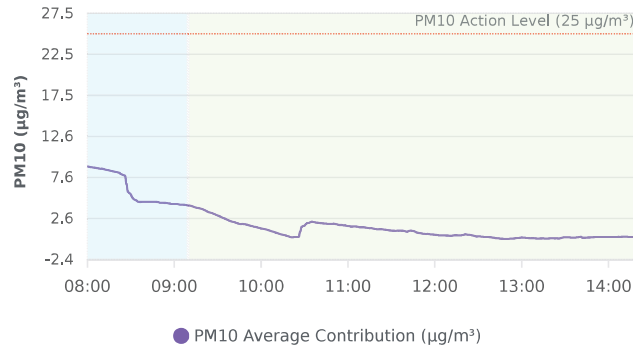
McKinley Elementary School

Report Period

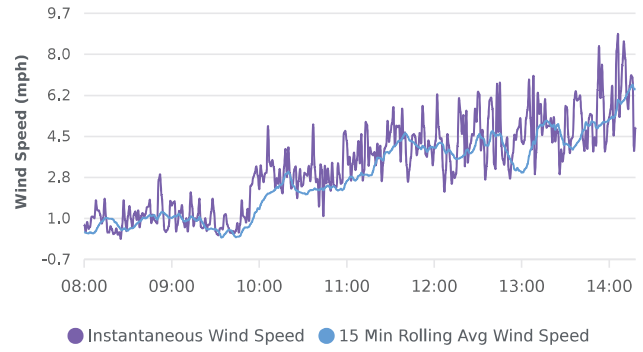
From:	8/16/2024 08:00
To:	8/16/2024 14:59
PM10 Action Level:	25.0 $\mu\text{g}/\text{m}^3$

Daily Environmental Summary	Temp ($^{\circ}\text{F}$)	Relative Humidity (%)	Barometer (inHg)	Windspeed (mph)	Prevailing wind direction
8/16/2024	-	-	-	0.2-8.8	WSW

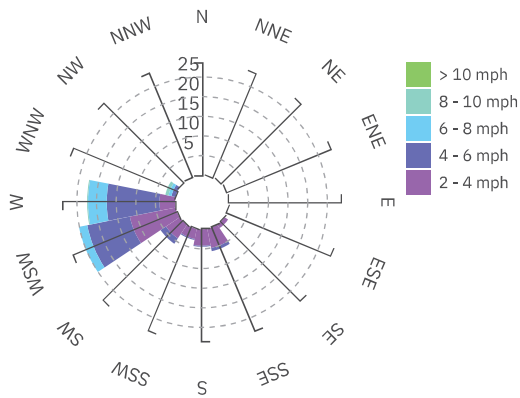
PM10 Average Contribution ($\mu\text{g}/\text{m}^3$)



Wind Speed



Contribution wind rose (mph)



Daily Air Monitoring Log			Date: <u>8/16/24</u>	Page: <u>1</u> of <u>1</u>
Work Area		<u>Excavation Lot</u>	Project Name:	<u>McKinley Elementary School</u>
NV5 Employees		<u>AAA</u>	Project Number:	<u>SMSD-24-12075</u>
PID		<u>MiniRAE 3000</u>	Client:	<u>SMMUSD</u>
Dust Monitor		<u>Aerogel 500</u>	Site Address:	<u>2401 Santa Monica Blvd Santa Monica, CA</u>
Time	DUST PM10 (mg/m ³)	VOC (ppm)	Activity/Work Description	
<u>0830</u>	<u>0.063</u>	<u>0.0</u>	<u>Backfill, grading, compacting, lay sewer pipe</u>	
<u>0900</u>	<u>0.071</u>	<u>0.0</u>	" "	
<u>0930</u>	<u>0.049</u>	<u>0.0</u>	" "	
<u>1000</u>	<u>0.092</u>	<u>0.0</u>	" "	
<u>1030</u>	<u>0.087</u>	<u>0.0</u>	" "	
<u>1100</u>	<u>0.107</u>	<u>0.0</u>	<u>LUNCH</u>	
<u>1130</u>	<u>0.043</u>	<u>0.0</u>	<u>Backfill, grading, compacting, lay sewer pipes</u>	
<u>1200</u>	<u>0.131</u>	<u>0.0</u>	" "	
<u>1230</u>	<u>0.256</u>	<u>0.0</u>	" "	
<u>1300</u>	<u>0.076</u>	<u>0.0</u>	" "	
<u>1330</u>	<u>0.042</u>	<u>0.0</u>	" "	
<u>1400</u>	<u>0.059</u>	<u>0.0</u>	" "	
			<u>WORK END END</u>	
<p>Notes:</p> <hr/> <hr/> <hr/>				
Performed By:				
Print:	<u>Aaron Arnold</u>		Signature:	<u>[Signature]</u> Date: <u>8/16/2024</u>
Print:			Signature:	Date: