


SAMOHI CAMPUS PLAN

SANTA MONICA HIGH SCHOOL

SANTA MONICA-MALIBU UNIFIED SCHOOL DISTRICT



MARCH 2017

TABLE OF CONTENTS

I. OVERVIEW AND PARTICIPANTS	1
II. EXISTING CAMPUS.....	5
III. PROCESS.....	13
IV. TARGET SCHEDULE OF SCOPES	17
V. FUNCTION SPACE PROGRAM	19
CIVIC CENTER JOINT-USE PROJECT FUNCTION SPACE PROGRAM.....	36
VI. PLANNING CONCEPT.....	51
TWO ALTERNATE PLANNING CONCEPTS	51
SELECTED PLANNING CONCEPT: BUILD-OUT	60
VII. PHASING & FUNCTION STAGING - SELECTED PLANNING CONCEPT	71
METHODOLOGY	71
CONCEPT	72
PHASE 1	75
PHASE 1: SPACE PROGRAM	81
PHASE 2	85
PHASE 2: SPACE PROGRAM	91
PHASE 3	95
PHASE 3 BUILDING A: SPACE PROGRAM	101
PHASE 3 BUILDING B: SPACE PROGRAM	103
PHASE 4	105
PHASE 4: SPACE PROGRAM	111
PHASE 5	115
PHASE 5 BUILDING A: SPACE PROGRAM	121
PHASE 5 BUILDING B: SPACE PROGRAM	125
PHASE 6	129
PHASE 6: SPACE PROGRAM	135
PHASE 7	139
PHASE 7 BUILDING A: SPACE PROGRAM	145
PHASE 7 BUILDING B: SPACE PROGRAM	148
PHASE 8	151
PHASE 8 FACILITY A: SPACE PROGRAM.....	157
PHASE 8 FACILITY B: SPACE PROGRAM.....	158
PHASE 9	161
PHASE 9 FACILITY A: SPACE PROGRAM.....	167
PHASE 9 FACILITY B: SPACE PROGRAM.....	169
ROOM BY ROOM PHASING/STAGING MATRIX	171
APPENDIX - INPUT SHEETS.....	201

INDEX OF FIGURES

<i>Greek Theater, photo</i>	1
<i>Facilities District Advisory Committee Meeting photo</i>	3
<i>Existing Campus Aerial photo (courtesy Google Earth)</i>	5
<i>Existing Campus Buildings</i>	6
<i>Existing Campus Aerial view from North photo (courtesy Google Earth)</i>	7
<i>Existing Campus Vehicular Access Diagram</i>	8
<i>Existing Campus Pedestrian Circulation Diagram</i>	9
<i>Existing Greek Theatre photo</i>	10
<i>Existing South Gymnasium photo</i>	10
<i>New Innovation Building photos</i>	11
<i>FDAC Meeting photo</i>	13
<i>Gold Concept, Site Massing Diagram</i>	52
<i>Gold Concept, House Diagram</i>	53
<i>Gold Concept, Circulation Diagram</i>	53
<i>Gold Concept, Open Space Diagram</i>	54
<i>Gold Concept, Perspectives</i>	55
<i>Blue Concept, Site Massing Diagram</i>	56
<i>Blue Concept, House Diagram</i>	57
<i>Blue Concept, Circulation Diagram</i>	57
<i>Blue Concept, Open Space Diagram</i>	58
<i>Blue Concept Perspectives</i>	59
<i>Selected Planning Concept: Build-out, Site Massing Diagram</i>	60
<i>Selected Planning Concept: Build-out, Site Sections</i>	61
<i>Selected Planning Concept: Build-out, Vehicular Access Diagram</i>	62
<i>Selected Planning Concept: Build-out, Pedestrian Circulation Diagram</i>	63
<i>Selected Planning Concept: Build-out, Open Space Diagram</i>	64
<i>Selected Planning Concept: Build-out, Landscape Concept</i>	65
<i>Selected Planning Concept: Build-out, Grading Concept</i>	66
<i>Selected Planning Concept: Build-out, Perspectives</i>	67
<i>Selected Planning Concept: Build-out, Perspectives</i>	68
<i>Selected Planning Concept: Build-out, Perspectives</i>	69
<i>Selected Planning Concept: Phases, Perspectives</i>	73
<i>Phase 1 Site Massing Concept</i>	76
<i>Phase 1 Landscape Concept</i>	77
<i>Phase 1 Site Sections</i>	77
<i>Phase 1 Vehicular Access and Parking Diagram</i>	78
<i>Phase 1 Pedestrian Circulation Diagram</i>	79
<i>Phase 1 Grading Concept</i>	80
<i>Phase 2 Site Massing Concept</i>	86
<i>Phase 2 Landscape Concept</i>	87
<i>Phase 2 Site Sections</i>	87
<i>Phase 2 Vehicular Access and Parking Diagram</i>	88
<i>Phase 2 Pedestrian Circulation Diagram</i>	89
<i>Phase 2 Grading Concept</i>	90
<i>Phase 3 Site Massing Concept</i>	96
<i>Phase 3 Landscape Concept</i>	97
<i>Phase 3 Site Sections</i>	97
<i>Phase 3 Vehicular Access and Parking Diagram</i>	98
<i>Phase 3 Pedestrian Circulation Diagram</i>	99
<i>Phase 3 Grading Concept</i>	100
<i>Phase 4 Site Massing Concept</i>	106
<i>Phase 4 Landscape Concept</i>	107
<i>Phase 4, Site Section</i>	107
<i>Phase 4 Vehicular Access and Parking Diagram</i>	108
<i>Phase 4 Pedestrian Circulation Diagram</i>	109
<i>Phase 4 Grading Concept</i>	110
<i>Phase 5 Site Massing Concept</i>	116
<i>Phase 5 Landscape Concept</i>	117

<i>Phase 5 Site Sections.....</i>	<i>117</i>
<i>Phase 5 Vehicular Access and Parking Diagram.....</i>	<i>118</i>
<i>Phase 5 Pedestrian Circulation Diagram.....</i>	<i>119</i>
<i>Phase 5 Grading Concept.....</i>	<i>120</i>
<i>Phase 6 Site Massing Concept.....</i>	<i>130</i>
<i>Phase 6 Landscape Concept.....</i>	<i>131</i>
<i>Phase 6 Site Sections.....</i>	<i>131</i>
<i>Phase 6 Vehicular Access and Parking Diagram.....</i>	<i>132</i>
<i>Phase 6 Pedestrian Circulation Diagram.....</i>	<i>133</i>
<i>Phase 6 Grading Concept.....</i>	<i>134</i>
<i>Phase 7 Site Massing Concept.....</i>	<i>140</i>
<i>Phase 7 Landscape Concept.....</i>	<i>141</i>
<i>Phase 7 Site Sections.....</i>	<i>141</i>
<i>Phase 7 Vehicular Access and Parking Diagram.....</i>	<i>142</i>
<i>Phase 7 Pedestrian Circulation Diagram.....</i>	<i>143</i>
<i>Phase 7 Grading Concept.....</i>	<i>144</i>
<i>Phase 8 Site Massing Concept.....</i>	<i>152</i>
<i>Phase 8 Landscape Concept.....</i>	<i>153</i>
<i>Phase 8 Site Sections.....</i>	<i>153</i>
<i>Phase 8 Vehicular Access and Parking Diagram.....</i>	<i>154</i>
<i>Phase 8 Pedestrian Circulation Diagram.....</i>	<i>155</i>
<i>Phase 8 Grading Concept.....</i>	<i>156</i>
<i>Phase 9 Site Massing Concept.....</i>	<i>162</i>
<i>Phase 9 Landscape Concept.....</i>	<i>163</i>
<i>Phase 9 Site Sections.....</i>	<i>163</i>
<i>Phase 9 Vehicular Access and Parking Diagram.....</i>	<i>164</i>
<i>Phase 9 Pedestrian Circulation Diagram.....</i>	<i>165</i>
<i>Phase 9 Grading Concept.....</i>	<i>166</i>



Greek Theater, photo

I. OVERVIEW AND PARTICIPANTS

The objective of the Samohi Campus Plan (SCP) is to establish an overall campus layout of all facilities, including those defined in the 2011 Civic Center Joint Use Program Siting Study 2 (CCJUP/SS2), in order to develop and have a “road map” or master plan to guide the siting of future campus projects. The Samohi Campus Plan for the existing approximately 26-acre campus defines the redevelopment or renovation of all campus facilities with the exception of Barnum Hall, the Greek Theater and the Innovation Building. It plans for expanded and enhanced facilities for academic, performance arts & programs, physical education/ athletics, and campus services. The primary goal is to provide the best possible secondary school environment for the students in a reconceived master plan and the Samohi Campus Plan Build-out will help to shape a model high school for approximately 3,100 students.

Due to site space constraints of the campus (the site area is approximately half the size of a typical suburban senior high school campus), the condition of the existing facilities and increasing enrollment demand, the Santa Monica-Malibu Unified School District, the campus community and the community at large recognize a need to improve Santa Monica’s comprehensive senior high school. Due to its urban context, the campus size cannot be expanded feasibly. The only contiguous site on its city “super-block” is occupied but a hotel which leases its site from the District. This land is not planned to be included in the Samohi campus area per the District.

Previous planning and programming studies, including the 2008 Samohi Siting Study and the 2011 CCJUP SS2, have been reviewed and incorporated,

as appropriate, into the Samohi Campus Plan. The Function Space Program for the 2011 CCJUP/SS2 and the 2016 Function Space Program contained in this report define the facilities incorporated in the campus planning.

The Samohi Campus Plan process included defining of the project goals, including:

- Create a campus development plan to guide future projects
- Establish a planning concept for academic and athletic facilities based on a logical sequence of development and not based on any project priorities, existing building conditions / needs or the timing of restoration of any specific facility to campus
- Create 5 administrative ‘House communities’ with significant, legible open space, and provide flexibility should the school’s organization structure change in the future
- Provide for parking, access and drop-off, as practical in each Phase
- Create clearly defined and welcoming entries with Administration at the main Michigan entry
- Maintain lower scale massing internal to campus
- Provide phasing that keeps the campus whole at the end of each project, as practical
- Develop phasing and staging that reduce construction duration and disruption

-1-

The scope of the Samohi Campus Plan project includes:

- **Existing Facilities Assessment** – a compilation of documents and reports that describe the existing campus facilities (those not contained in the 2011 CCJUP/SS2) which are catalogued by function and size (in assignable square feet, ASF). This document serves as the baseline from which the 2016 FSP, the campus planning concepts and the phasing and staging concepts were developed. The scope included researching and analyzing existing SMMUSD CAD files, NetRequest/FMS Area Surveys and CAD files, limited SMMUSD Planwell PDF As-built plans, Samohi Evacuation Plans (as the basis for room numbering) and field verification of a limited number of spaces.
- **Education Space Program** (by SMMUSD) – a comprehensive list of all ASF space to be included in the 2016 Function Space Program. The list was discussed, verified with the Executive Team, re-formatted by department and re-issued.

- 2016 Function Space Program** – a database of the facilities and their functional adjacencies to support the projected programs. The objective of the 2016 Function Space Program (FSP) was to catalogue all existing facilities on campus that were not part of the 2011 CCJUP Siting Study 2(CCJUP/SS2) scope and determine the ASF/ GSF to be planned for in future projects. The FSP was developed from the requirements in the Education Space Program, as well as current and projected enrollment and education goals. It was adjusted as a result of user input (verified by the District). The FSP is the tool which assists in establishing gross square footage (GSF) of each project, as well as its siting and funding. It is an essential component in defining a design & construction project. The 2011 CCJUP SS2 includes an FSP for the fields, athletic facilities and select performance facilities. In future phased projects, detailed project programs will be commissioned to confirm the 2016 FSP and the 2011 CCJUP/SS2 Space Program, including potential consolidation of shared use spaces, and provide a detailed analysis of the spaces included, as well as proposed sites and building systems. The 2016 FSP process included in-depth discussions, meetings, workshops, interviews and presentations with numerous stakeholders, including users, District staff, community representatives, campus maintenance, facility specialists and site visits. The 2016 FSP is an informed assessment of the user and District projected needs based on stakeholder input, District standards and best practices associated with senior high school planning. The assessment demonstrated a need for an increased number of academic spaces, enlarged classrooms, re-defined library and student services spaces, and newly conceived campus administration space, as well as, upgrades and improvements to facilities assessed to remain, including the English Building and the Greek Theater stage. The FSP also identified and defined the need for increased support spaces, such as storage, maintenance and shared classroom “prep” rooms.
- Selected Planning Concept: Build-out** - The SCP is intended to develop a “road map” that re-conceives the campus. The 2016 Function Space Program combined with the 2011 CCJUP/SS2 Space Program describes the functions included in the SCP. Working from the documents, two planning level build-out concepts, the Blue

Concept and the Gold Concept, were developed and presented to the District. The planning concepts provided alternate approaches to accomplish the planning goals, while defining site use and massing. The District and SCP Committees provided their guidance to proceed with the Blue Concept as the Selected Planning Concept.

- Phasing and Function Staging Concept** - Based on feedback from the District on the Blue Concept, the potential first 6 phases of development have been conceptually defined. The phasing plan includes identification of function staging space for displaced functions at their existing size. The individual phase budgets (transmitted separately) include the current phase construction & soft cost associated with construction, as well as the next phase design and preconstruction related soft cost. This will allow for the most expeditious project delivery schedule and reduce overall project costs by allowing design and governing authority review of the next phase project concurrent with current phase construction.



Facilities District Advisory Committee Meeting photo

PARTICIPANTS

This dedicated team shaped the Samohi Campus Plan, an integral part of realizing the Santa Monica High School (Samohi) long range plan. The vision and efforts of the participants have resulted in defining a state-of-the-art, vibrant academic, sports and cultural space program for the high school and community for the next century.

SMMUSD BOARD SUBCOMMITTEE

- Laurie Lieberman, Board President
- Ralph Mechur, Board Vice President
- Craig Foster, Board Member

SMMUSD SAMOHI CAMPUS PLAN EXECUTIVE TEAM

- Sandra Lyon, Superintendent
- Janece Maez, Assistant Superintendent, Chief Financial Officer (CFO)
- Carey Upton, Director of Facilities Use
- Steve Massetti, Bond Program Manager Consultant
- Eva Mayoral, Principal
- Catherine Baxter, Dean of Students, Administrative Liaison

SAMOHI CAMPUS PLAN FACILITIES COMMITTEE

- Eva Mayoral, Principal
- Catherine Baxter, Dean of Students, Administrative Liaison
- Carey Upton, Director of Facilities Use
- Joan Krenik, Parent Teacher Student Association (PTSA) President

- Jennifer Pust, Faculty
- Marae Cruce, Faculty
- Heather Wethern, Faculty
- Amy Bisson, Faculty
- Rebel Harrison, Staff
- Diane O'Brien, Staff
- Danica Jamieson, PTSA
- Bellini Lacey, PTSA

SMMUSD FACILITIES DISTRICT ADVISORY COMMITTEE

- Ann Bowman
- Barbara Chiavelli
- Dennis Crane
- Karen Ginsberg (City of Santa Monica)
- Craig Hamilton
- David Kaplan
- Karen Kushi
- Joan Krenik
- Sam Levitt
- Thomas Malayil
- Erik Malin
- Judith Meister
- Emir Phillips
- Steve Massetti, Staff Liaison
- Laurie Lieberman, Board Liaison
- Ralph Mechur, Board Liaison

SAMOHI EDUCATION PLANNING COMMITTEE

- Sandra Lyon, Superintendent
- Janece Maez, Assistant Superintendent, Chief Financial Officer (CFO)
- Steve Massetti, Bond Program Manager Consultant
- Terri DeLoria, Assistant Superintendent, Educational Services
- Mark Kelly, Human Resources, Assistant Superintendent
- Ellen Edeburn, Director, Secondary Curriculum & Instruction
- Evan Bartelheim, Educational Services, Director of Assessment
- Eva Mayoral, Principal
- Catherine Baxter, Dean of Students, Administrative Liaison
- Carey Upton, Director of Facilities Use
- Doug Graham, Heery
- Ray Juncosa, Heery

SMMUSD PROJECT MANAGEMENT TEAM

- Steve Massetti, Bond Program Manager Consultant

- Aimee Thomasson, Bond Preconstruction Manager Consultant

SAMOHI FUNCTION SPACE PROGRAM SITE ADVISORY COMMITTEE

- Catherine Baxter, Dean of Students, Administrative Liaison
- Carey Upton, Director of Facilities Use
- Eva Mayoral, Principal

SAMOHI FACULTY AND DISTRICT STAFF

- Eva Mayoral
- Catherine Baxter
- Carey Upton
- Alan Ceccarelli
- Alice Chung
- Amy Bisson
- Amy Bouse
- Amy Chapman
- Antia Kemp
- Ayanna Pantallion
- Bertha Roman
- Bill Wishart
- Bryn Boyd
- Caroline Springer
- Chanee Washington
- Cheryl Center Brooks
- Conny Santa Cruz
- Courtney Topp
- Dana Bart-Bell
- Darci Keleher
- Dave Jones
- Diane O'Brien
- Dina Mendoza
- Elena Martin
- Ernesto Flores
- Evan Bartelheim
- Giselle Graves
- Greg Pitts
- Heather Wethern
- Jason Aiello
- Jeff Peoples
- Jeffe Huls
- Jennifer Pust
- John Cassillas
- Joni Swenson
- Juan Manzur
- Karen Radford
- Kate Barraza
- Kathleen Faas
- Kevin Mc Keown
- Laura Simone

- Laurie Gutierrez
- Lewis Stout
- Liz Powell
- Lora Morn
- Marae Cruce
- Martin Ledford
- Nate Hodges
- Nathan Fulcher
- Nora McElvain
- Ray Cooper
- Rebecca Yaghoubian
- Rosa Mejia
- Ruthy Mangle
- Sarah Lipetz
- Shawn Saunders
- Shuli Lotan
- Stacey Ovadya
- Tania Fishcer
- Terry Sakow
- Tim Ballaret
- Tom Whaley
- Tristan Komlos
- Yvonne Strahn

SMMUSD CONSULTANT TEAM

- Iteris (Traffic Consultant)
 - Sam Morrissey, PE
 - Deepak Kaushik, PE

DESIGN TEAM

- R. L. Binder FAIA Architects, LLP
 - Rebecca Binder, FAIA
 - Kim Walsh, AIA
 - Timothy Young
 - Chilin Huang
- MGAC Company (Cost Estimators)
 - Rick Lloyd
- Breen Engineering (Civil Engineers)
 - Joshua Sowa
 - Tricia Johns
 - Evan Fernandez
- Katherine Spitz Associates (Landscape Architects)
 - Sharn Ure
 - Seth Babb
 - Steve Lacap
- Brandow and Johnston, Inc. (Structural Engineers)
 - Kim Caravalho
- Laschober and Sovich (Food Consulting)
 - Jonathan Turnbull



Existing Campus Aerial photo (courtesy Google Earth)

II. EXISTING CAMPUS

Samohi is located adjacent to the Santa Monica Civic Center Complex and proximate to the Third Street Promenade, Main Street, the beach and the Santa Monica Pier. It is located within easy access to the Santa Monica Freeway (I-10) and regional routes. The campus is bounded by three major city streets, including Olympic Boulevard to the northwest, Pico Boulevard to the southeast, and 4th Street to the southwest and is near Lincoln Blvd to the northeast.

Due to its urban context, it is unlikely that Samohi will expand beyond its approximately 26 acre campus. The Samohi Campus Plan includes the reorganization of the high school campus within its existing boundaries. The District is not currently pursuing acquisition of properties surrounding to the campus, and the Double Tree Guest Suites Hotel property on the corner of Olympic Boulevard and 4th Street is District-owned in a long-term lease. . Possible joint-use or partnership opportunities with the Civic Auditorium site across 4th Street may be explored in the future and impact subsequent planning solutions.

Samohi with approximately 3,100 students is the largest school population in the District. It has been organized in smaller learning communities known as Houses which share science laboratories, library, cafeteria, music, administration, theaters, athletic facilities and campus amenities. The current campus is comprised of the following facilities:

- Cultural: Barnum Hall, Greek Theater and Humanities Center
- Indoor Athletic: North Gymnasium (main), Natatorium (pool) and South Gymnasium (practice)

- Outdoor Athletic: Football Field/Track, Baseball/ Soccer Field, 7 Tennis Courts, and 3 Basketball Courts
- Academic: Innovation, Science, Technology, Business, Art, History, Language, English and Music Buildings
- Support: Administration and Cafeteria Buildings, outdoor gathering space, and campus parking

A majority of the campus buildings are located within the original campus site that was once bordered on the northwest by Michigan Avenue which formerly connected 4th and 7th Streets, the northeast by 7th Street, the southeast by Pico Boulevard and the southwest by 4th Street. The land northwest of Michigan Avenue was acquired by the District at a later date and the campus area was expanded. The existing campus buildings are typically Art Deco/Moderne or International Style in design, replacing the original Byzantine Revival style through renovations to the original buildings, as well as new buildings after the 1933 earthquake.

For existing conditions analysis, please refer to the 2008 Samohi Siting Study by RLB. The Vehicle Access and Pedestrian Circulation Diagrams have been included in this document.

-5-

-6-

*Existing Campus Buildings*

LEGEND

- A TECHNOLOGY BUILDING
- B SCIENCE BUILDING
- C BUSINESS BUILDING
- D ENGLISH BUILDING
- E ART BUILDING
- F LANGUAGE BUILDING
- G HISTORY BUILDING
- H BARNUM HALL
- I INNOVATION BUILDING
- J ADMINISTRATION BUILDING
- K CAFETERIA
- L MUSIC BUILDING
- M NORTH GYM
- N POOL BUILDING
- P SOUTH GYM
- ** GREEK THEATER

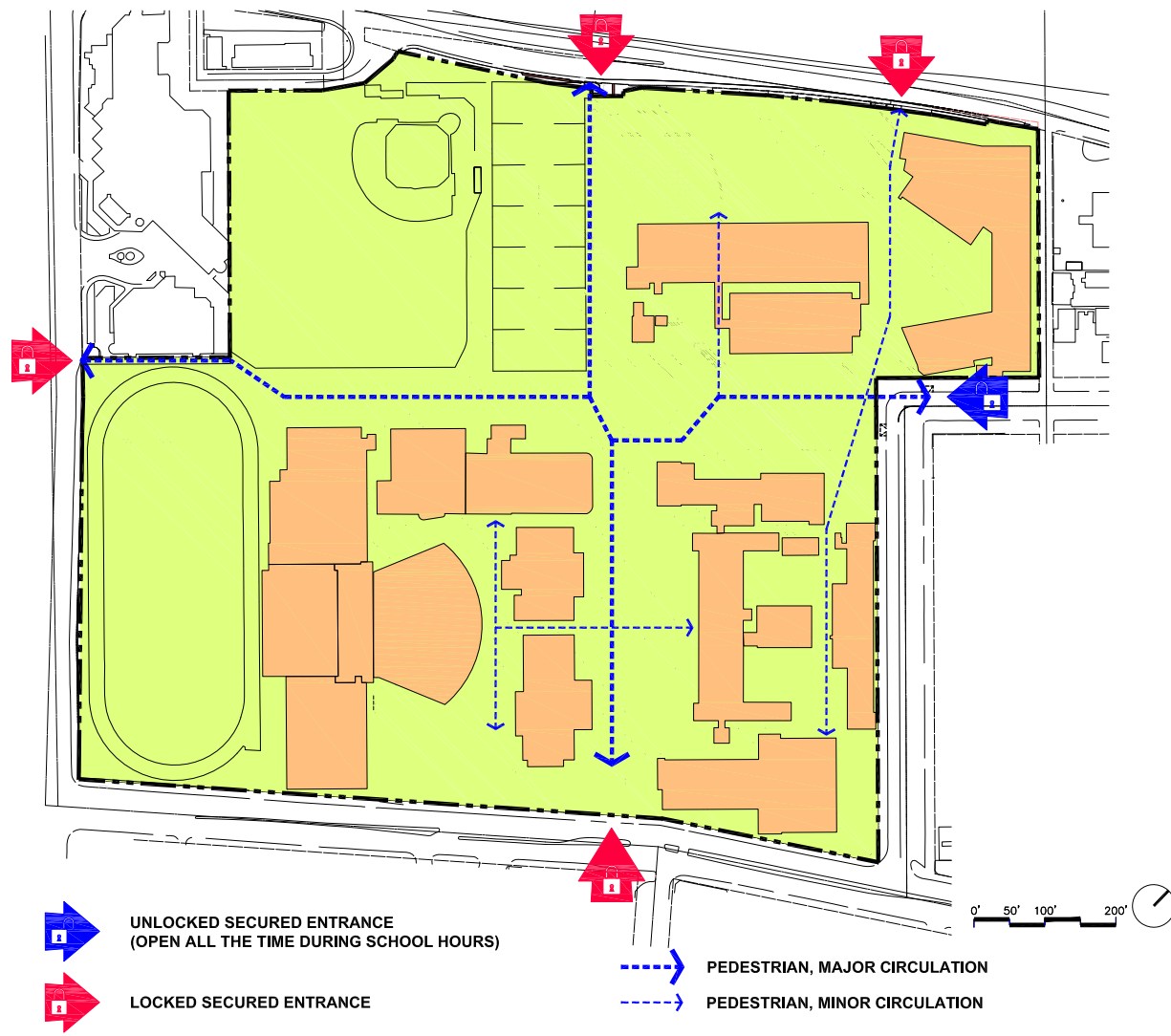


Existing Campus Aerial view from North photo (courtesy Google Earth)

-8-



Existing Campus Vehicular Access Diagram

*Existing Campus Pedestrian Circulation Diagram*



Existing Greek Theatre photo

Existing South Gymnasium photo





New Innovation Building photos

-11-





FDAC Meeting photo

III. PROCESS

The Samohi Campus Plan (SCP) is an essential component of the planning of future campus development. With the information in the FSP and CCJUP/SS2, a conceptual campus plan with appropriately sized sites can be developed. Understanding the functional relationships among spaces and how they are used and shared guides the planning, while the phasing and function staging provides a logical overview to develop the campus with the least disruption and greatest efficiency.

Through comprehensive study, the SCP Executive Team and Design Team:

- Reviewed the existing facilities' condition and area
- Identified which, if any, existing campus facilities were required by the District to be maintained in-place and renovated or relocated on campus (such as The Viking Bas Relief and the English Building)
- Identified the realistic goals for the campus and achievable vision for a world class high school
- Met with various teachers, staff, administration, students, District, City and Community groups to solicit input
- Incorporated stakeholder input from on-campus interviews and presentations
- Explored with the District specialized facility needs and potentials

- Identified, discussed and documented the aspirations of each 'user' group
- Developed a comprehensive function space program: a list of all the proposed facilities that will be planned on the site, organized by department. In it each proposed function space within each department is identified with its associated assignable square footage, as well as any functional adjacency or location and access requirements. Integral to developing the Function Space Program is:
 - an understanding of the existing campus facilities and their condition
 - an assessment of current and new trends related to such facilities
 - the ways in which facilities are used and shared
 - an analysis of the planned future campus programs
- Confirmed the 2011 CCJUP SS2 scopes to be included in the SCP. The 2011 CCJUP SS2 Space Program (see Appendix) has been included in the SCP with the following exceptions:
 - Indoor Pool will be 30M with moveable bulkhead
 - Reduced size Softball field without additional multipurpose field. Note: The reduced size Softball field was reviewed and approved by the Athletic Department and the District as part of the Science and Technology Building and Site Improvements Phase 2 project.
 - Six (6) Tennis Courts including one (1) exhibition court, if design allows
 - Two (2) outdoor basketball courts
- Reviewed District documents provided including: *(note: all documents and findings are to be verified prior to design to each phase)*
 - Leighton Consulting, Inc. Feasibility Level Geotechnical Exploration Report Proposed Civic Center Joint Use Project (CCJUP), dated March 17, 2011: Per report, the CCJUP project was considered feasible from a geotechnical standpoint based on the subsurface conditions encountered and anticipated building loads, The highest elevation that groundwater was encountered was at +26'.

- PSOMAS Exhibit Map Showing Title Issues Memo Items, dated September 23, 2008: Per exhibit, City easements at vacated 7th Street, Olympic Place South and 5th Court may need to be removed.
- PSOMAS Utility Exhibit, dated February 12, 2008, revised January 28, 2009: Per exhibit, City utilities along Michigan Avenue and 6th Court within the CCJUP development may need to be relocated. Per a meeting with the City of Santa Monica (May 10, 2016), the relocation of an 8" water main and sewer laterals was discussed, and the City concluded the relocation of the lines from future building sites would not restrict the Build-Out Concept. The District is to resolve easement issues with the City of Santa Monica. Campus utilities within the development that serve existing campus buildings to remain may need to be relocated. *Per the District, the SCP was developed with the understanding that existing utilities should not be a consideration or impact the planning.*
- PSOMAS Finish Floors, dated April 17, 2008: Per exhibit, grading design will need to incorporate accessible paths that transition finish floor elevations of existing buildings to elevations of new Michigan Promenade and all other circulation pathways.
- PCR Services Corp. Historic Resources Evaluation Report (Measure BB Program), dated July 2008: A Historic Resources Evaluation of the CCJUP development has not been provided. Per the Measure BB Program report, compliance with CEQA will need to be reviewed by the District once impacts are fully defined. *The District will identify any artifacts of importance to the design architects, as well as listed historical buildings on campus.*
- Cy Carlberg Tree Report (Measure BB Program), dated April 9, 2009: An updated Tree Report of the for the SCP has not been provided.
- EDAW, Inc. Archaeological Resources Assessment (Measure BB Program), dated

August 2009: An updated Archaeological Resources Assessment for the SCP has not been provided. The District will pursue archeological investigations for the campus to ascertain impacts to construction scheduling. *The scheduling of phases, by Others, may not reflect these currently unknown schedule impacts.*

- Federal Aviation Administration and airport related development restrictions to be assessed by the design architect for each project phase.
- Board of Education Resolution 09-03 (July 16, 2009, relating to BB Bond projects) and Government code 53094 (b) authorizes the District to exempt projects from the City of Santa Monica's City Planning Code and permit requirements. A similar exemption is to be verified by the Executive Architect for the SCP Bond projects.
- Design Guidelines dated January 11, 2011 provided for reference.
- Studied the potential use of the existing Technology and Science Buildings as staging facilities. The phasing & function staging process tested the use of these buildings for staging and the determined that they impede the phased planning from progressing in a logical manner. (If retained for staging, plan diagrams of staged use have been transmitted to the District.)
- Attended meetings with the District's Traffic and Parking Engineering consultant, Iteris, to review conceptual parking & access, circulation and structure planning (vehicular, bike, skate). Traffic Engineering and Parking Count Analysis report continued to be "in progress" through the SCP effort. *While the traffic report was not completed in time for consideration as part of this study, vehicular access points were reviewed with Iteris and developed conceptually. The vehicular and bike parking spaces provided in the SCP are consistent with the 2011 CCJUP Siting Study 2. **The District will provide updated access, traffic and parking information at a later date.***
- Developed multiple planning concepts and presented the 2 concepts, the Gold and Blue Concepts, to the Board of Education for review and guidance. On April 14, 2016, the Board of

Education determined that the design team should pursue and develop the Blue Concept as the Selected Planning Concept: Build-out.

- Refined the Selected Planning Concept: Build-out
- Solicited from the District the construction phasing methodology (by Others) which would guide the Phasing & Function Staging Concept development
- Created a Phasing and Function Staging Concept with a Rough Order of Magnitude Cost Estimate for the Selected Planning Concept: Build-out.
- Reviewed the Phasing & Function Staging Concept for feedback with the Executive Team, the SCP Facilities Committee and the Facilities District Advisory Committee.
- Provided Rough Order of Magnitude Cost Estimating at the completion of function space programming, planning, and phasing & function staging.
- SCP for last three phases completed by Chan Young Architects.

IV. TARGET SCHEDULE OF SCOPES

DATE	OBJECTIVE
<u>9/2015 - 1/2016</u>	<u>Existing Facilities Assessment, Completed 1/18/16</u>
<u>9/2015 – 1/2016</u>	<u>Staging Potential of (e) Science and (e) Technology Buildings, Completed 1/20/16</u>
<u>12/2015 – 1/2016</u>	<u>District's Educational Specifications, Completed 12/1/15</u>
	District's Education Specifications, Verified 1/5/16
<u>12/2015 – 2/2016</u>	<u>Function Space Program</u>
12/2015	Draft Function Space Program
2/2016	Final Function Space Program
<u>3/2016 – 6/2016</u>	<u>Selected Planning Concept: Build-out, Phasing and Function Staging and SCP Document</u>
3/2016 – 4/2016	Alternate Planning Concepts and Selected Planning Concept: Build-out
4/2016 – 6/2016	Phasing and Function Staging and Document Development for first six Phases and Selected Planning Concept: Build-out
7/2016	Draft Final Samohi Campus Plan for first six Phases and Selected Planning Concept: Build-out
9/2016	Draft of all 9 Phases
10/2016-1/2017	District review period
3/2017	Draft Final Samohi Campus Plan

-17-

V. FUNCTION SPACE PROGRAM

The following identifies the Samohi Campus Plan program spaces included in the project, excluding the Civic Center Joint-Use Project Siting Study 2 program spaces. ***For the complete athletic facilities function space program and input sheets, please refer to the 2011 Civic Center Joint Use Siting Study 2 by RLB.***

The CCJUP SS2 scopes were revised as follows as a result of input by the District:

- Indoor Pool will be 30M with moveable bulkhead
- Softball field size is reduced and without an additional multipurpose field. The Softball field size was reviewed and approved by the Athletic Department and the District for the Science and Technology Building and Site Improvements Phase 2 West Site Improvements project and is the basis for the SCP.
- Six (6) Tennis Courts including one (1) exhibition court if design allows
- Two (2) outdoor basketball courts

Notes:

- The function space program includes the Humanities Center in the event it is expanded as part of the English Building Renovation and Expansion or replaced/relocated elsewhere on-site. The current SCP includes renovation only of the Humanities Center at its current asf.
- The Campus requests the ability to conduct 5 House Meetings (150 occupants each) concurrently (House Principal meets with one House grade level at a time). Potential locations include Prep and Dance Room (combined as one), Humanities Center (divided into two meeting rooms), Library, and Cafeteria Dining Room
- DGSF and GSF multipliers are reflected in the square footages based on the general characteristics of each function. The executive architect will verify the multipliers and modify them as necessary. General restroom and custodial closet requirements are included in the GSF multiplier, restrooms beyond that requirement are noted in the FSP.
- Mechanical, Electrical, Plumbing, IT/AV consultants are not included in this study.

-19-

ABBREVIATIONS / LEGEND

(E)	Existing
ASF	Assignable Square Feet (based on interviews, to be verified in design phase)
DGSF	Departmental Gross Square Feet (based on interviews/SMMUSD direction, to be verified in design phase)
GSF	Gross Square Feet (multiplier to be verified in design phases)
EXCL.	Excluding
INCL.	Including
ABV.	Above
N/A	Not Applicable

GENERAL NOTES

A	Departments and individual spaces may be located in different facilities in the Build-out
B	All spaces and gross area multipliers to be confirmed in design phase project program.
C	See Civic Center Joint Use Project Siting Study II for athletic and field space program.
D	Campus Build-out will be designed to current code. Input Sheets incorporate user group information only, and do not include project program phase analysis including landscape, structural, mechanical, electrical, plumbing, technology, fire sprinkler, fire alarm, acoustic, etc. systems. Notes related to these systems included in Input Sheets are limited to items specifically requested by user group.
E	Gross Square Feet based on multiple departments in large 2-3 story facilities.
F	DGSF based on intra-departmental circulation information provided by SMMUSD in interviews. Design Architect to confirm DGSF in design phase, detailed project programs.

DEPARTMENT SUMMARY				
DEPARTMENT		PLANNED ASF	APPROX. (E) ASF*	APPROX. % (E)
1	CLASSROOMS	86,400	62,400	138%
2	SPECIAL EDUCATION	4,500	-	
3	COMPUTER LABS / IT	6,825	4,088	167%
4	PHYSICAL SCIENCES/PLTW	10,126	3,048	
5	CAREER TECHNICAL EDUCATION (CTE)	4,163	175	
6	VISUAL ARTS	14,900	9,030	165%
7	PERFORMING ARTS	27,878	19,532	143%
8	STUDENT SERVICES	14,702	11,002	134%
9	DECENTRALIZED ADMINISTRATION	8,825	5,125	172%
10	GALLERY	2,500	1,381	181%
11	STUDENT CENTER	6,483	4,886	133%
12	LIBRARY	12,000	11,144	108%
13	INFANT TODDLER CENTER	3,605	3,511	103%
14	MAINTENANCE AND OPERATIONS	4,160	738	564%
15	DISTRIBUTION CENTER	10,200	7,363	139%
16	FOOD SERVICES	20,254	12,559	161%
17	(E) SPACES IN USE NOT TO BE REPLACED	-	1,547	
TOTAL		237,521	157,529	
DGSF (MULTIPLIER APPLIED AS APPROPRIATE)		244,951	Incl. in GSF	
GSF** (38% MULTIPLIER ON PLANNED DGSF)		338,033	231,000	146.3%

-21-

* Some unidentified areas may be included in the GSF and not (E) ASF making the (E) Efficiency appear low.

** Efficiencies will vary depending on interior vs. exterior circulation and locker location.

Note: See footnotes on space program for all requested areas, and in particular for custodial closets, gender neutral restrooms, and Classroom Building staff restrooms in addition to typical allowances included in the GSF multiplier that are explicitly defined in the input sheets given their specific quantity and size requirements.

CLASSROOMS

	Room No.	Component	No. Spaces	ASF/DGSF
1	N/A	General Classrooms	63	75,600
2	New	ASB Classroom	1	2,400
3	New	PBS Classroom	1	1,200
4	B102	Business/Marketing Classroom	1	1,800
5	B106	Entrepreneur Classroom	1	1,800
6	New	Social Skills Classroom	1	1,200
7	New	Social Skills Classroom	1	1,200
8	N/A	COW (Computers on Wheels) / Shared Printer Room ¹	11	1,100
9	New	Social Skills Support - Restroom	1	100
Subtotal Classrooms				86,400
Total Classrooms GSF @ 38%				119,232

SPECIAL EDUCATION

	Room No.	Component	No. Spaces	ASF/DGSF
1	New	Special Education: Life Skills / Medically Fragile	1	1200
2	New	Special Education: Life Skills / Medically Fragile	1	1200
3	New	Life Skills / Medically Fragile Support	1	600
4	New	PAES Classroom	1	1200
5	New	Special Education Support	1	300
Subtotal Special Education				4,500
Total Special Education GSF @ 38%				6,210

* Reference Abbreviations, Legends and General Notes Sheet

¹ Existing COW storage is estimated at 30 COWs * 15sf per COW currently stored around camp

COMPUTER LABS / IT

	Room No.	Component	No. Spaces	ASF/DGSF
1	B110	Computer Lab	1	1,500
2	E113	Computer Lab	1	1,500
3	L202	Computer Lab	1	1,500
4	New	Computer Lab	1	1,500
5	E105, E106, E111	IT Storage	1	500
6	E106a	MDF	1	325
7	New	IDF ²	TBD	TBD
Subtotal Computer Lab/IT				6,825
Total Computer Lab/IT GSF @ 38%				9,419

PHYSICAL SCIENCES/PLTW

	Room No.	Component	No. Spaces	ASF/DGSF
1	S200	Science Classroom Lab	1	1,800
2	S202	Science Classroom Lab	1	1,800
3	S200p/a	Science Classroom Lab Support	1	563
4	New	PLTW Classroom Lab	1	1,800
5	New	PLTW Classroom Lab	1	1,800
6	New	PLTW Classroom Lab Support	1	563
7	New	PLTW Computer Lab	1	1,800
Subtotal Physical Sciences/PLTW				10,126
Total Physical Sciences/PLTW GSF @ 38%				13,974

* Reference Abbreviations, Legends and General Notes Sheet

² IDF rooms included in the building GSF.

CAREER TECHNICAL EDUCATION (CTE)

	Room No.	Component	No. Spaces	ASF/DGSF
1	New	CTE Classroom Lab: Future	1	1,800
2	New	CTE Classroom Lab: Biomedical	1	1,800
3	B106b	CTE Classroom Lab Support	1	563
Subtotal Career Technical Education (CTE)				4,163
Total Career Technical Education (CTE) GSF @ 38%				5,745

VISUAL ARTS

	Room No.	Component	No. Spaces	ASF/DGSF
1	A012/a	Photo Studio Classroom	1	1,200
2	A013	Ceramics Studio #1 (wet)	1	1,000
3	A015	Ceramics Studio #1 (dry)	1	1,000
4	A101	Ceramics Studio #2 (wet)	1	1,000
5	New	Ceramics Studio #2 (dry)	1	1,000
6	A103	Art Studio Classroom	1	1,200
7	A105	Art Studio Classroom	1	1,200
8	A102	Digital Design Lab	1	1,800
9	H123	Multi-media Studio	1	1,800
10	New	Video/Photography Studio	1	1,200
11	A013a, A014	Shared Kiln Area / Tools	1	500
12	A010, A010a, A010b, A010c	Darkroom/Photography Support	1	500
13	A101a	Support Area #1	1	500
14	A101b	Support Area #2	1	500
15	A103a	Support Area #3	1	500
Subtotal Visual Arts				14,900
Total Visual Arts GSF @ 38%				20,562

* Reference Abbreviations, Legends and General Notes Sheet

PERFORMING ARTS				
PERFORMING ARTS, HUMANITIES CENTER				
	Room No.	Component	No. Spaces	ASF/DGSF
1	E209	Humanities Center	1	6,000
2	E208	Green Room	1	649
3	E208a	Restroom	1	82
4	E209a	Office	1	336
5	E209b	Costume Storage	1	400
6	E210	Production	1	568
7	E302	Dressing Room	1	399
8	E303	Costume Storage	1	280
9	E304	Dressing Room	1	458
10	E305	Dimmer Room	1	60
Subtotal Humanities Center				9,232
Subtotal Humanities Center DGSF				9,975
PERFORMING ARTS, MUSIC				
	Room No.	Component	No. Spaces	ASF/DGSF
1	M100	Choir Classroom Lab	1	2,165
2	M101	Orchestra Classroom Lab	1	2,470
3	M102	Band Classroom Lab	1	2,867
4	M200	Guitar / Piano Classroom Lab	1	1,200
5	M202	Ensemble Practice Classroom Lab	1	450
6	New	Sectional Room	1	1,200
7	New	Sectional Room	1	1,200
8	M100c	Storage	1	150
9	M102c	Storage	1	150
10	M105d	Storage	1	150
11	M200a	Storage	1	150
12	M200b	Storage	1	150
13	M102b	Percussion Storage	1	354
14	M103	Instrument Storage	1	2,000
15	M102d	Band Instrument Storage	1	1,000
16	M104	Uniform Storage	1	1,000
17	M105	Library	1	900
18	M105a	Practice	1	80
19	M105b	Practice	1	80
20	M105c	Practice	1	80
21	M201a	Practice	1	80
22	M201b	Practice	1	80
23	M201c	Practice	1	80
24	M201d	Practice	1	80
25	M201e	Practice	1	80
26	M100a	Office	1	150
27	M101c	Office	1	150
28	M102a	Office	1	150
Subtotal Music				18,646
Subtotal Music DGSF				18,646

Subtotal Performing Arts	28,621
Total Performing Arts GSF @ 38%	39,497

* Reference Abbreviations, Legends and General Notes Sheet

STUDENT SERVICES				
HIGH SCHOOL ADMINISTRATION				
	Room No.	Component	No. Spaces	ASF/DGSF
1	AD401, AD401a	High School Principal	1	300
2	AD400	Reception/Sr. Administration Assistants #1 & #2	1	500
3	AD404	Senior Office Specialist	1	125
4	AD503	Dean of Students	1	272
5	AD500	Administration Assistant	1	100
6	AD402	Conference Room	1	350
7	New	Supply Storage	1	150
8	New	Shipping and Receiving	1	150
9	AD501	Conference Room	1	225
10	AD103c	Lead Custodial Office	1	135
11	AD504, AD514, AD515	Storage	1	150
12	AD405	Administration Supply Storage	1	100
Subtotal Administration: High School				2,557
Subtotal Administration: High School DGSF				3,030
ENROLLMENT				
	Room No.	Component	No. Spaces	ASF/DGSF
1	AD100	Enrollment Clerk and Reception	1	525
2	AD102	Enrollment Conference Room	1	225
3	AD101	Secure Work Room	1	150
Subtotal Enrollment				900
RECORDS				
	Room No.	Component	No. Spaces	ASF/DGSF
1	AD500	Records/Administration Assistants 1 & 2	1	1,200
2	AD500	Cumulative Records/Active Records	1	148
3	AD516, AD012a	Vault Room (Active/Inactive Records); Cumulative Records	1	450
4	E10b	Records Storage	1	450
Subtotal Records				2,248
SECURITY OFFICE				
	Room No.	Component	No. Spaces	ASF/DGSF
1	A107	Security Office	1	500
SWITCHBOARD				
	Room No.	Component	No. Spaces	ASF/DGSF
1	AD100	Switchboard	1	150

* Reference Abbreviations, Legends and General Notes Sheet

STUDENT SUPPORT SERVICES

	Room No.	Component	No. Spaces	ASF/DGSF
1	AD103d	Counselor Office	1	135
2	AD507	Student Outreach Specialist #1	1	100
3	AD508	Student Outreach Specialist #2	1	100
4	AD509	Student Outreach Specialist #3	1	100
5	AD506	Restorative Justice Coordinator	1	100
6	AD505	Senior Sponsors	1	100
7	E10c	Mobility Coordinator / Visual Impairment / Assistant /	1	1,000
8	E103	Conference Room	1	412
9	E115	Conference Room	1	428
10	E215	Speech	1	428
11	H118	Occupational Therapist Office	1	249
Subtotal Student Support Services				3,152
Subtotal Student Support Services DGSF				3,467

SHARED SUPPORT AREAS

	Room No.	Component	No. Spaces	ASF/DGSF
1	New	Conference Room	1	500
2	AD406, AD502	Workroom / Copy Room / Postal / Meter / Fax	1	440
3	AD512	Parent Liaison Office	1	80
4	AD104	Lounge	1	250
Subtotal Shared Support Areas				1,270

-28-

STUDENT HEALTH

	Room No.	Component	No. Spaces	ASF/DGSF
1	AD203	Nurse Office Reception	1	500
2	AD204	Nurse Office	1	135
3	AD200, AD205	Cot Room	1	400
4	AD200e	Treatment Room	1	150
5	AD204a	Restroom	1	60
6	AD205a	Restroom	1	60
Subtotal Student Health				1,305
Subtotal Student Health DGSF				1,762

WELLNESS CENTER

	Room No.	Component	No. Spaces	ASF/DGSF
1	AD203a	Medical Exam	1	100
2	New	Medical Exam	1	100
3	New	Restroom	1	60
4	New	Restroom	1	60
5	New	Treatment Room	1	150
6	New	Shared Office / Consultation Room	1	135
7	New	Supply / Equipment Storage	1	125
8	B101	Mental Health Professional	1	150
9	New	Mental Health Professional	1	150
Subtotal Wellness Center				1,030

EVALUATION AND TESTING

	Room No.	Component	No. Spaces	ASF/DGSF
1	AD200a	Psychologist Office #1	1	200
2	AD201	Psychologist Office #2	1	200
3	AD202	Psychologist Office #3	1	200
4	New	Testing Room #1	1	125
5	New	Testing Room #2	1	125
11	AD504, AD514, AD515	Storage	1	150
6	AD513	Parent Liaison	1	100
Subtotal Evaluation and Testing				1,100
Subtotal Wellness Center DGSF				1,283

OUTSIDE COUNSELORS (ROTATING)

	Room No.	Component	No. Spaces	ASF/DGSF
1	AD510	Office #1	1	80
2	AD511	Office #2	1	80
3	New	Office #3	1	80
4	New	Office #4	1	80
5	New	Office #5	1	80
6	New	Office #6	1	80
7	New	Office #7	1	80
8	New	Office #8	1	80
Subtotal Student Services				640
Subtotal Outside Counselors DGSF				864
Subtotal Student Services				16,864
Total Student Services GSF @ 38%				23,272

-29-

* Reference Abbreviations, Legends and General Notes Sheet

DECENTRALIZED ADMINISTRATION

S HOUSE OFFICE

	Room No.	Component	No. Spaces	ASF/DGSF
1	L200	Reception	1	110
2	L200b	House Principal Office	1	272
3	New	House Principals' Storage	1	75
4	New	Conference Room	1	234
5	L200a	Advisor Office #1	1	130
6	L108a	Advisor Office #2	1	130
7	New	Advisor Office #3	1	130
8	L200c	Teacher Leader Office	1	134
9	New	File Room	1	155
10	New	Workroom/Copy	1	439
11	New	House Principal's Restroom	1	60
Subtotal S House Office				1,869
Subtotal S House Office DGSF				2,299

M HOUSE OFFICE

	Room No.	Component	No. Spaces	ASF/DGSF
1	H106	Reception	1	110
2	H106d	House Principal Office	1	272
3	New	House Principals' Storage	1	75
4	New	Conference Room	1	234
5	H106a	Advisor Office #1	1	130
6	H106b	Advisor Office #2	1	130
7	New	Teacher Leader Office	1	134
8	H106c	File Room	1	155
9	New	Workroom/Copy	1	439
10	New	House Principal's Restroom	1	60
Subtotal M House Office				1,739
Subtotal M House Office DGSF				2,139

O HOUSE OFFICE

	Room No.	Component	No. Spaces	ASF/DGSF
1	H209	Reception	1	110
2	H209b	House Principal Office	1	272
3	New	House Principals' Storage	1	75
4	New	Conference Room	1	234
5	H209c	Advisor Office #1	1	130
6	H209a	Advisor Office #2	1	130
7	New	Teacher Leader Office	1	134
8	H207	File Room	1	155
9	New	Workroom/Copy	1	439
10	New	House Principal's Restroom	1	60
Subtotal O House Office				1,739
Subtotal O House Office DGSF				2,139

H HOUSE OFFICE

	Room No.	Component	No. Spaces	ASF/DGSF
1	E109	Reception	1	110
2	E109e	House Principal Office	1	272
3	New	House Principals' Storage	1	75
4	E109c	Conference Room	1	234
5	E109a	Advisor Office #1	1	130
6	E109b	Advisor Office #2	1	130
7	E109d	Teacher Leader Office	1	134
8	New	File Room	1	155
9	New	Workroom/Copy	1	439
10	New	House Principal's Restroom	1	60
Subtotal H House Office				1,739
Subtotal H House Office DGSF				2,139

FUTURE HOUSE OFFICE

	Room No.	Component	No. Spaces	ASF/DGSF
1	B101a	Reception	1	110
2	B201	House Principal Office	1	272
3	New	House Principals' Storage	1	75
4	New	Conference Room	1	234
5	B200a	Advisor Office #1	1	130
6	B101c	Advisor Office #2	1	130
7	B100a	Teacher Leader Office	1	134
8	New	File Room	1	155
9	B101b	Workroom/Copy	1	439
10	New	House Principal's Restroom	1	60
Subtotal Future House Office				1,739
Subtotal Future House Office DGSF				2,139

Subtotal Decentralized Administration 10,855

Total Decentralized Administration GSF @ 38% 14,980

GALLERY

	Room No.	Component	No. Spaces	ASF/DGSF
1	H113	Gallery	1	2,100
2	H113a, H105	Storage	1	400
3	N/A	Art Patio	1	-
Subtotal Gallery				2,500
Total Gallery GSF @ 38%				3,450

* Reference Abbreviations, Legends and General Notes Sheet

STUDENT CENTER

COLLEGE CAREER CENTER/CTE

	Room No.	Component	No. Spaces	ASF/DGSF
1	B111	General Open Area	1	1,000
2	B115	General Open Area	1	650
3	B111a	Office	1	110
4	B115a	Office	1	110
5	B115b	Office	1	110
6	B115c	Office	1	110
7	New	Office	1	110
8	B106a	Office CTE	1	110
9	B110a	Office-CTE	1	110
10	B122	Office-Work Ability SP ED	1	110
11	B124	Office-CTE	1	110
12	B126a/b	Storage-CTE	1	360
Subtotal College Career Center/CTE				3,000
Subtotal College Career Center/CTE DGSF				3,184

ATHLETICS & ACTIVITIES ADMINISTRATION

	Room No.	Component	No. Spaces	ASF/DGSF
1	AD103e	Activities Director (ASB)	1	135
2	AD103b	Athletics Director	1	135
3	AD103a	ASB storage	1	100
4	AD103f	Senior Office Specialist	1	100
5	C104, C105	SAA Office	1	208
Subtotal Athletics & Activities Administration				470
Subtotal Athletics & Activities Administration DGSF				834

VIKES' INN

	Room No.	Component	No. Spaces	ASF/DGSF
1	AD300	Store	1	800
2	AD300a	Storage	1	125
3	AD300b	Accountant Office	1	200
Subtotal Vikes' Inn				1,125

SHARED SUPPORT

	Room No.	Component	No. Spaces	ASF/DGSF
1	New	Conference Room	1	240
2	New	Work Room / Copy Room	1	440
3	New	Lounge	1	250
Subtotal Shared Support				930

YEARBOOK/NEWSPAPER

	Room No.	Component	No. Spaces	ASF/DGSF
1	L106	Yearbook/Newspaper Computer Lab	1	750
Subtotal Student Center				6,823
Total Student Center GSF @ 38%				9,416

LIBRARY

	Room No.	Component	No. Spaces	ASF/DGSF
1	L210	Learning Commons	1	12,000
2	L210a	Periodicals	0	incl. abv.
3	L210a1	Server	0	incl. abv.
4	L210b	Office	0	incl. abv.
5	L210c	Office	0	incl. abv.
6	L210d	Storage	0	incl. abv.
7	L210e	Conference	0	incl. abv.
8	L210f	Conference	0	incl. abv.
9	L208	Classroom	0	incl. abv.
10	L209	Classroom	0	incl. abv.
Subtotal Library				12,000
Subtotal Library DGSF				12,500
Subtotal Library				12,500
Total Library GSF @ 38%				17,250

INFANT TODDLER CENTER

	Room No.	Component	No. Spaces	ASF/DGSF
1	L115	Infant Toddler Center #1 classroom	1	665
2	L116	Infant Toddler Center #2 classroom	1	665
3	L117/a/b	Infant Toddler Center #3 classroom	1	665
4	L118	Infant Toddler Center #4 classroom	1	905
6	New	Reception	1	400
7	L117c	Office	1	135
8	New	Mother's Room	1	100
9	New	Isolation Room	1	70
10	N/A	Outdoor Activity Space	1	-
Subtotal ITC				3,605
Subtotal ITC DGSF				4,434
Total ITC GSF @ 38%				6,119

-33-

MAINTENANCE AND OPERATIONS

	Room No.	Component	No. Spaces	ASF/DGSF
1	N/A	Custodial Closets ³	21	2,245
2	N/A	Grounds Warehouse	1	600
3	New	Gender Neutral Restroom	7	595
4	N/A	Staff Restrooms (Classroom Building) ⁴	12	720
5	BH17/a/b	Cart Storage ⁵	1	-
6	New	Waste Management ⁶	2	-
Subtotal Maintenance and Operation				4,160
Total Maintenance and Operations GSF @ 38%				5,741

DISTRIBUTION CENTER

SHIPPING AND RECEIVING

	Room No.	Component	No. Spaces	ASF/DGSF
1	New	Loading Dock	1	500
Subtotal Shipping and Receiving				500

STORAGE AND DISTRIBUTION

	Room No.	Component	No. Spaces	ASF/DGSF
1	New	Distribution Warehouse (incl. window/office)	1	6,700
2	New	Caps & Gowns (incl. in Distribution Warehouse)	1	incl abv.
3	H010, H023a/b	Furniture (incl. in Distribution Warehouse)	1	incl abv.
4	AD012	Textbooks (incl. in Distribution Warehouse)	1	incl abv.
5	BH17/a/b	Custodial Warehouse	1	incl abv.
Subtotal Storage and Distribution				6,700

PRINT CENTER

	Room No.	Component	No. Spaces	ASF/DGSF
1	E10	Print Center	1	2,500
2	E10a	Testing Preparation	1	500
Subtotal Print Center				3,000

Subtotal Distribution Center				10,200
Total Distribution Center GSF @ 38%				14,076

* Reference Abbreviations, Legends and General Notes Sheet

³ Requested Custodial Closet ASF in addition to typical allowance included in GSF.

⁴ Requested Staff Restrooms (Classroom Buildings) ASF in addition to typical allowance included in GSF.

⁵ Existing BH17/a/b Custodial Warehouse (in Barnum Hall) relocated to Distribution

FOOD SERVICES				
CAFETERIA				
	Room No.	Component	No. Spaces	ASF/DGSF
1	C100	Dining Room	1	11,000
2	C110	Staff Dining	1	1,001
3	C110c	Staff Lounge	1	254
4	New	Staff Restroom	1	60
5	C110d	Storage	1	174
6	C112	Serving	1	3,000
7	C124a	Walk in Refrigerator	1	300
8	C124b, C124c	Walk in Freezer	1	300
9	C122, C126	Dry Storage	1	500
10	C120, C123	Kitchen (Cooking, Prep, Pot Washing)	1	1,800
11	C121	Office	1	120
12	C101	Custodial	1	150
13	C110b	Men's Locker and Restroom	1	130
14	C110a	Women's Locker and Restroom	1	130
15	New	Cafeteria Staff Lounge	1	200
16	c125	Cafeteria Staff Lounge Restroom	1	60
17	New	Receiving Area	1	80
Subtotal Cafeteria				19,259
Subtotal Cafeteria DGSF				20,085

VIKES' CAFÉ				
	Room No.	Component	No. Spaces	ASF/DGSF
1	C128	Vikes' Café	1	750
2	C129	Vikes' Café Storage	1	100
3	New	Vikes' Café Office	1	80
4	New	Vikes' Café Restroom (employee)	1	65
Subtotal Food Service				995
Subtotal Cafeteria DGSF				995
Subtotal Food Service				21,080
Total Food Service GSF @ 38%				29,090

MISCELLANEOUS				
	Room No.	Component	No. Spaces	ASF/DGSF
1	N/A	QUADS (outdoor space)	TBD	30,000
2	N/A	OUTDOOR DINING AREA (outdoor space)	TBD	TBD
Total Miscellaneous Site Development				TBD

* Reference Abbreviations, Legends and General Notes Sheet

-35-

**CIVIC CENTER JOINT-USE PROJECT
FUNCTION SPACE PROGRAM**

The following Civic Center Joint Use Project Function Space Program (2011) was developed by R. L. Binder, FAIA Architects, LLP and is included at the District's request for reference only. The scope of the Samohi Campus Plans did not include updating the CCJUP Function Space Program, only the planning of these spaces in the Samphi Campus Plan phasing and staging.

ABBREVIATIONS

¹	Potentially shared with adjacent facility (based on phasing and siting)
²	Relocated within Gold Gym Facility as a result of the Phase 1 Project
(E)	Existing (with limited site verification)
ASF	Assignable Square Feet (based on site interviews, to be confirmed)
DGSF	Departmental Gross Square Feet (based on site interviews, to be confirmed)
GSF	Gross Square Feet (including multiplier, to be verified)

LEGEND

Red	Facility Primary Function
Black	Facility Support Function
Blue	Facility "Audience" Function
Green	Approximate Existing ASF/DGSF/GSF

GENERAL NOTES

1. Restroom/shower facilities to be shared/combined based on adjacencies in Build-out.
2. All shower rooms are to include water closets unless noted otherwise.
3. Functions may be located in different facilities in the Build-out concept.
4. All spaces and figures to be confirmed.
5. Campus use is identified in this document.
6. Campus Build-out will be designed to current code. Input Sheets incorporate user group information only, and do not include project program phase analysis including landscape, structural, mechanical, electrical, plumbing, technology, fire sprinkler, fire alarm, acoustic, etc. systems. Notes related to these systems included in Input Sheets are limited to items specifically requested by user group.

FACILITY SUMMARY

	Facility	SS-2 (GSF)	Existing (GSF)	% of Existing
1	Blue Gym Facility	49,400	45,000	110%
2	Gold Gym Facility	54,847	33,750	163%
3	Pool Facility (50M x 25YD)	42,250	18,100	233%
4a	Greek Amphitheatre	40,802	34,100	120%
4b	Greek Amphitheatre Support Facility	9,693	200	-
5a	Football / Soccer / Track / Stadium	179,350	129,600	138%
5b	Football Stadium Support Facility / Field House	17,688	920	-
6a	Baseball / Multipurpose	134,940	137,350	98%
6b	Baseball Field Support Facility / Field House	3,500	1,000	350%
7a	Softball / Multipurpose	73,180	44,200	166%
7b	Softball Field Support Facility / Field House	2,967	180	-
8a	Outdoor Tennis	53,750	53,600	100%
8b	Tennis Courts Support Facility / Field House	2,162	90	-
9	Outdoor Basketball	35,280	13,600	259%
10a	Parking (shown in terms of spaces, not GSF)	(911)	(320)	285%
10b	Parking Function Spaces	2,200	790	278%
11a	Michigan Promenade	54,000	43,000	126%
11b	Michigan Promenade Components (included in 11a)	-	-	-
12	Site Development Components (TBD)	-	-	-

AREA COMPARISON ANALYSIS

Analysis	SS-2 (GSF)	Existing (GSF)	% of Existing
Primary Buildings	146,497	96,850	151%
Facilities on Lines: 1 + 2 + 3			
Support Buildings	76,812	36,490	211%
Facilities on Lines: 4a + 4b + 5b + 6b + 7b + 8b			
All Buildings	223,309	133,340	167%
Facilities on Lines: 1 + 2 + 3 + 4a + 4b + 5b + 6b + 7b + 8b			
Outdoor Facilities & Site Components	532,700	422,140	126%
Facilities on Lines: 5a + 6a + 7a + 8a + 9 + 10b + 11a + 12			
Total Campus Project	756,009	555,480	136%
Facilities: 1 thru 12 (excluding 10a)			

* Reference Abbreviations, Legends and General Notes Sheet

BLUE GYM FACILITY

	Component	ASF/DGSF	Approx. (E)
1	Courts with Retractable Bleachers (1,600 seats)	16,200	11,670
2	Wrestling Room	5,000	5,000
3	Weight/Fitness Room	3,000	3,700
4	Athletic Trainers' Room	1,000	350
5	Academic Center	400	-
6	Multipurpose Room	1,600	430
7	Basketball Team Locker Room - Boys	600	2,150
8	Basketball Team Locker Room - Girls	500	1,450
9	Volleyball Team Locker Room - Boys	500	-
10	Volleyball Team Locker Room - Girls	500	-
11	Golf Team Locker Room - Boys	150	-
12	Golf Team Locker Room - Girls	150	-
13	Wrestling Team Locker Room - Boys	600	350
14	Wrestling Team Locker Room - Girls	150	-
15	¹ Shower Room - Boys	930	1,680
16	¹ Shower Room - Girls	930	1,340
17	Coaches Locker/Shower Room - Men	220	150
18	Coaches Locker/Shower Room - Women	220	170
19	Coaches Offices	1,000	810
20	¹ Officials Changing Room	70	-
21	Basketball & Volleyball Storage	600	410
22	Wrestling Storage	500	270
23	Color Guard Storage	100	50
24	Central Storage/Distribution	1,000	1,850
25	Laundry Room	80	-
26	¹ Public Restroom - Men	360	190
27	¹ Public Restroom - Women	360	140
28	¹ Concession	180	190
29	¹ Ticket Booth	100	-
30	Lobby/Athletic Center	1,000	570
Total Blue Gym Facility ASF/DGSF		38,000	32,920
Total Blue Gym Facility GSF @ 30% (TBD)		49,400	45,000

-39-

* Reference Abbreviations, Legends and General Notes Sheet

GOLD GYM FACILITY

	Component	ASF/DGSF	Approx. (E)
1	Courts with Retractable Bleachers (800 seats)	17,100	9,100
2	Fitness Room	1,500	1,300
3	Yoga Studio	1,920	1,600
4	Pep Squad Studio	5,200	580
5	Dance Studio with Retractable Bleachers (300 seats)	5,150	4,830
6	Multipurpose Room	400	-
7	Locker/Shower Room - Boys PE	3,100	1,950
8	Locker/Shower Room - Girls PE	3,100	2,080
9	Pep Squad Team Locker Room	260	380
10	Dance Changing Room - Boys	200	-
11	Dance Changing Room - Girls	400	-
12	Faculty Locker/Shower Room - Men	200	270
13	Faculty Locker/Shower Room - Women	200	310
14	Faculty Offices (2)	1,200	620
15	¹ Officials Changing Room	70	-
16	Equipment Storage	250	450
17	Yoga Storage	200	-
18	Dance Storage	400	450
19	General Storage	500	780
20	¹ Public Restroom - Men	280	70
21	¹ Public Restroom - Women	280	140
22	¹ Concession	180	-
23	¹ Ticket Booth	100	-
Total Gold Gym Facility ASF/DGSF		42,190	24,910
Total Gold Gym Facility GSF @ 30% (TBD)		54,847	33,750

* Reference Abbreviations, Legends and General Notes Sheet

POOL FACILITY

	Component	ASF/DGSF	Approx. (E)
1	Pool & Deck	23,900	11,700
2	Bleacher Area (300 permanent seats + 300 temporary seats)	3,000	1,700
3	Multipurpose Room	400	-
4	Aquatics Team Locker Room - Boys	250	450
5	Aquatics Team Locker Room - Girls	250	550
6	Shower Room - Boys (shared w/line 15)	300	-
7	Shower Room - Girls (shared w/line 16)	300	-
8	¹ Staff Restroom - Men	240	-
9	¹ Staff Restroom - Women	240	-
10	Faculty Office/Storage	150	-
11	Pool Office	120	-
12	Deck Level Storage	450	-
13	Equipment Room	2,000	(incl.)
14	Outdoor Deck Storage	500	-
15	Public Restroom - Men (shared w/line 6)	760	220
16	Public Restroom - Women (shared w/line 7)	760	220
17	¹ Concession	180	-
Total Pool Facility ASF/DGSF		33,800	14,840
Total Pool Facility GSF @ 25% (TBD - based on indoor facility)		42,250	18,100

* Reference Abbreviations, Legends and General Notes Sheet

A) GREEK AMPHITHEATRE

	Component	ASF/DGSF	Approx. (E)
1	Stage (Upgrade)	8,400	7,500
2	Orchestra Pit (Upgrade)	3,600	3,600
3	Seating (Upgrade)	23,000	23,000
4	Lighting Control Booth	200	-
5	Sound Control Booth	100	-
6	Lighting & Sound Tower (6)	180	-
7	Loading Access (Pico Median Break)	-	-
8	Stage Access	-	-
Total Greek Amphitheatre ASF/DGSF		35,480	34,100
Total Greek Amphitheatre GSF @ 15% (TBD)		40,802	34,100

B) GREEK AMPHITHEATRE SUPPORT FACILITY

	Component	ASF/DGSF	Approx. (E)
1	Dressing Room - Small (2)	160	-
2	Dressing Room - Large (2)	900	-
3	¹ Backstage Restroom/Shower - Men	640	-
4	¹ Backstage Restroom/Shower - Women	640	-
5	¹ Staff Restroom - Men	240	-
6	¹ Staff Restroom - Women	240	-
7	Green Room	1,200	-
8	Production Office	200	-
9	Stage Storage	120	-
10	² General Storage - Small	500	-
11	General Storage - Large	700	200
12	School Storage	500	-
13	² Public Restroom - Men	480	-
14	² Public Restroom - Women	480	-
15	Ticket Booth	180	-
16	² Patio Dining	-	-
17	² Elevated Lounge	-	-
Total Greek Amphitheater Support Facility ASF/DGSF		7,180	200
Total Greek Amphitheater Support Facility GSF @ 35% (TBD)		9,693	200

* Reference Abbreviations, Legends and General Notes Sheet

A) FOOTBALL / SOCCER / TRACK / STADIUM

	Component	ASF/DGSF	Approx. (E)
1	Synthetic Turf Field/Synthetic Surface Track	160,000	129,000
2	Bleacher Area - Home (2,500 seats)	12,200	600
3	Bleacher Area - Visitor (1,000 seats)	4,900	-
4	Football Outdoor Storage	250	-
5	Soccer Outdoor Storage	1,500	-
6	Track and Field Outdoor Storage	500	-
Total Football/Soccer/Track/Stadium		179,350	129,600

B) FOOTBALL STADIUM SUPPORT FACILITY / FIELD HOUSE

	Component	ASF/DGSF	Approx. (E)
1	Weight Room	1,500	-
2	Auxiliary Athletic Trainers' Room	300	-
3	Multipurpose Room	1,600	-
4	Football Team Locker Room	1,250	-
5	Soccer Team Locker Room - Boys	350	-
6	Soccer Team Locker Room - Girls	350	-
7	Track/Cross Country Team Locker Room - Boys	300	-
8	Track/Cross Country Team Locker Room - Girls	300	-
9	¹ Shower Room - Boys	770	-
10	¹ Shower Room - Girls	570	-
11	Coaches Locker/Shower Room - Men	220	-
12	Coaches Locker/Shower Room - Women	220	-
13	Coaches Office	1,000	-
14	¹ Officials Changing Room	70	-
15	¹ Staff Restroom - Men	240	-
16	¹ Staff Restroom - Women	240	-
17	Joint-Use Office	380	-
18	Football Storage	480	-
19	Soccer Storage	200	-
20	Track and Field Storage	1,000	920
21	Color Guard/Band Storage	300	-
22	General Storage	500	-
23	Warming Kitchen	500	-
24	Food Cart Storage	150	-
25	Press Box/Rooftop Filming Platform	120	-
26	¹ Public Restroom - Men	480	-
27	¹ Public Restroom - Women	480	-
28	¹ Concession	180	-
29	¹ Ticket Booth	100	-
Total Football Stadium Support Facility/Field House ASF/DGSF		14,150	920
Total Football Stadium Support Facility/Field House GSF @ 25% (TBD)		17,688	920

* Reference Abbreviations, Legends and General Notes Sheet

A) BASEBALL / MULTIPURPOSE

	Component	ASF/DGSF	Approx. (E)
1	Synthetic Turf Field	121,000	130,000
2	Bleacher Area (600 permanent seats + 400 temporary seats)	4,900	1,300
3	Dugout - Home	320	350
4	Dugout - Visitor	320	320
5	Bullpen Area (2)	4,000	1,100
6	Batting Cage Area (2)	2,400	3,400
7	Baseball Outdoor Storage	500	880
8	Field Sport Outdoor Storage	1,500	-
Total Baseball/Multipurpose		134,940	137,350

B) BASEBALL FIELD SUPPORT FACILITY / FIELD HOUSE

	Component	ASF/DGSF	Approx. (E)
1	Baseball Team Locker Room	750	-
2	¹ Shower Room	540	-
3	¹ Officials Changing Room	70	-
4	Baseball Storage	120	1,000
5	Field Sport Storage	100	-
6	Field Maintenance Storage	400	-
7	Press Box	80	-
8	¹ Public Restroom - Men	280	-
9	¹ Public Restroom - Women	280	-
10	¹ Concession	180	-
Total Baseball Field Support Facility/Field House		2,800	1,000
Total Baseball Field Support Facility/Field House GSF @ 25% (TBD)		3,500	1,000

* Reference Abbreviations, Legends and General Notes Sheet

A) SOFTBALL / MULTIPURPOSE

	Component	ASF/DGSF	Approx. (E)
1	Synthetic Turf Field	65,000	41,000
2	Bleacher Area (250 permanent seats + 250 temporary seats)	2,500	800
3	Dugout - Home	240	200
4	Dugout - Visitor	240	200
5	Bullpen Area (2)	2,100	1,100
6	Batting Cage Area (2)	2,100	900
7	Softball Outdoor Storage	500	-
8	Field Sport Outdoor Storage	500	-
Total Softball/Multipurpose		73,180	44,200

B) SOFTBALL FIELD SUPPORT FACILITY / FIELD HOUSE

	Component	ASF/DGSF	Approx. (E)
1	Softball Team Locker Room	750	-
2	¹ Shower Room	400	-
3	¹ Officials Changing Room	70	-
4	Softball Storage	120	180
5	Field Sport Storage	100	-
6	Field Maintenance Storage	400	-
7	Press Box	80	-
8	¹ Public Restroom - Men	240	-
9	¹ Public Restroom - Women	240	-
10	¹ Concession	180	-
Total Softball Field Support Facility/Field House		2,580	180
Total Softball Field Support Facility/Field House GSF @ 15% (TBD)		2,967	180

* Reference Abbreviations, Legends and General Notes Sheet

A) OUTDOOR TENNIS

	Component	ASF/DGSF	Approx. (E)
1	Standard Court (6)	43,200	53,600
2	Exhibition Court	9,100	-
3	Bleacher Area - Standard Court (10 seats)	450	-
4	Bleacher Area - Exhibition Court (300 seats)	1,000	-
Total Outdoor Tennis		53,750	53,600

B) TENNIS COURTS SUPPORT FACILITY / FIELD HOUSE

	Component	ASF/DGSF	Approx. (E)
1	Tennis Team Locker Room - Boys	250	-
2	Tennis Team Locker Room - Girls	250	-
3	¹ Shower Room - Boys	360	-
4	¹ Shower Room - Girls	360	-
5	Standard Court Storage	90	90
6	Exhibition Court Storage	90	-
7	¹ Public Restroom - Men	240	-
8	¹ Public Restroom - Women	240	-
Total Tennis Courts Support Facility/Field House		1,880	90
Total Tennis Courts Support Facility/Field House GSF @ 15% (TBD)		2,162	90

* Reference Abbreviations, Legends and General Notes Sheet

OUTDOOR BASKETBALL

	Component	ASF/DGSF	Approx. (E)
1	CIF Practice Court (2)	10,080	13,600
2	Practice Court (6)	25,200	-
Total Outdoor Basketball		35,280	13,600

* Reference Abbreviations, Legends and General Notes Sheet

A) PARKING SPACES

	Component	# of Spaces	Approx. (E)
1	Surface Parking, Lot B (included in line 3)	-	253
2	Surface Parking, 6th Street (included in line 3)	-	67
3	Level 1 Semi-Subterranean	450	-
4	Level 2 Subterranean	450	-
5	Band Trailer Parking	3	-
6	Athletics Van Parking	3	-
7	Electric Cart Space	5	-
Total Parking Spaces		911	320

B) PARKING FUNCTION SPACES

	Component	ASF/DGSF	Approx. (E)
1	Storage Space	200	-
2	Grad Nite Storage	2,000	790
Total Parking Function Spaces		2,200	790

* Reference Abbreviations, Legends and General Notes Sheet

-47-

A) MICHIGAN PROMENADE

	Component	ASF/DGSF	Approx. (E)
1	4th to 6th Street (±40' width)	34,000	20,000
2	6th to 7th Street (±80' width)	20,000	23,000
Total Michigan Promenade		54,000	43,000

B) MICHIGAN PROMENADE COMPONENTS

	Component	ASF/DGSF	Approx. (E)
1	Bicycle Path	-	-
2	Bicycle Parking (200 spaces)	-	-
3	4th Street Entry Feature/Attendant Booth	-	-
4	Public Restroom - Men	-	-
5	Public Restroom - Women	-	-
Total Michigan Promenade Components		-	-

* Reference Abbreviations, Legends and General Notes Sheet

** Square footage for (B) Michigan Promenade Components is included in (A) Michigan Promenade

SITE DEVELOPMENT COMPONENTS

	Component	ASF/DGSF	Approx. (E)
1	Campus Transformer/Vault Upgrade & Relocation	-	-
2	6th Street Access Road	-	-
3	Vehicular, Loading and Fire Access	-	-
4	Emergency Conex	220	220
5	Gardener/Site Maintenance Equipment Storage	500	470
6	Site Utilities	-	-
Total Site Development Components		TBD	TBD

* Reference Abbreviations, Legends and General Notes Sheet

	Existing	Recommended	Requested
FOOTBALL / SOCCER / TRACK / STADIUM	Radius (Track)	< 100'	104.43'
	Lanes (Track)	(6)	(8) - (10)
	Long Jump (Track)	(1) @ north end zone	(2)
	Pole vault (Track)	(1) @ south end zone	(1)
	Discus (Track)	(1) @ baseball field	(1)
	Shotput (Track)	(1) @ south end zone	(1)
	High jump (Track)	(1) @ north end zone	(1)
	Field Width	< 200'	160' (Football) 180' (Lacrosse) 210' (Soccer)

BASEBALL / MULTIPURPOSE	RF (Baseball)	310'	300' min.	320'
	CF (Baseball)	370' (verify)	350' min.	380'
	LF (Baseball)	340'	300' min.	320'
	Home (Baseball)	35'	60'	50'
	Foul (Baseball)	23'		20'
	Field Size (Soccer)			165' x 300'

SOFTBALL / MULTIPURPOSE	RF (Softball)	185'	185' - 235'	185'
	CF (Softball)	245'	185' - 235'	230'
	LF (Softball)	185'	185' - 235'	185'
	Home (Softball)	20'	25'	20'
	Foul (Softball)	20'	25'	20'
	Field Size (Soccer)			165' x 300'

-49-

OUTDOOR TENNIS	Standard Court (60' x 120')	(7)	(6)	(5) - (6)
	Exhibition Court (70' x 130')	-		(1)

OUTDOOR BASKETBALL	CIF Practice Court (50' x 84')	-		(2) full courts
	Practice Court (50' x 69')	(3) full courts		(2) - (6) full courts

POOL	Pool	25 Meter x 25 Yard		50 Meter x 25 Yard

GREEK	Stage	50' x 150'		60' x 140'

VI. PLANNING CONCEPT

The Santa Monica-Malibu Unified School District and Samohi Executive Committee tasked the planning team with developing planning concepts that re-envision the Samohi campus. The concepts were to integrate the 2011 CCJUP Siting Study 2 components and the 2016 Function Space Program components. With input from FIP, the Executive Committee, the Facilities District Advisory Committee and the SCP Facilities Committee, alternate planning concepts were developed and one was identified as the Selected Planning Concept: Build-out. The concepts illustrate potential building/function sites for future projects that will be programmed and designed by others. The concepts are predicated on planning that assumes the Michigan easements and utilities are to be moved and/or vacated per the District. The Architect of Record of each project is to determine code requirements and include, among other scopes:

- Campus-wide, assessable multipurpose pathways for pedestrian/vehicle/fire/truck loading, as well as required Fire Department access locations and widths
- Pedestrian circulation zones to accommodate student body moving between classes, as well as campus direction on arcades
- Open space requirements including outdoor seating, performance and shaded space to be included in any given project scope
- Verification of conceptual site size and configuration: building and site design may vary from the sites conceptually sized in the study
- Verification of the number of building levels and the Function Space Program Components to be provided in the project
- Determination of a potential 4th Street vehicular access drive and establishing the grade of any

adjacent functions, as appropriate to the specific project

- Determination/ verification of the phases of the planning study to be included in a project scope
- Pre-design scopes related to mechanical, electrical and plumbing (NIC SCP study)
- Confirm District analysis of archeological artifact impacts on schedule

-51-

TWO ALTERNATE PLANNING CONCEPTS

The Planning Team presented various planning concepts from which one would be selected for further development. A range of planning options was reviewed, and the two planning concepts, the Blue Concept and the Gold Concept, were identified to be presented to the Board of Education in order to determine the Selected Planning Concept: Build-out. Both concepts presented incorporate:

- 2016 Function Space Program and the CCJUP/SS2 space program
- Re-organized the campus functions and open space
- Campus entry shifted southward along 7th Street on axis with Barnum Hall
- Defined, usable open space
- Football/soccer/track and field stadium
- Ample on-campus parking
- Concept diagrams including site diagrams & sections, landscape, grading and circulation, as well as perspective views

GOLD CONCEPT

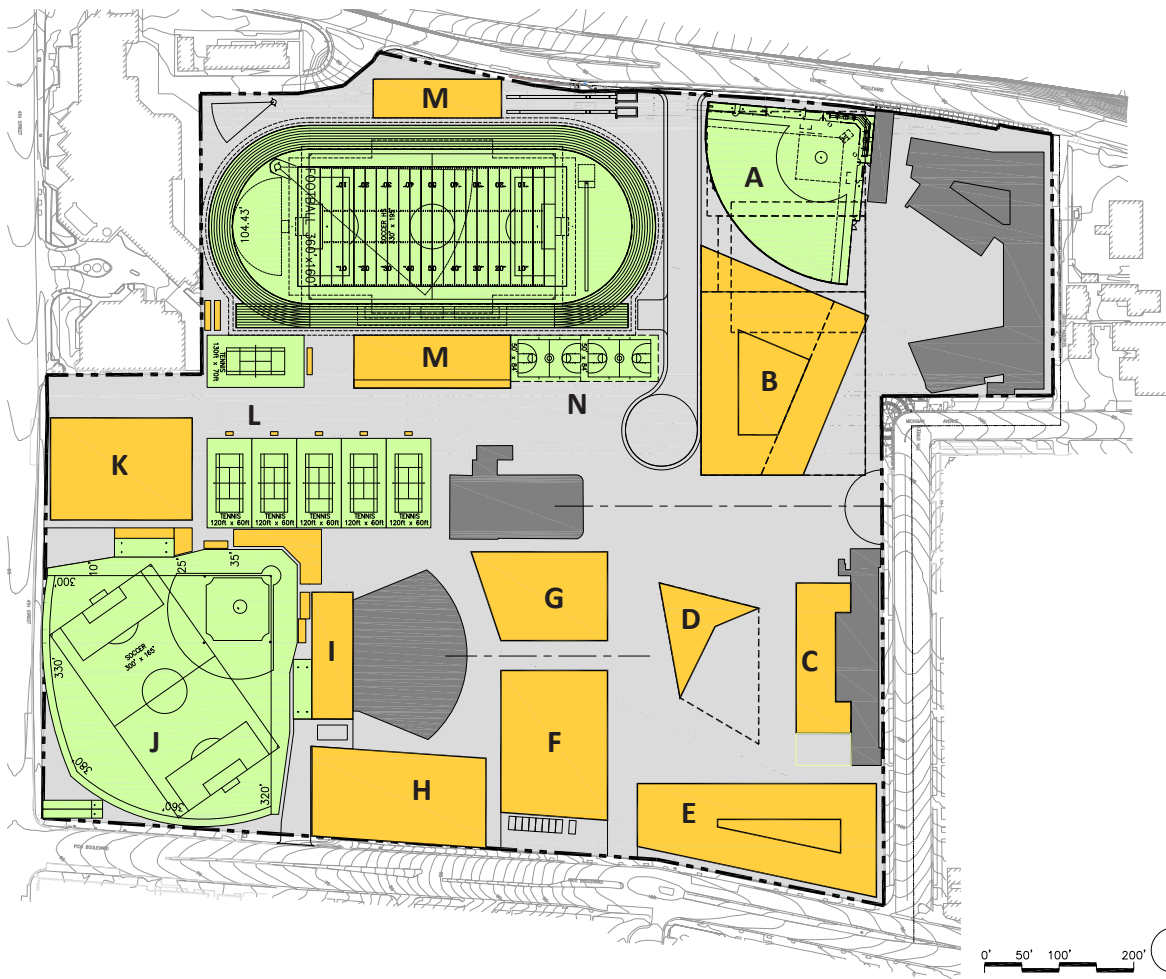
The Gold Concept is defined by:

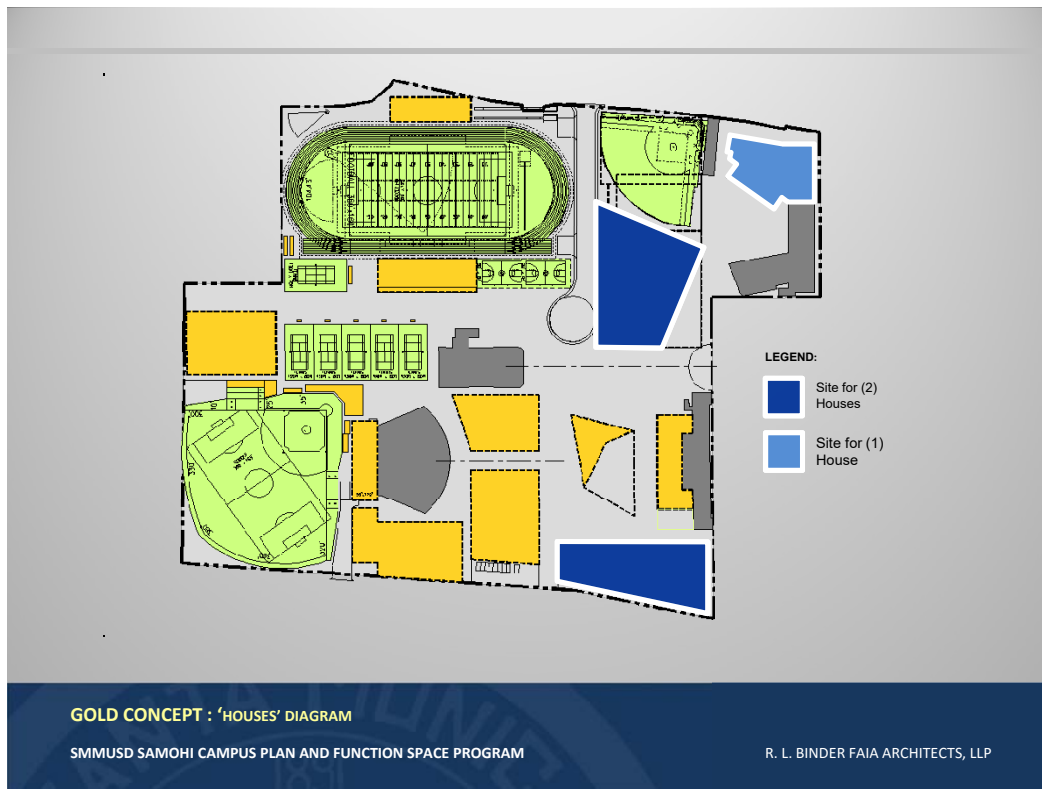
- More densely concentrated houses in two buildings, conserving site area
- Retention of Prospect Hill with the grade change mitigated by a semi-subterranean Library with Student Center above
- On-campus Softball restored permanently in the first phase project
- Tennis Courts on grade

KEY:

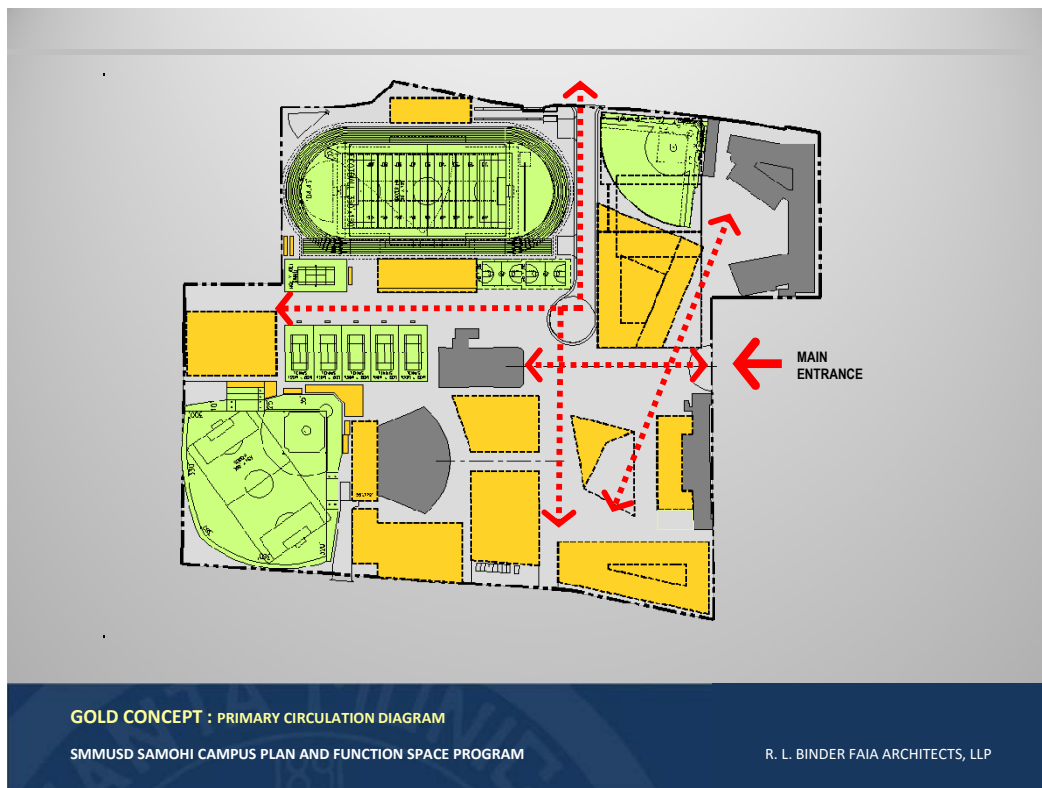
- A. SOFTBALL; POOL AND M&O/DISTRIBUTION CTR. (BELOW)
- B. 2 HOUSES/CLASSROOMS (2 LEVELS); PHYSICAL SCI. (GRADE); PARKING (BELOW)
- C. STUDENT SERVICES/GALLERY/SP. ED. (3 LEVELS)
- D. STUDENT CENTER; LIBRARY (SEMI SUBTERRANEAN BELOW)
- E. 2 HOUSES/CLASSROOMS (2 LEVELS); PARKING (BELOW)
- F. VISUAL ARTS/CTE (ABOVE); CAFETERIA (GRADE)
- G. MUSIC (2 LEVELS)
- H. GOLD GYM (2 LEVELS)
- I. GREEK THEATER AND SUPPORT/STAGE
- J. BASEBALL / M.P. FIELD
- K. BLUE GYM (2 LEVELS)
- L. BASKETBALL COURTS
- M. STADIUM; PARKING (SEMI-SUBTERRANEAN BELOW)
- N. BASKETBALL COURTS

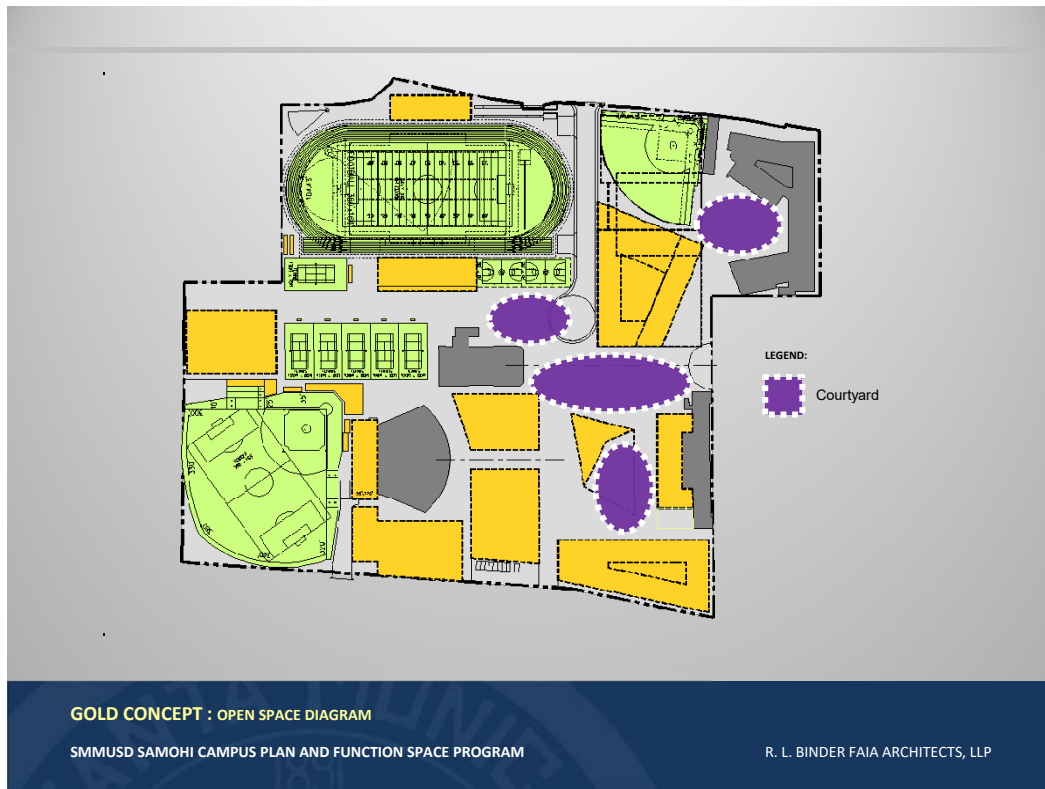
Gold Concept, Site Massing Diagram



*Gold Concept, House Diagram*

-53-

*Gold Concept, Circulation Diagram*

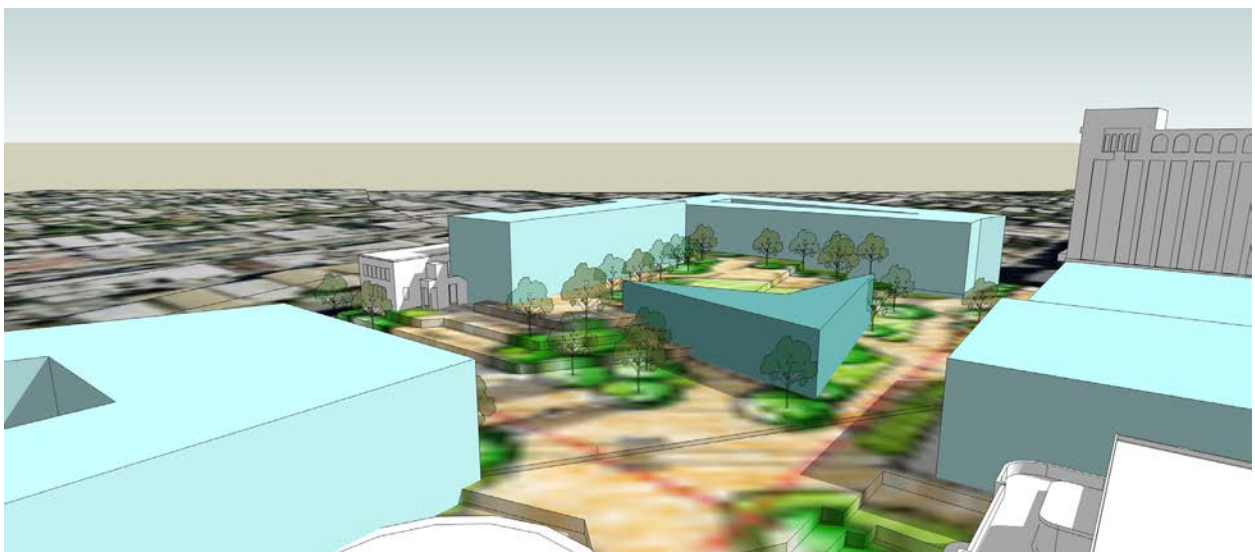


Gold Concept, Open Space Diagram



Gold Concept, Perspectives

-55-



BLUE CONCEPT

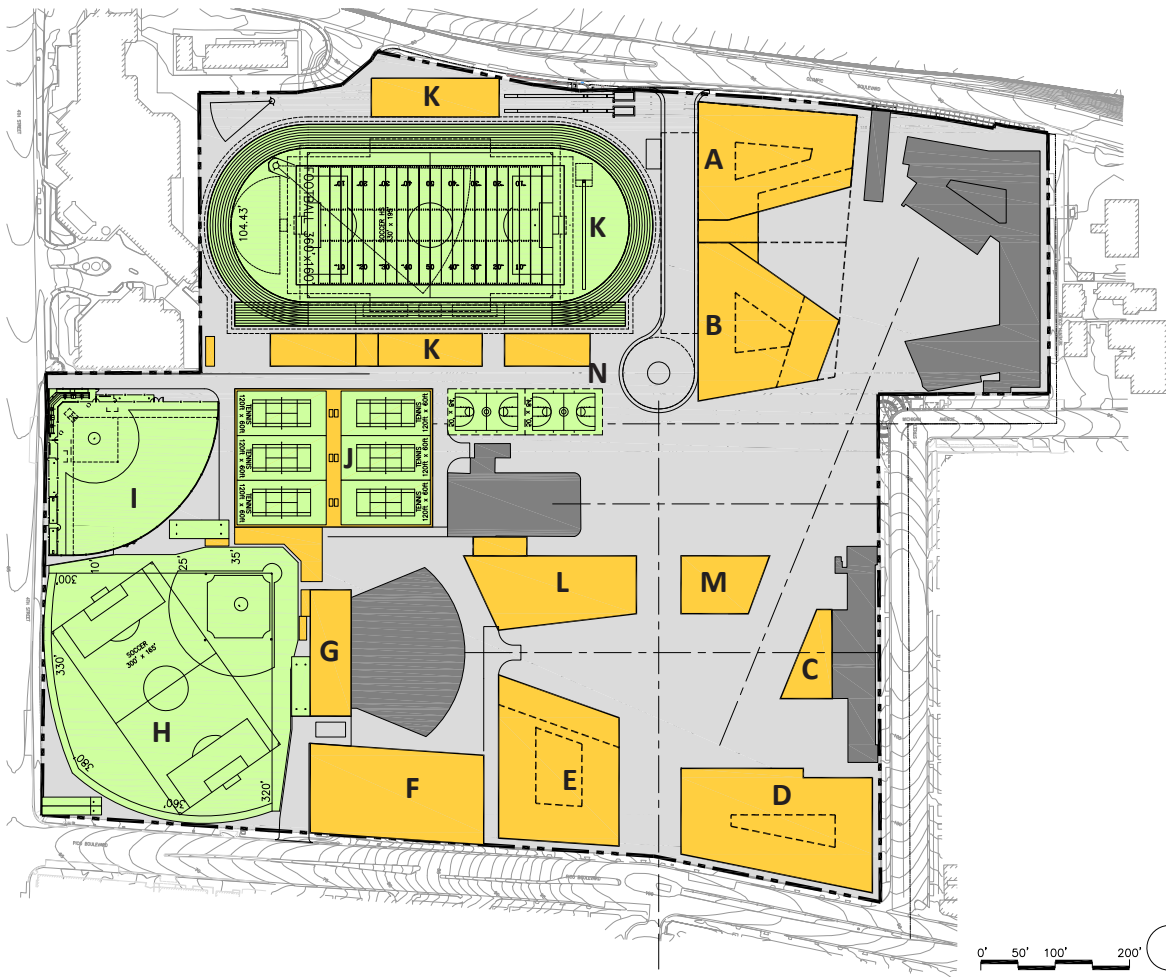
The Blue Concept is defined by:

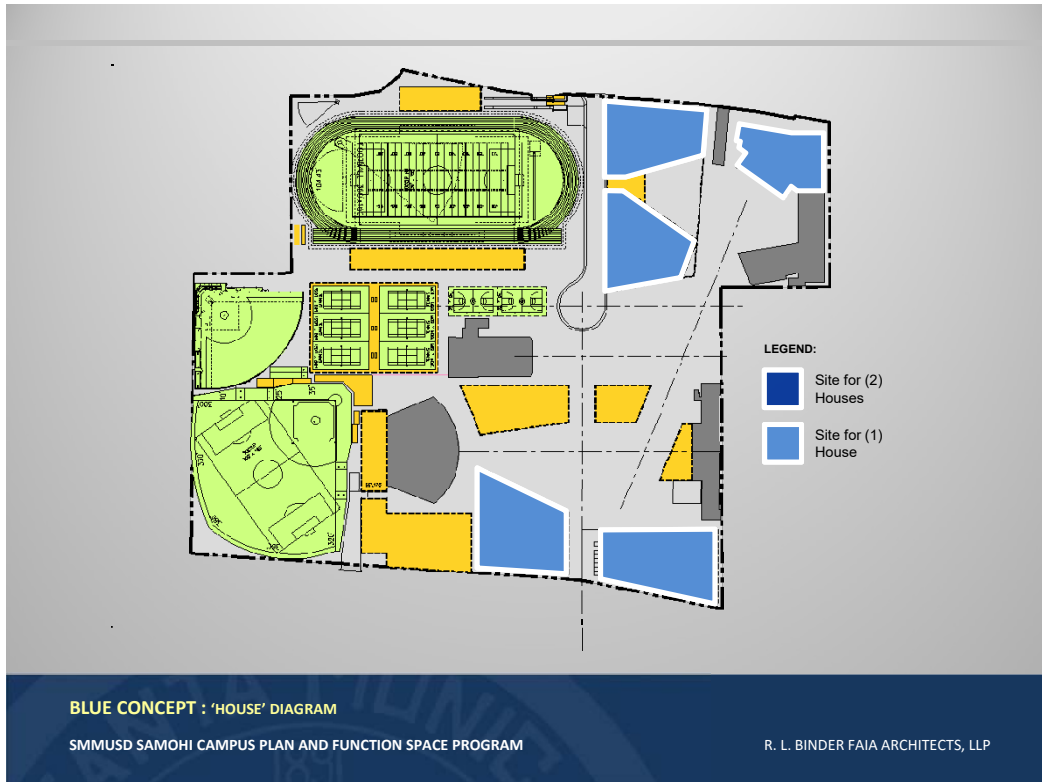
- Campus organization which generally sites academic functions to the east and athletic to the west
- Re-grading of Prospect Hill, affording universally accessible design options which require less grade change
- New campus outdoor space that enhances and expands the Centennial Quad and creation of a second, similar courtyard south of the existing Science Quad
- Tennis Courts on the Blue Exhibition Gym roof

KEY:

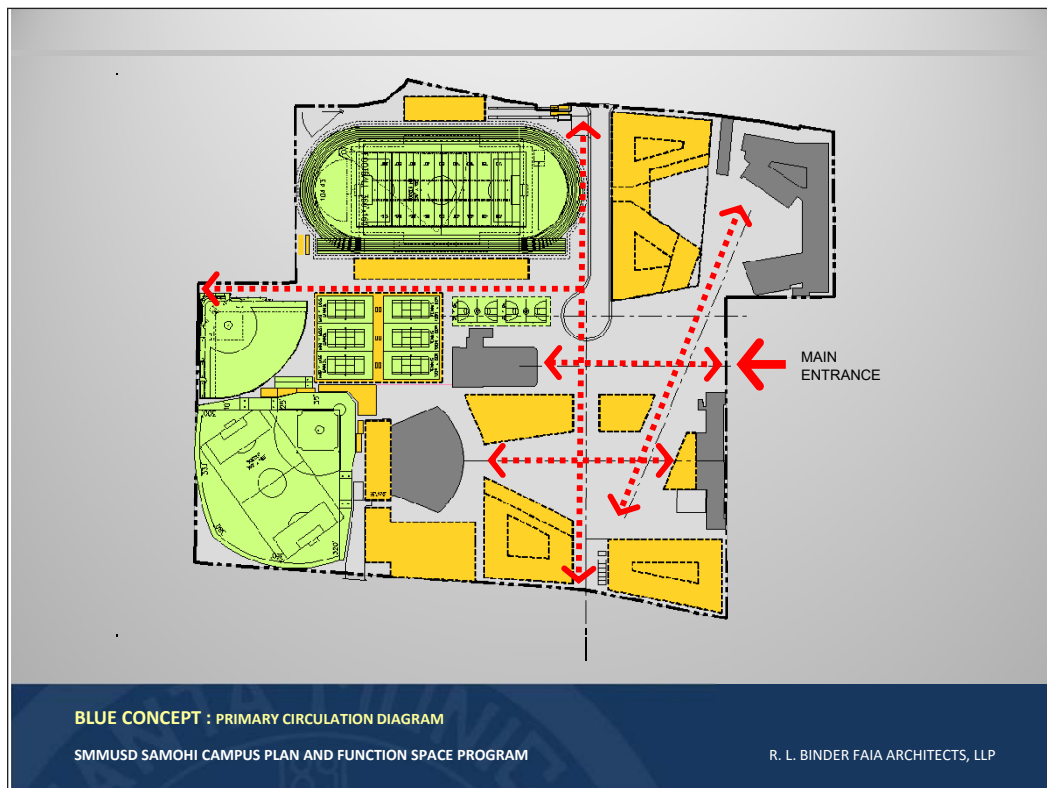
- A. HOUSE/CLASSROOMS (2 LEVELS); PHYS. SCI./CTE (GRADE); POOL AND M&O/DISTRIBUTION CTR. (BELOW)
 B. HOUSE/CLASSROOMS (2 LEVELS); LIBRARY/SP. ED./ITC (GRADE); PARKING (BELOW)
 C. STUDENT SERVICES (3 LEVELS)
 D. HOUSE/CLASSROOMS (2 LEVELS); CAFETERIA (GRADE); PARKING (BELOW)
 E. HOUSE/CLASSROOMS (2 LEVELS); VISUAL ARTS/CTE (GRADE)
 F. GOLD GYM (2 LEVELS)
 G. GREEK THEATER AND SUPPORT/STAGE
 H. BASEBALL/M.P. FIELD
 I. SOFTBALL
 J. BLUE GYM (GRADE, 2 LEVELS); TENNIS (ON ROOF ABOVE)
 K. STADIUM; PARKING (SEMI-SUBTERRANEAN BELOW)
 L. MUSIC (2 LEVELS)
 M. STUDENT CENTER AND GALLERY (2 LEVELS)
 N. BASKETBALL COURTS

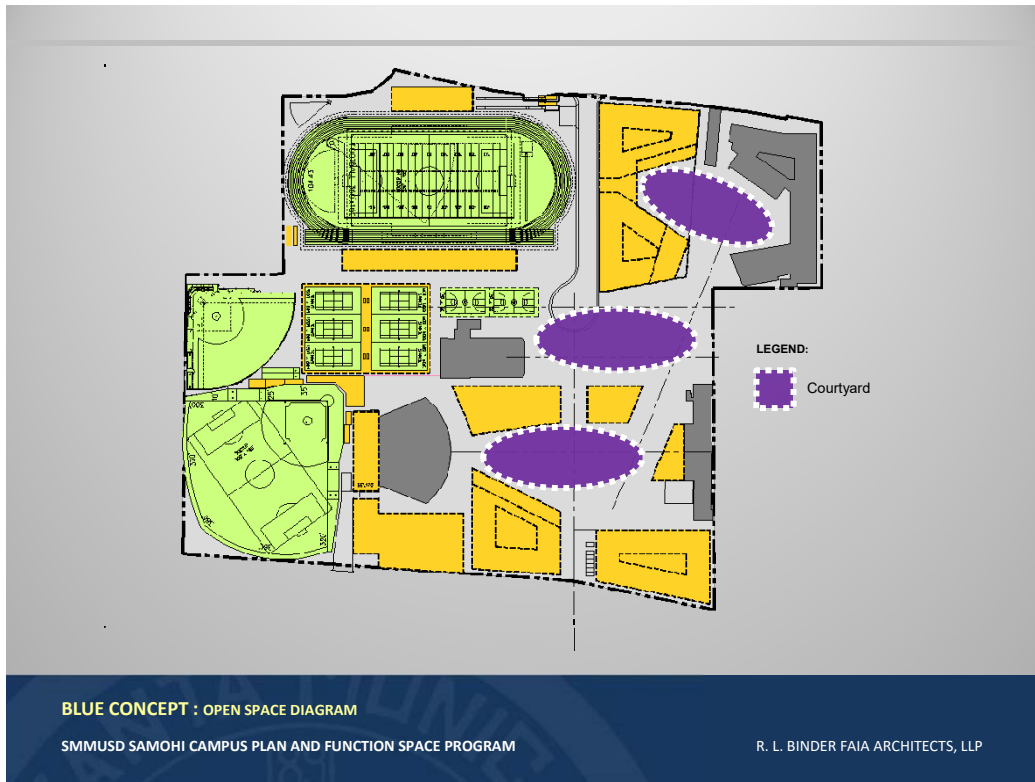
Blue Concept, Site Massing Diagram



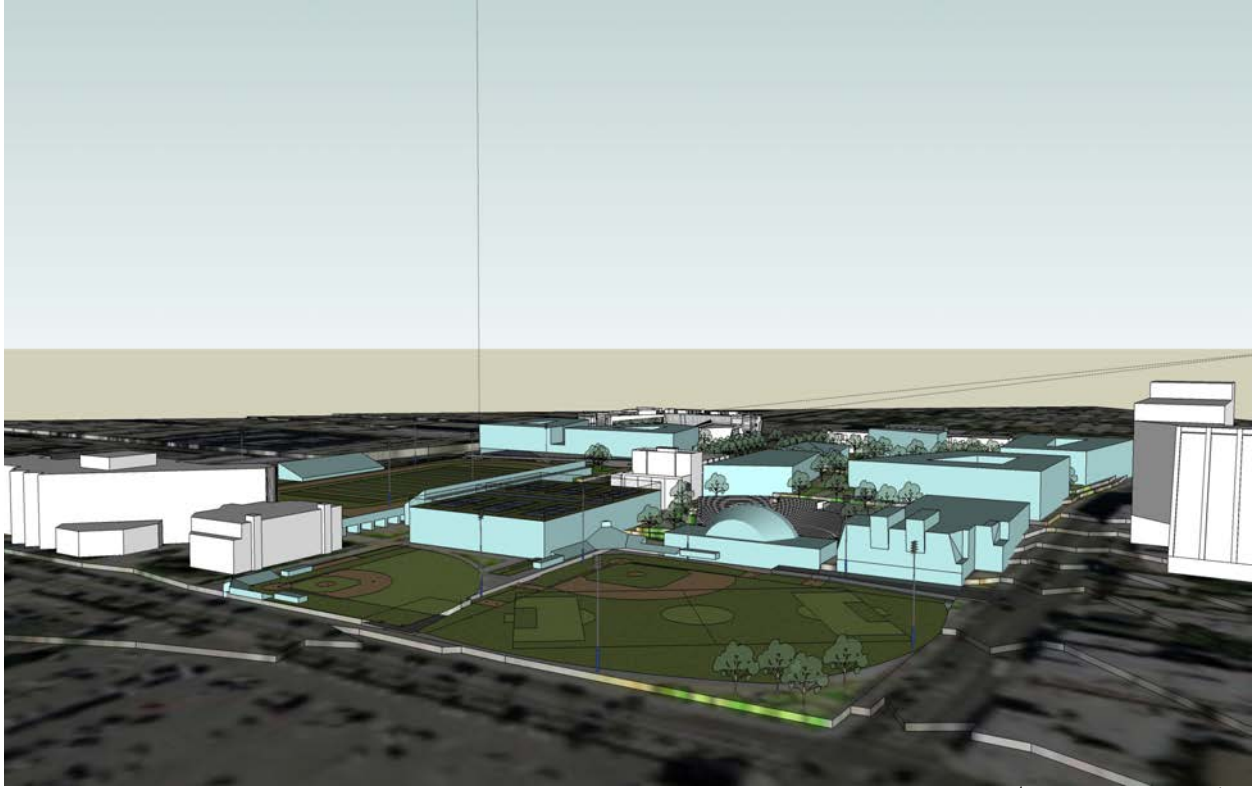
*Blue Concept, House Diagram*

-57-

*Blue Concept, Circulation Diagram*



Blue Concept, Open Space Diagram



Blue Concept Perspectives

-59-



SELECTED PLANNING CONCEPT: BUILD-OUT

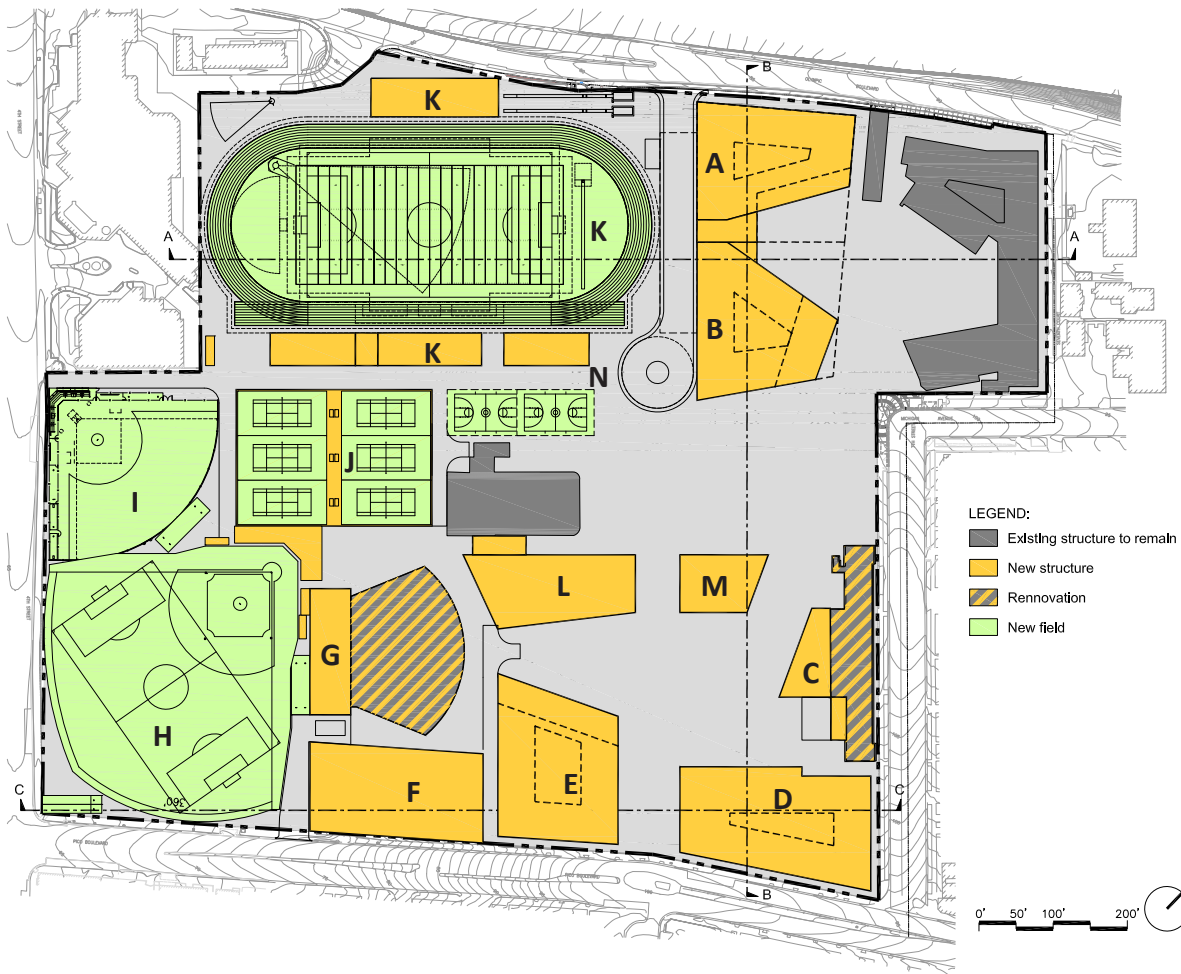
The process included reviews by various committees and the Blue Concept was selected as the preferred Build-out. It was recommended to the Board of Education to be developed with its first six potential design & construction phases and the associated function space staging at each phase. The BOE unanimously provided guidance to proceed with the Blue Concept as the Selected Planning Concept: Build-out. The following diagrams describe the site, circulation, massing and open space.

Note: the need to maximize land area and the changes in Civic Center development led to minimizing pedestrian access mid-block along 4th Street.

KEY:

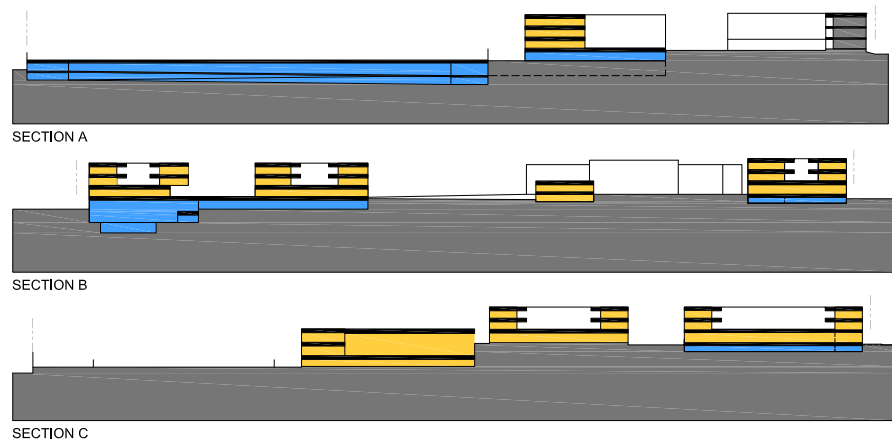
- A. HOUSE/CLASSROOMS (2 LEVELS); PHYS. SCI./CTE (GRADE); POOL AND DISTRIBUTION CTR. (BELOW)
- B. HOUSE/CLASSROOMS (2 LEVELS); CAFETERIA (GRADE); PARKING (BELOW)
- C. STUDENT SERVICES/ITC (3 LEVELS)
- D. HOUSE/CLASSROOMS (2 LEVELS); VISUAL ARTS (GRADE); PARKING (BELOW)
- E. HOUSE/CLASSROOMS (2 LEVELS); LIBRARY/SP. ED. (GRADE)
- F. GOLD GYM (2 LEVELS)
- G. GREEK THEATER AND SUPPORT/STAGE
- H. BASEBALL/M.P. FIELD
- I. SOFTBALL
- J. BLUE GYM (GRADE); TENNIS (ON ROOF ABOVE)
- K. STADIUM; PARKING (SEMI-SUBTERRANEAN BELOW)
- L. MUSIC
- M. STUDENT CENTER AND GALLERY
- N. BASKETBALL COURTS

Selected Planning Concept: Build-out, Site Massing Diagram

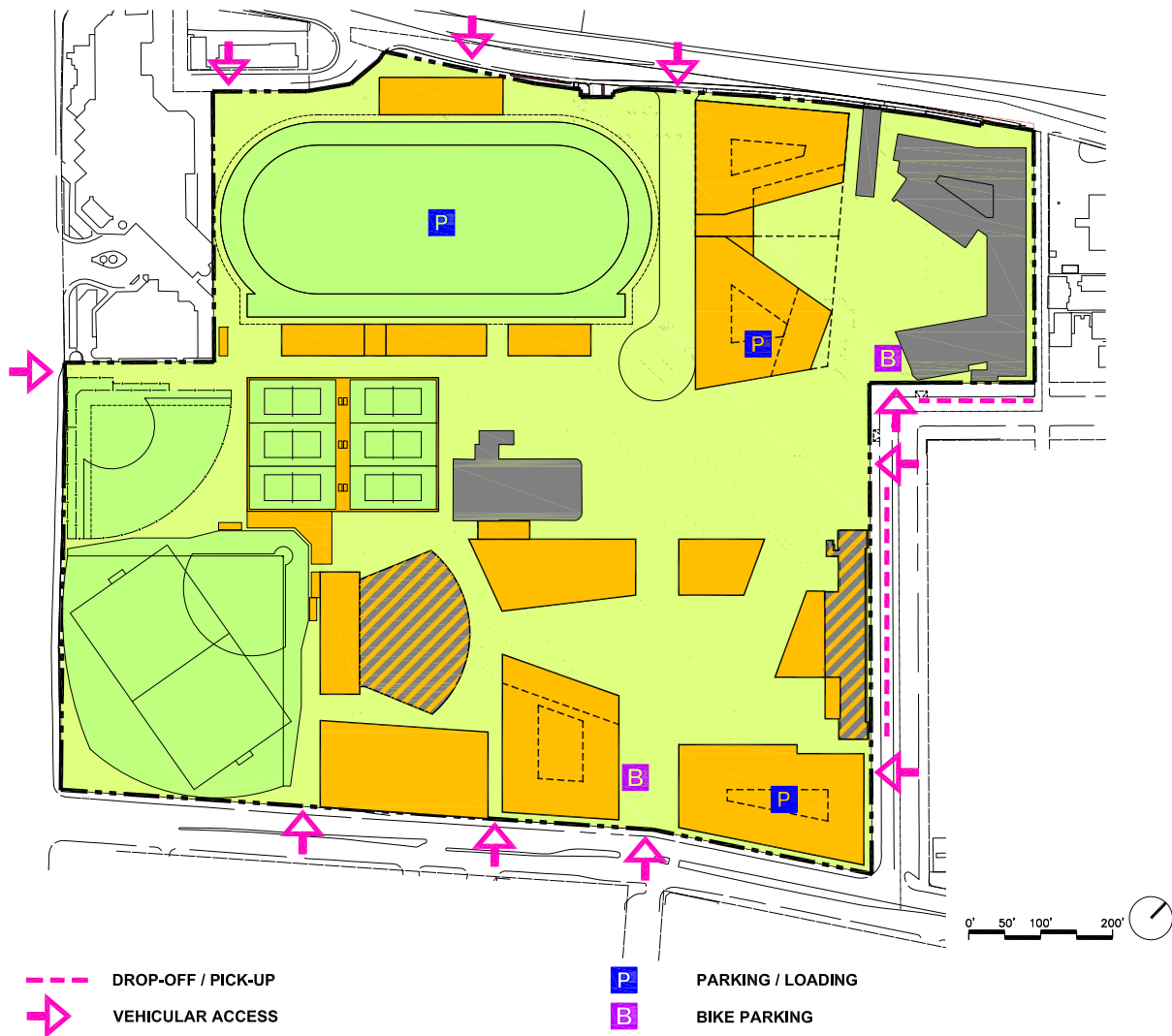


Selected Planning Concept: Build-out, Site Sections

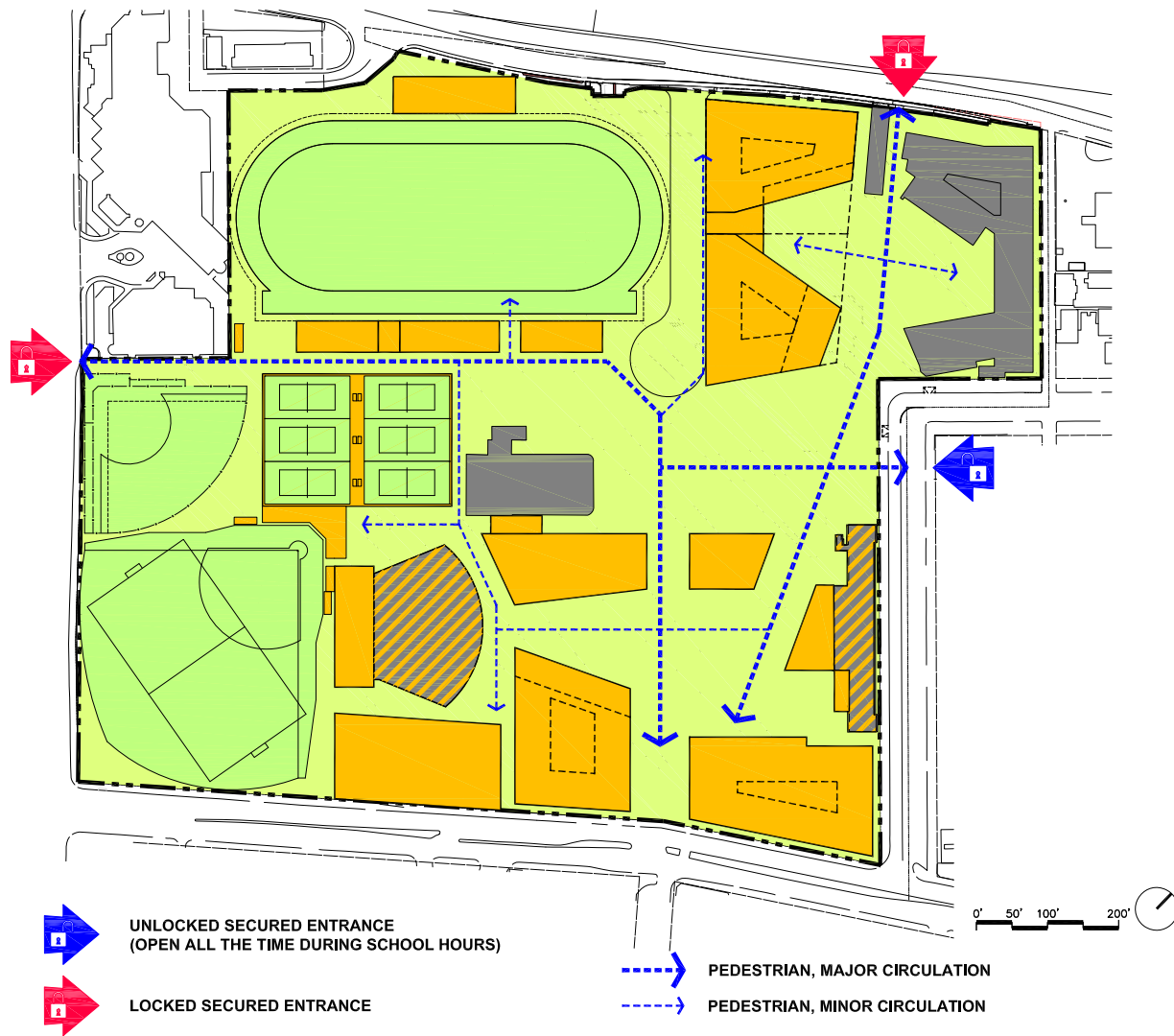
-61-



-62-

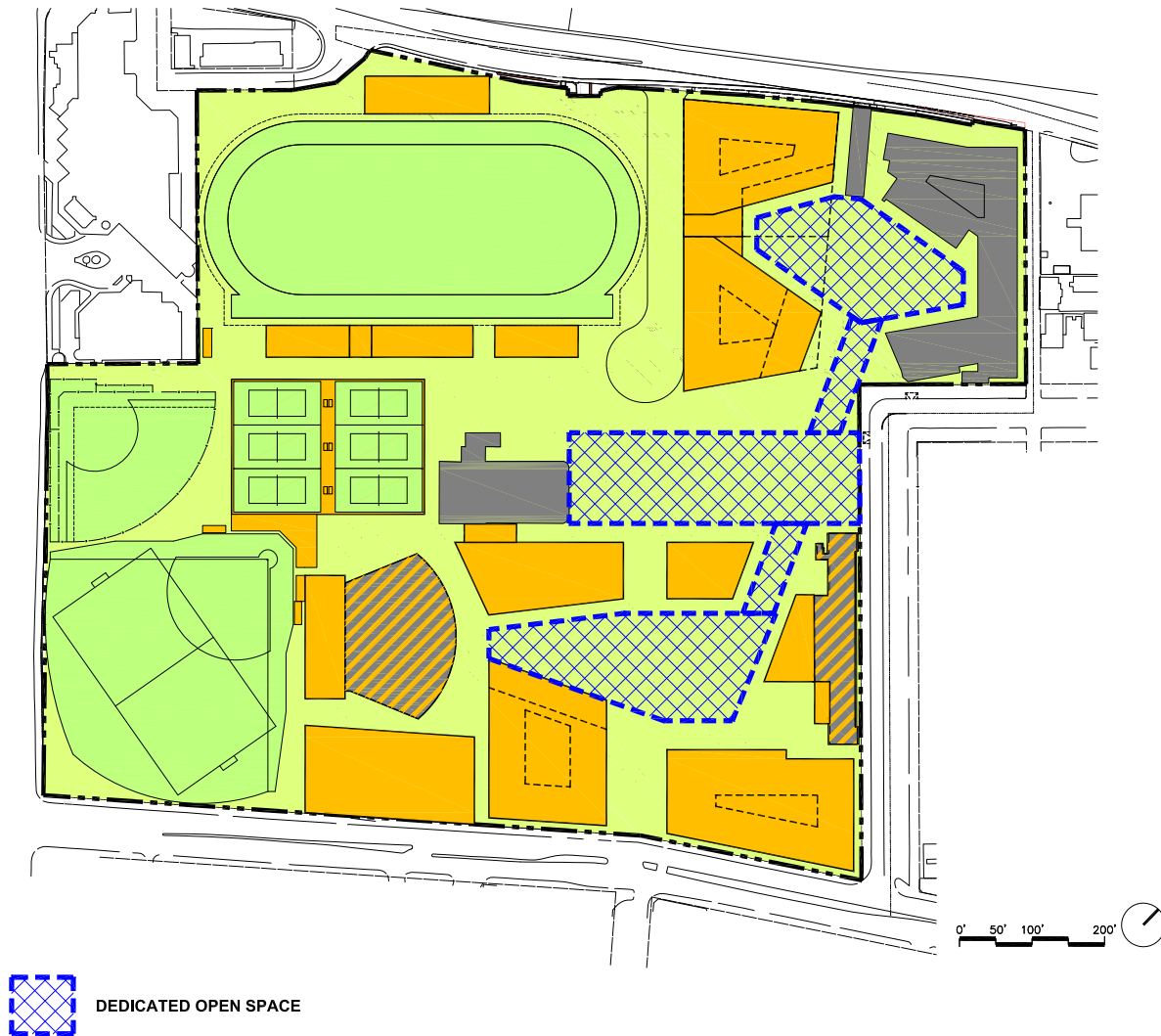


Selected Planning Concept: Build-out, Vehicular Access Diagram



Selected Planning Concept: Build-out, Pedestrian Circulation Diagram

-64-



Selected Planning Concept: Build-out, Open Space Diagram

Open Space and Landscape Concept

With a limited amount of space, the overall landscape design looks to create a varied yet holistic campus experience informed by the form and function of the adjacent buildings. The landscape is experienced through the movement of a series of campus quads that serve the needs of the adjacent blocks but come together as a whole through layout and continuity.

The overall landscape design for Samohi should create a sustainable contemporary outdoor environment for students and faculty, with learning and recreation elements, accessible and comfortable, and which strengthens the overall architectural design elements of the campus.

The organization of the landscape pays homage to the past while looking to the future. The landscape master plan utilizes previous planning ideas as references to organize the campus entrance and courtyards and at the same time maximizes circulation for a large number of students to move to and from new and existing buildings.

Too many students, especially those in metropolitan areas, suffer from a deficit of nature and pay the cost in poor health, poor grades, and poor social skills. The right landscape can mitigate these maladies by providing students with the tools they need for healthy development. The cost benefit is innumerable, not



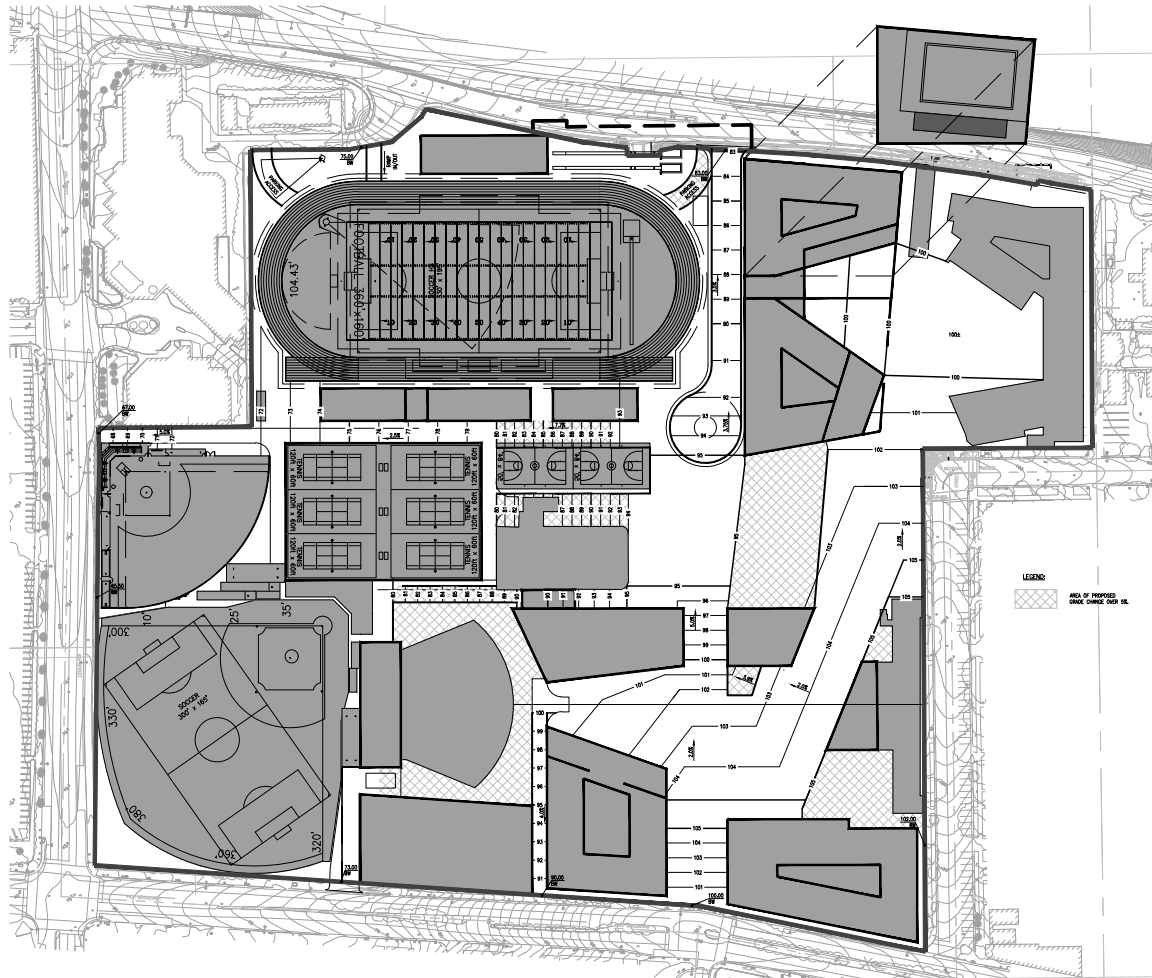
-65-

Selected Planning Concept: Build-out, Landscape Concept

only to the student, but also to society as a whole.

The overall landscape design for the campus shows a variety of outdoor space hierarchy and possible outdoor space typologies. This plan allows for special planting zones conceptually tied to the space typologies. Seating throughout creates smaller areas for gathering and rest while each house has a plaza area that can be used for medium and large functions and gatherings, low water planting beneath new and existing trees brings nature into the campus with groves and allees throughout, house specific landscape planning creates areas that can be used as outdoor classrooms and learning gardens, and

plazas and walkways utilize planting as a way to move students through and to offer space to interact with others and the landscape.




Selected Planning Concept: Build-out, Grading Concept



Selected Planning Concept: Build-out, Perspectives

-67-






Selected Planning Concept: Build-out, Perspectives

-68-





Selected Planning Concept: Build-out, Perspectives

-69-



VII. PHASING & FUNCTION STAGING - SELECTED PLANNING CONCEPT

The phases of development and requirements of function staging are essential to understand in order to implement a planning concept. Each construction phase, including “displaced facilities” for the duration of that construction phase, will impact the campus “livability” and the cost of development. While there are a variety of potential phasing solutions and associated function staging considerations, the design team working with District’s Executive team was tasked with outlining one “logical” progression of construction projects. This includes consideration of the numbers of functions that will be displaced in any construction project, the overall campus function during construction and impacts to operations. The Bond Measure funding required for each project, as well as the Schedule, are to be determined by the District.

METHODOLOGY

- The phasing and function staging are to follow a logical progression of projects without consideration of the condition of existing facilities or phasing preferences, including the number of phases or funding parameters which will be determined by SMMUSD.
- The number of phases is independent of the number of bonds. There may be more than one defined phase funded by a given bond. Function staging requirements and campus impacts are primary considerations for the number of phases defined.
- A Phasing and Function Staging Concept that allows any staged function to be accommodated at the conclusion of the same construction phase is generally acceptable to the District. Functions that are staged pending a future bond measure

are to be limited, as practical, because the duration for replacement is unknown.

- The construction phases strive to allow the campus to function and limit daily impact the school day, as practical
- The phasing and staging of projects are to leave the campus whole at the end of each phase, as practical.
- The existing Science and Technology Buildings are to be integrated in the phasing and function staging if SMMUSD decides to retain them as function staging space for some duration. The study of the existing Science and Technology buildings for function staging includes analysis for the space planning only (not the entire building’s structural or M/E/P systems).
- If an existing area is not staged per Campus request or the staged area is smaller it is noted.
- The function staging of existing functions is based on the existing assignable square footage (ASF) and not the proposed Function Space Program ASF.

-71-

Note:

- As the District develops the Bond Measures for ongoing phases, the bond will include the complete project cost of the Phase to be funded, as well as the design and related preconstruction soft costs of the of the next Phase of development to help ensure seamless progress of sequential construction projects.
- Construction lay down areas have been provided by the District and are conceptually illustrated on the SCP diagrams. Final construction lay down areas are to be verified / determined at each Phase.

- The District will determine the timing for the demolition of any building whose functions have been located in new construction and/or staging facilities. This study generally includes the demolition of such facilities in a later phase of construction rather than at the conclusion of the phase in construction.
- Some new function spaces which have been assigned as function staging space in the short term will be available for temporary occupancy in intervening phases. Once the area is no longer needed for function staging it will be assigned to its final function space.
- Selected Planning Concept: Build-out and Phasing & Function Staging Concepts define massing and open space and should not be construed as a building designs. Parameters for open space are identified in the Selected Planning Concept: Build-out in Section VI. The executive architect will provide a design that utilizes the site and the massing may vary provided the delineated open spaces are maintained. Given the campus nature of the sites, the District may choose to revise the site parameters at the beginning of a phase.
- The Band trailer will be staged in various surface parking lots with the final location to be determined.

-72-

CONCEPT

The following diagrams and tables define building sites and potential massing, identify the functions by department, and provide a space program for each phase. As the design projects are developed, the phases and their function staging may vary from those in this study. The options presented are one potential conceptual “road map” for campus development and are the basis for the project cost estimates. Construction staging & logistics, as well as scheduling and construction management scopes are By Others, and not part of this report.

Sequencing of each phase is to be developed by the Construction Manager/Contractor, including all site staging, lay down area, site access, temporary campus circulation, construction utilities, outdoor space and campus fencing to create a secure campus perimeter at each phase.

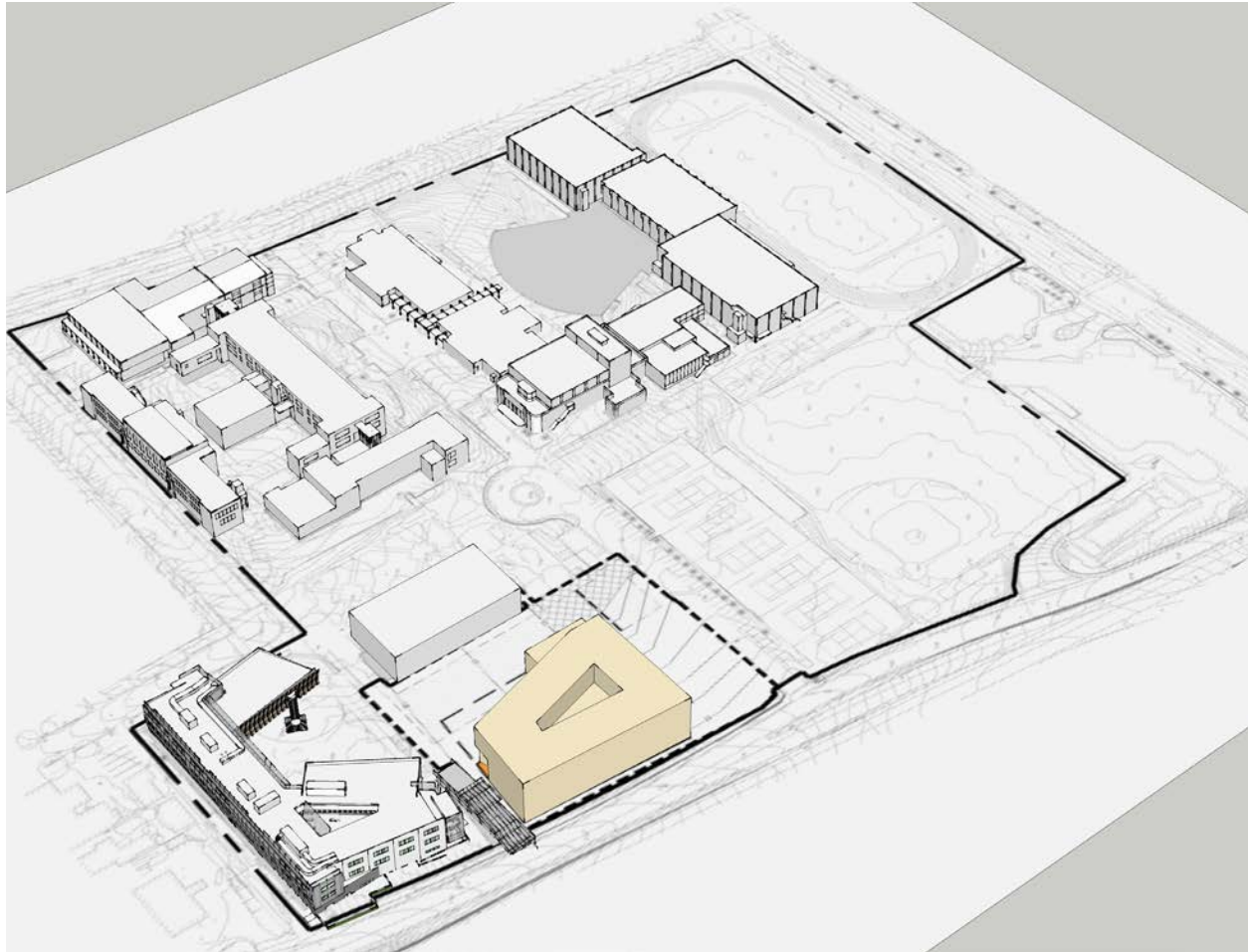
Please refer to the Phasing and Function Staging Matrix at the end of this section for room by room function staging. (Please note: a function's existing area is accommodated in its staged location and will reflect the function space program area when permanently located.)





-73-

Selected Planning Concept: Phases, Perspectives



-74-

1

PHASE 1

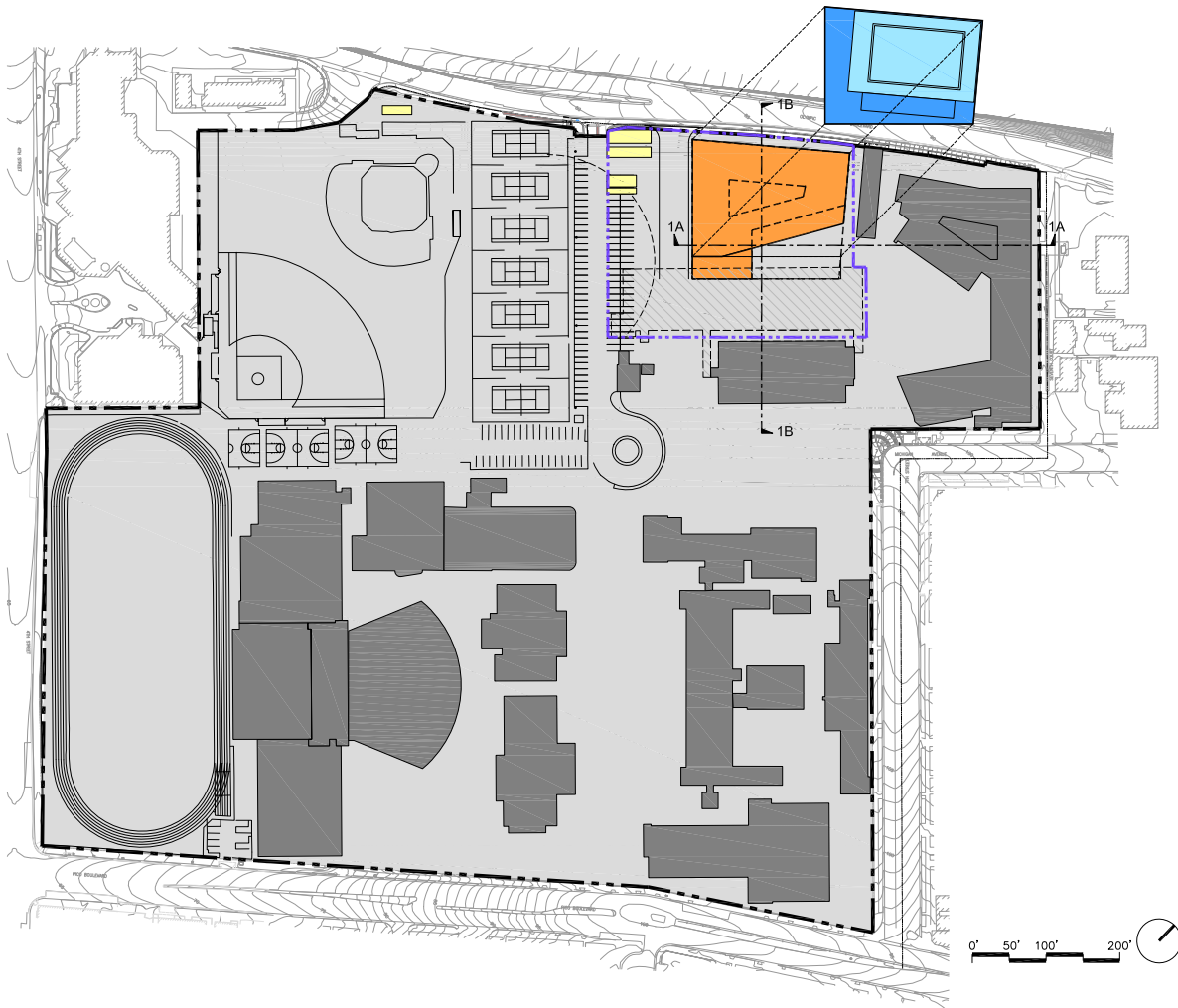
Givens:

- The Innovation Building (The Science and Technology Building) and Site Improvements (Science and Technology Building West Site Improvement) projects are complete, certified with DSA and provide 15 science labs and 18 general classrooms.
- A temporary softball field is provided on the existing baseball field site.
- The new Utility Building with transformer enclosure is fully operational and existing transformer is decommissioned.

Project Description:

- **Demolition**
 - (e) Technology Building (vacated) currently used for minor, undefined miscellaneous storage, which is not staged as part of the SCP, and the campus will address.
- **Function Staging**
 - Two new 1,800 ASF CTE classrooms and 563 ASF support constructed in Phase 1 are temporarily divided into function staging spaces (CTE classrooms are new FSP components that do not replace an existing space)
 - Partially complete Distribution Center constructed in Phase 1 used for function staging space until later phases
- **Relocation**
 - Campus retention basin
 - Trash/recycle bins, Emergency trailer, Grad Night Storage and work area
- **Construction**
 - **Building Semi-Subterranean Level:** indoor pool with support (note: Pool is temporarily to be accessed from the Centennial Quad level) / approximately 40% the Distribution Center
 - **Building Level 1 and Centennial Quad:** Physical Science Labs (from existing Science Bldg.)/ Project Lead the Way (PLTW) Department and two (Biomedical and Future) Career Technical Education (CTE) Classrooms with support
 - **Building Levels 2 and 3:** one House including House Office, support, 16 general classrooms and one Computer Lab (House from existing History Building and Science Building)
- **Grading**
 - Retaining wall removed for lowering of the existing upper parking area to match the approximate grade of the new 6th street adjacent to the new Building
 - (e) technology building retaining wall can be reused to transition grade between the lower parking and 6th St. up to quad areas to the north and west of the (e) science building
 - Expanded Centennial quad graded roughly flat
 - Earthwork estimate: -11,000 cy
- **Landscape**
 - Interim Landscape as infill in steeply graded areas planted with low water use plants and trees to be grown between phases and planted as more mature specimens in future phases.
 - Physical Sciences planters to be located to the South of building for use in phase 1
- **Parking:** surface parking including a new access drive from Olympic Blvd. at the new 6th Street alignment. +/- 113 parking spaces will be available during construction. +/- 163 parking spaces will be available after phase completion
- **Note:** Design for Phase 2 may commence either concurrently with Phase 1, or as appropriate so that construction of Phase 2 may begin directly after Phase 1 construction.

-75-



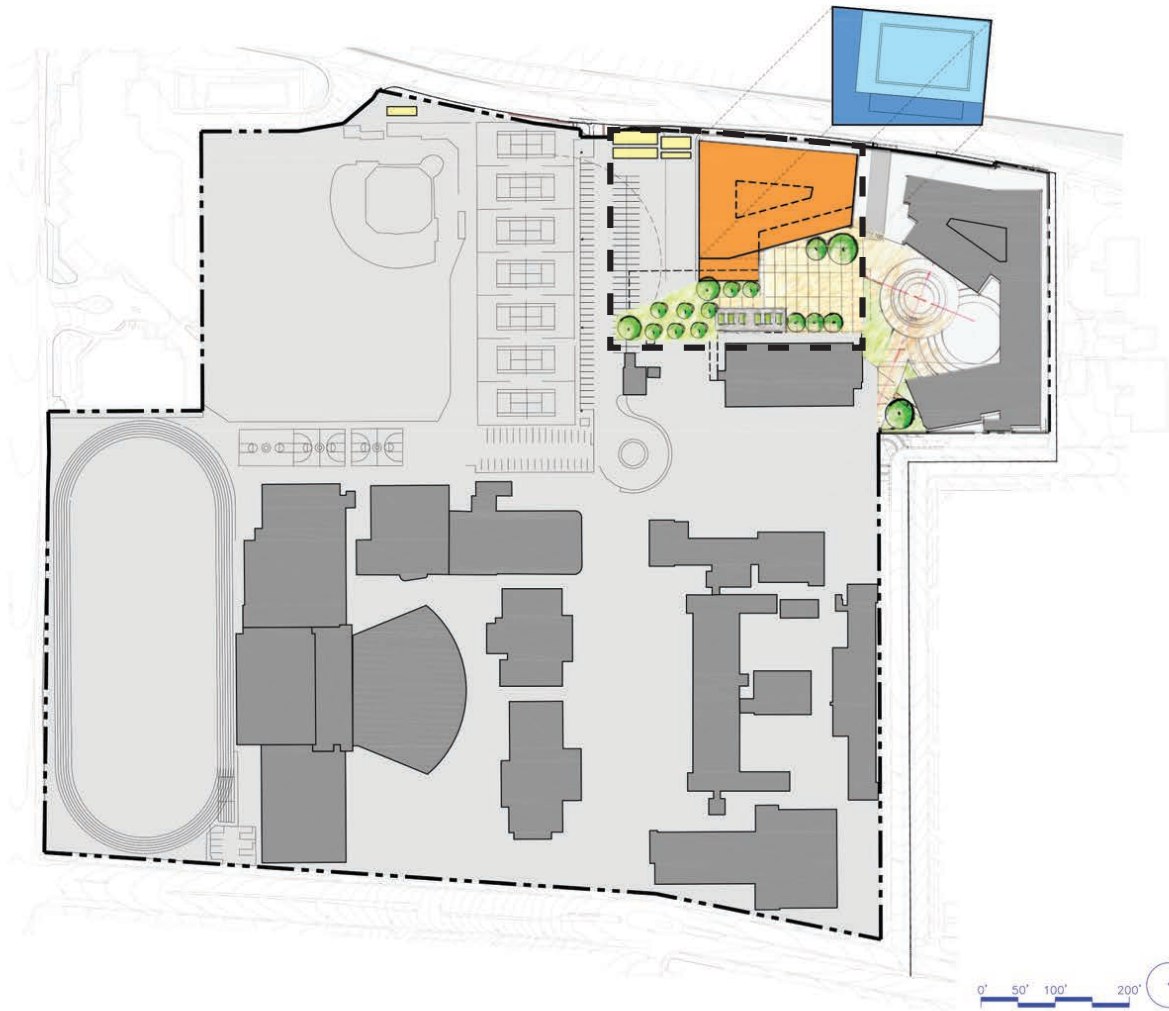
-76-

Phase 1	
Level	Department
2.3	Classrooms & COW
1	Computer Lab/IT
1	Physical Sciences/ PLTW
1	CTE - Sciences
2	Decentralized Ad- ministration
all	M/O
LL	Pool

LEGEND:

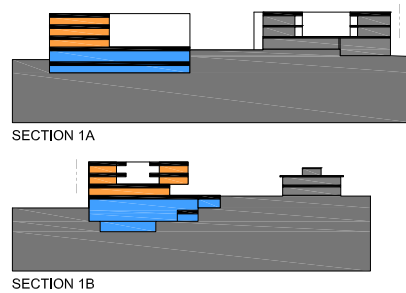
- Existing structure to remain
- New structure (previous phase)
- Renovation (previous phase)
- New structure (current phase)
- Renovation (current phase)
- New structure below
- New field (current phase)
- New field (previous phase)
- Temporary field / structure
- Demolition of existing structure
- Approx. construction area (by District)

Phase 1 Site Massing Concept



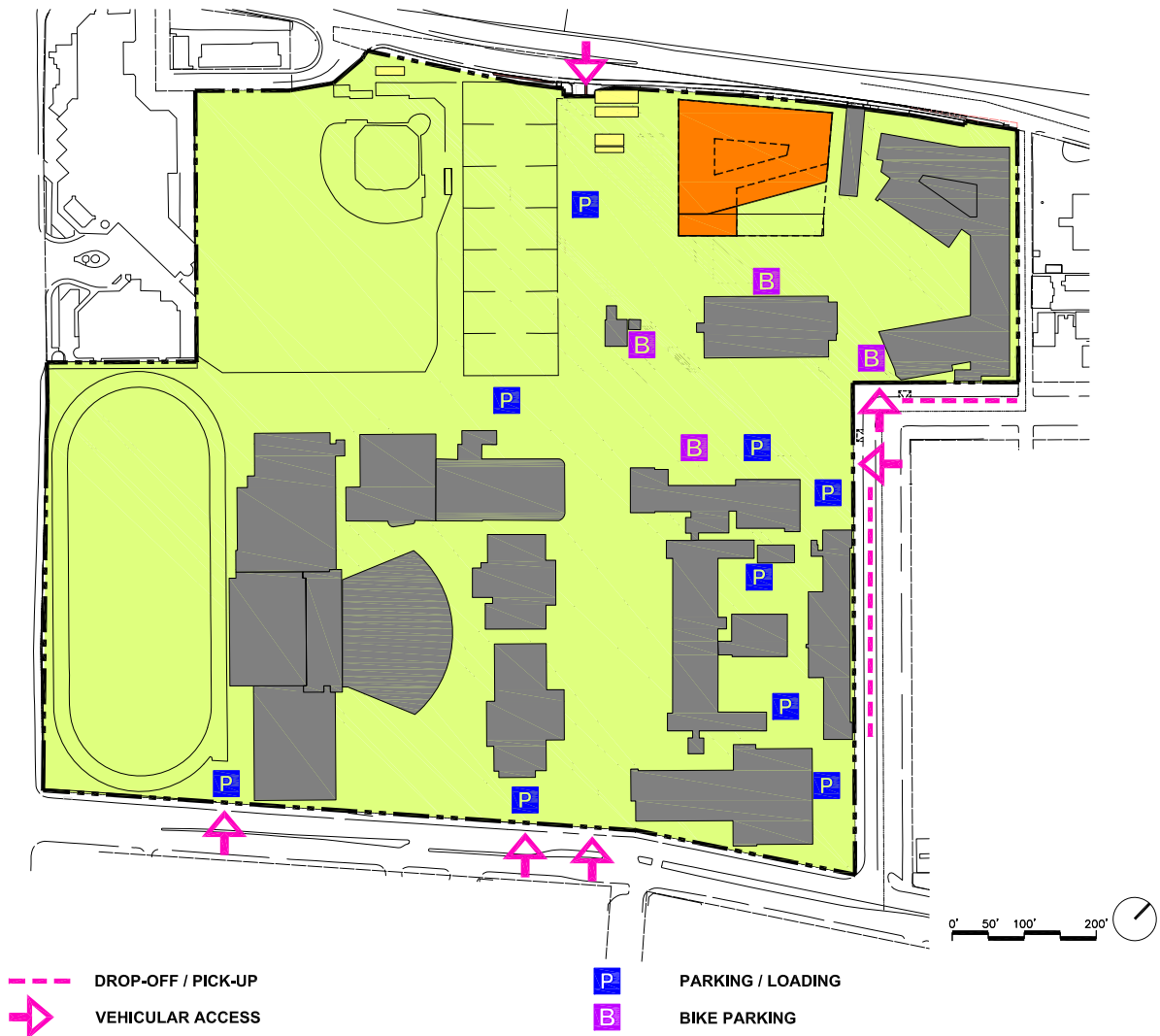
-77-

Phase 1 Landscape Concept

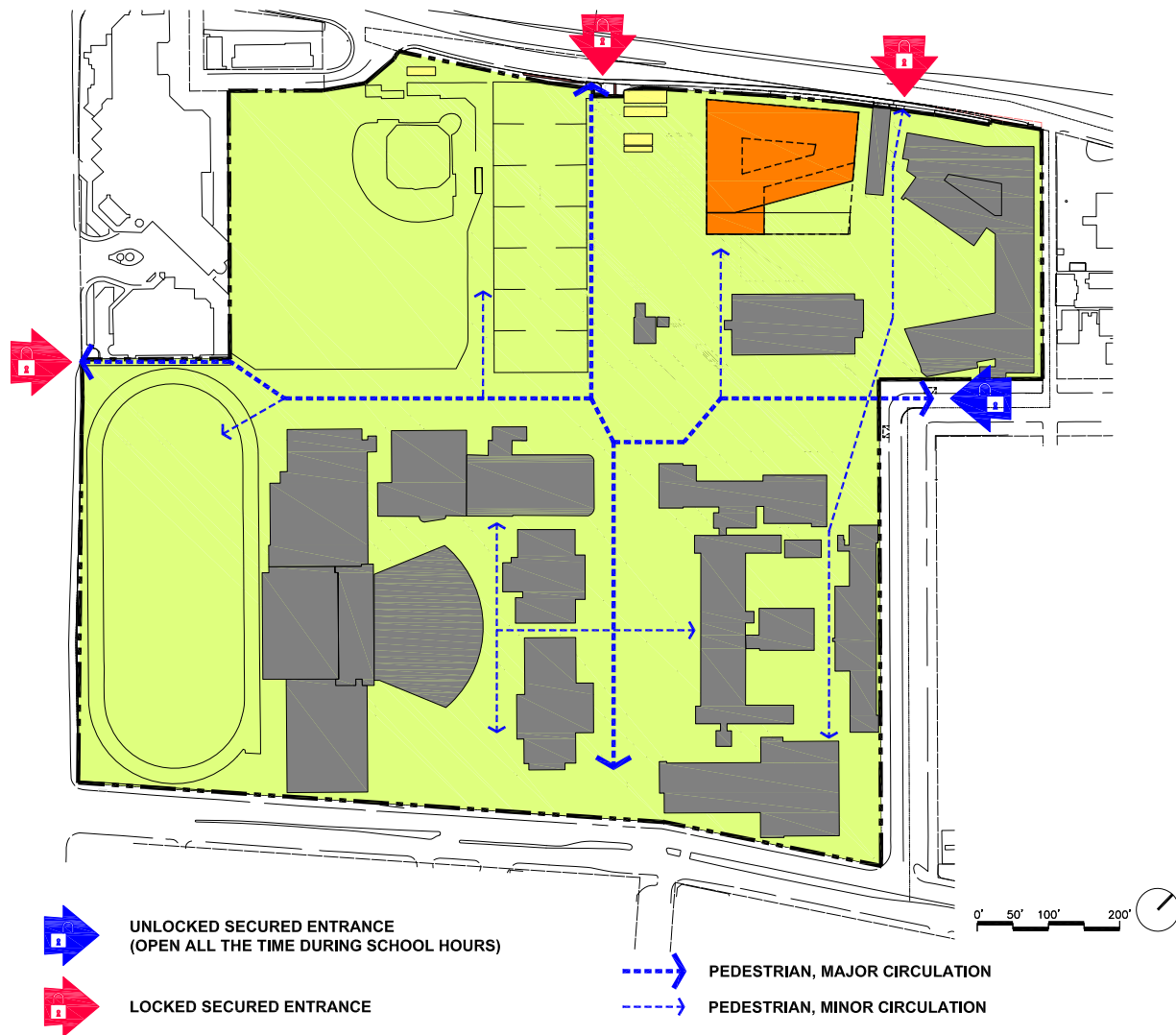


Phase 1 Site Sections

-78-

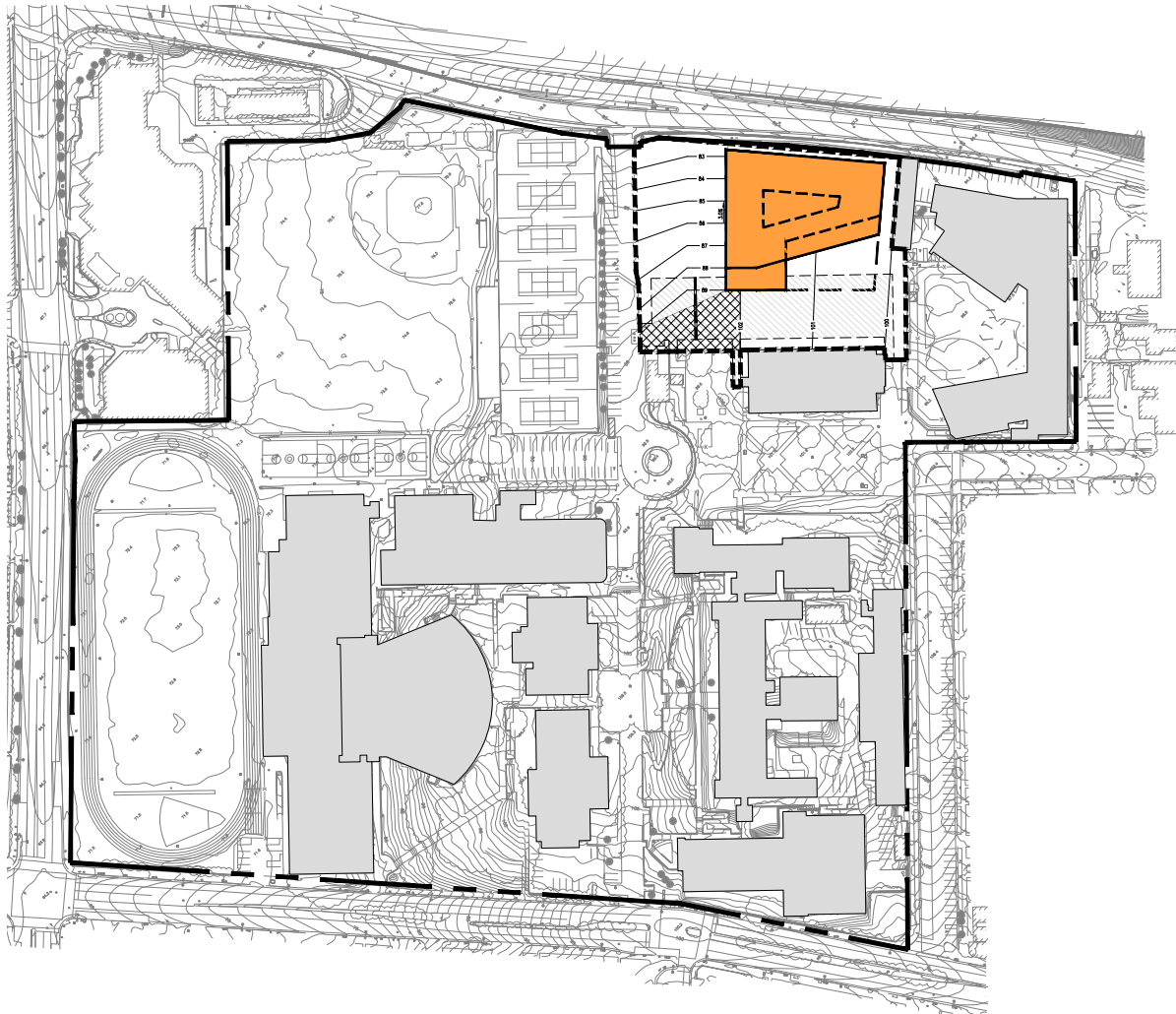


Phase 1 Vehicular Access and Parking Diagram



Phase 1 Pedestrian Circulation Diagram

-80-



LEGEND:

- Existing structure to remain
- New structure (previous phase)
- Renovation (previous phase)
- New structure (current phase)
- Renovation (current phase)
- New structure below
- New field
- Temporary field / structure
- Demolition of existing structure
- Approx. construction area (by District)
- Area of proposed grade change over 5%

Phase 1 Grading Concept

PHASE 1: SPACE PROGRAM

Room No.	Component	ASF	No. Spaces	Total	Notes
CLASSROOMS					
N/A	General Classrooms	1,200	17	20,400	
N/A	COW (Computers on Wheels) / Shared	100	3	300	See FSP
Subtotal ASF/DGSF				20,700	
Total GSF				28,566	
COMPUTER LABS / IT					
E113	Computer Lab	1,500	1	1,500	
E105, E106, E111	IT Storage	500	1	500	
E106a	MDF	325	1	325	
New	IDF	150	TBD	TBD	See FSP
Subtotal ASF/DGSF				2,325	
Total GSF				3,209	
PHYSICAL SCIENCES/PLTW					
S200	Science Classroom Lab	1,800	1	1,800	
S202	Science Classroom Lab	1,800	1	1,800	
S200p/a	Science Classroom Lab Support	563	1	563	
New	PLTW Classroom Lab	1,800	1	1,800	
New	PLTW Classroom Lab	1,800	1	1,800	
New	PLTW Classroom Lab Support	563	1	563	
New	PLTW Computer Lab	1,800	1	1,800	
Subtotal ASF/DGSF				10,126	
Total GSF				13,974	
CAREER TECHNICAL EDUCATION (CTE)					
New	(Future) CTE Classroom Lab: Future	1,800	1	1,800	Space use for staging
New	(Future) CTE Classroom Lab: Biomedical	1,800	1	1,800	Space use for staging
B106b	(Future) CTE Classroom Lab Support	563	1	563	Space use for staging
Subtotal ASF/DGSF				4,163	
Total GSF				5,745	
DECENTRALIZED ADMINISTRATION - M HOUSE OFFICE					
H106	Reception	110	1	110	
H106d	House Principal Office	272	1	272	
New	House Principals' Storage	75	1	75	
New	Conference Room	234	1	234	
H106a	Advisor Office #1	130	1	130	
H106b	Advisor Office #2	130	1	130	
New	Teacher Leader Office	134	1	134	
H106c	File Room	155	1	155	
New	Workroom/Copy	439	1	439	

New	House Principal's Restroom	60	1	60	
Subtotal ASF/DGSF				2,139	
Total GSF				2,952	

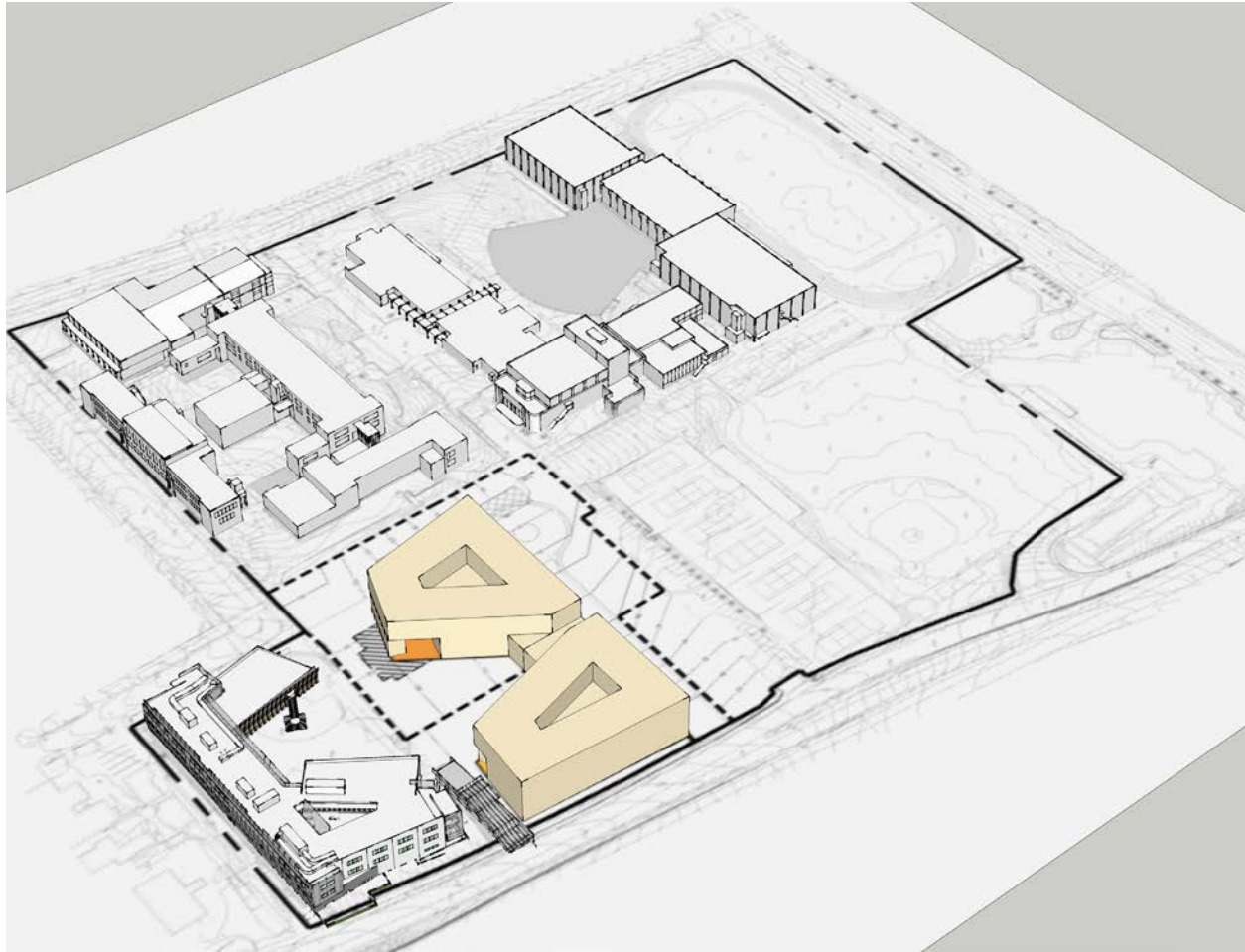
Room No.	Component	ASF	No. Spaces	Total	Notes
MAINTENANCE AND OPERATIONS					
N/A	Additional Custodial Closets	107	4	428	See FSP
New	Gender Neutral Restroom	85	1	85	
N/A	Additional Staff Restrooms	60	3	180	See FSP
Subtotal ASF/DGSF				693	
Total GSF				956	

POOL		Refer to CCJUP by RLB for space program details			
	Pool & Deck	23,900	1	23,900	
	Bleacher Area (300 permanent seats + 300 temporary seats)	3,000	1	3,000	
	Multipurpose Room	400	1	400	
	Aquatics Team Locker Room - Boys	250	1	250	
	Aquatics Team Locker Room - Girls	250	1	250	
	Shower Room - Boys (shared w/line 15)	300	1	300	
	Shower Room - Girls (shared w/line 16)	300	1	300	
	Staff Restroom - Men	240	1	240	
	Staff Restroom - Women	240	1	240	
	Faculty Office/Storage	150	1	150	
	Pool Office	120	1	120	
	Deck Level Storage	450	1	450	
	Equipment Room	2,000	1	2,000	
	Outdoor Deck Storage	500	1	500	
	Public Restroom - Men (shared w/line 6)	760	1	760	
	Public Restroom - Women (shared w/line 7)	760	1	760	
	Concession	180	1	180	
Subtotal ASF/DGSF				33,800	
Total GSF				42,250	

MISCELLANEOUS					
	QUADS (outdoor space)	TBD		TBD	

PHASE 1 TOTAL					
		ASF/DGSF	GSF	OTHERS	
	CLASSROOMS	20,700	28,566		
	COMPUTER LABS / IT	2,325	3,209		
	PHYSICAL SCIENCES/PLTW	10,126	13,974		
	CAREER TECHNICAL EDUCATION (CTE)	4,163	5,745		
	DECENTRALIZED ADMINISTRATION - M HOUSE OFFICE	2,139	2,952		

MAINTENANCE AND OPERATIONS	693	956	
POOL	33,800	42,250	
MISCELLANEOUS			TBD
TOTAL ASF/DGSF/OTHERS	73,946	97,651	TBD
Added Surface Parking Spaces (approx.):			50



-84-

2

PHASE 2

Givens:

- n/a

Project Description:

• **Demolition**

- (e) Science Building, (e) transformer enclosure and Grounds Warehouse

• **Function Staging**

- Vacated existing Pool Bldg may be renovated for staging as needed.
- Approximately 80% of Distribution Center used for staging space until the functions intended for that space needed in later phases

• **Relocation**

- Six trash/recycle bins for Cafeteria relocated to Phase 2 Subterranean Level

• **Construction**

- **Building Semi-Subterranean Level:** Structured parking and remaining 60% of Distribution Center w/ loading dock
- **Building Level 1 and Centennial Quad:** Cafeteria
- **Building Levels 2 and 3:** one House including House Office, support, 17 general classrooms and one Computer Lab (House from existing History and Language Buildings)

• **Grading**

- (e) 6th St. driveway entrance and turn around will be replaced with new driveway entrance and turn around per the Build Out Concept.
- Area west of 6th St. regraded to match nearby (e) parking area
- Centennial quad expanded per the Build Out Concept
- Area adjacent to 6th St. turn around and Building constructed per Build Out Concept
- 6th street graded for a loading dock and a trash area along the (2%) access points to the subterranean levels
- Earthwork estimate: -20,000 cy

• **Landscape**

- Trees transplanted from interim landscape into Phase 2 landscape
- Physical Sciences planters to be relocated to south of Phase 2 Building
- (e) ficus trees retained as shown
- (n) bike parking to be added in Phase 2 landscape (TBD) to replace (e) bike parking.

- **Parking:** surface parking including a continuation of access drive from Olympic Blvd. at the new 6th Street alignment. +/- 138 parking spaces will be available during construction. +/- 239 parking spaces will be available after phase completion

- **Note:** Design for Phase 3 may commence either concurrently with Phase 2, or as appropriate so that construction of Phase 3 may begin directly after Phase 2 construction.

-86-

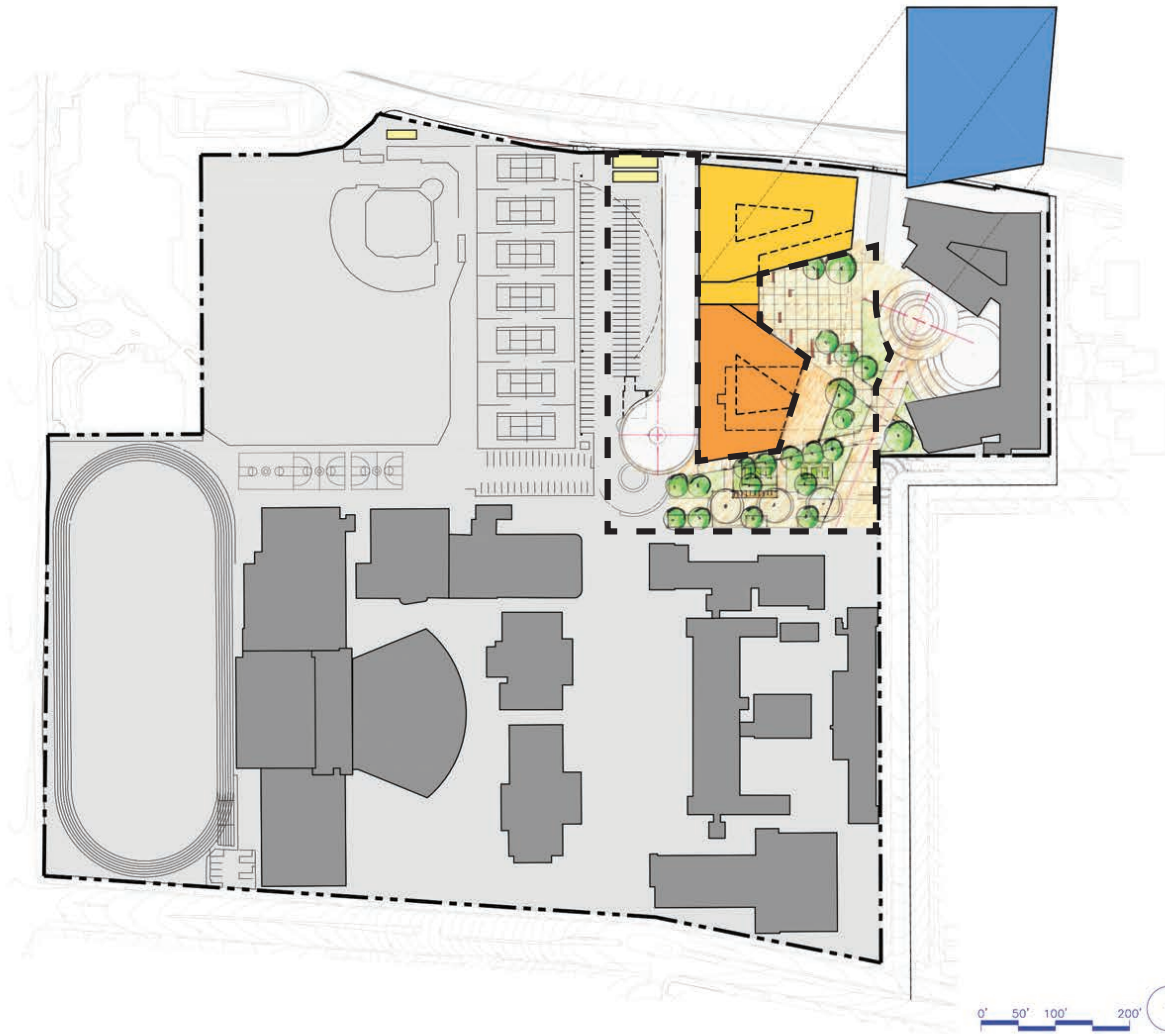


Phase 2	
Level	Department
2,3	Classrooms & COW
1	Computer Lab
1	Food Services
LL	Distribution Center
2	Decentralized Administration
all	M/O
LL	M/O - Grounds warehouse
LL	Parking (70 spaces)
LL	Grad Nite Storage
LL	Trash (6 bins)

LEGEND:

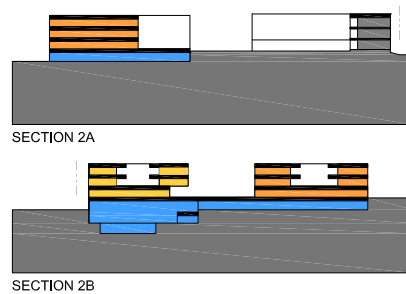
- Existing structure to remain
- New structure (previous phase)
- Renovation (previous phase)
- New structure (current phase)
- Renovation (current phase)
- New structure below
- New field (current phase)
- New field (previous phase)
- Temporary field / structure
- Demolition of existing structure
- Approx. construction area (by District)

Phase 2 Site Massing Concept



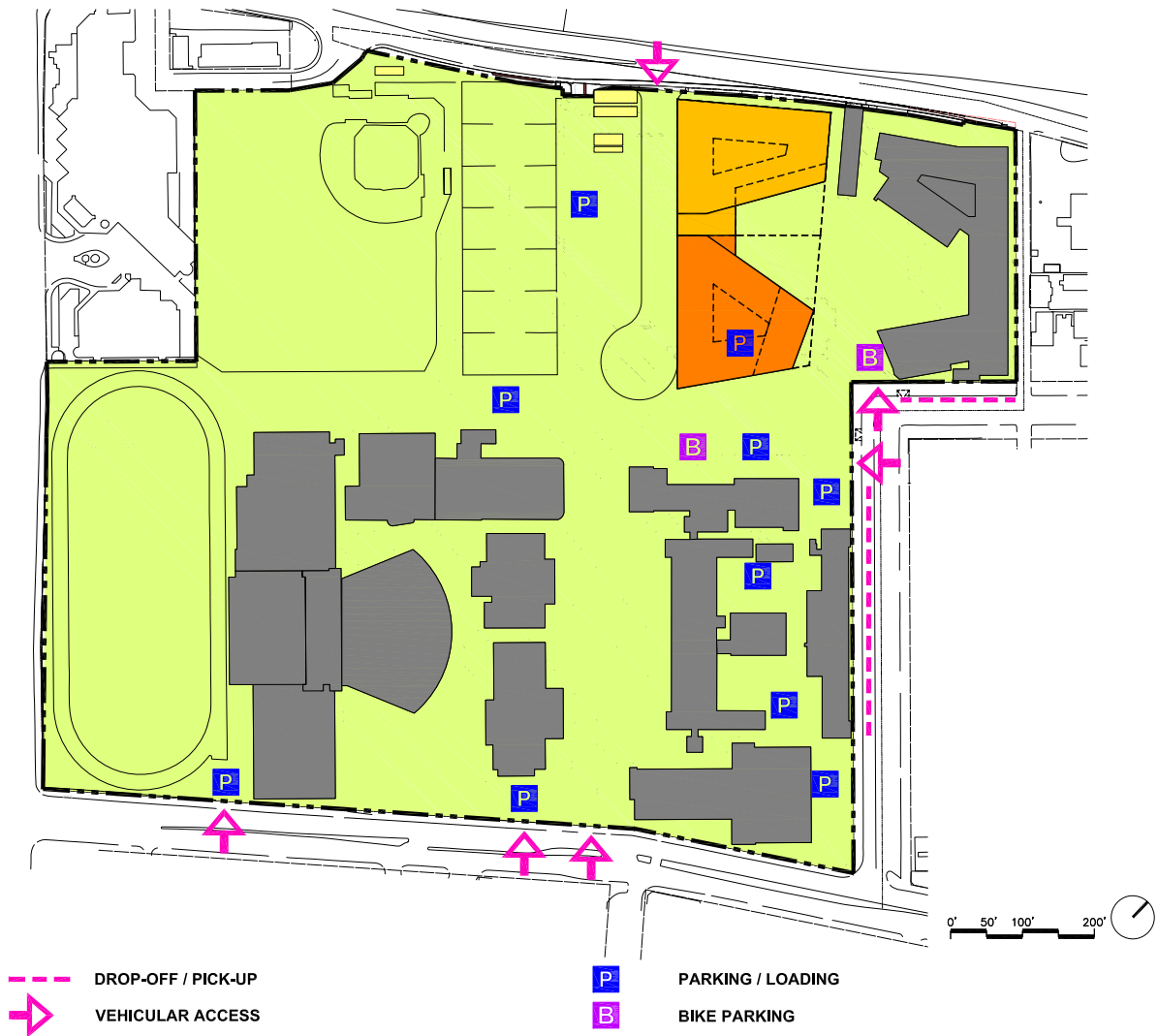
-87-

Phase 2 Landscape Concept

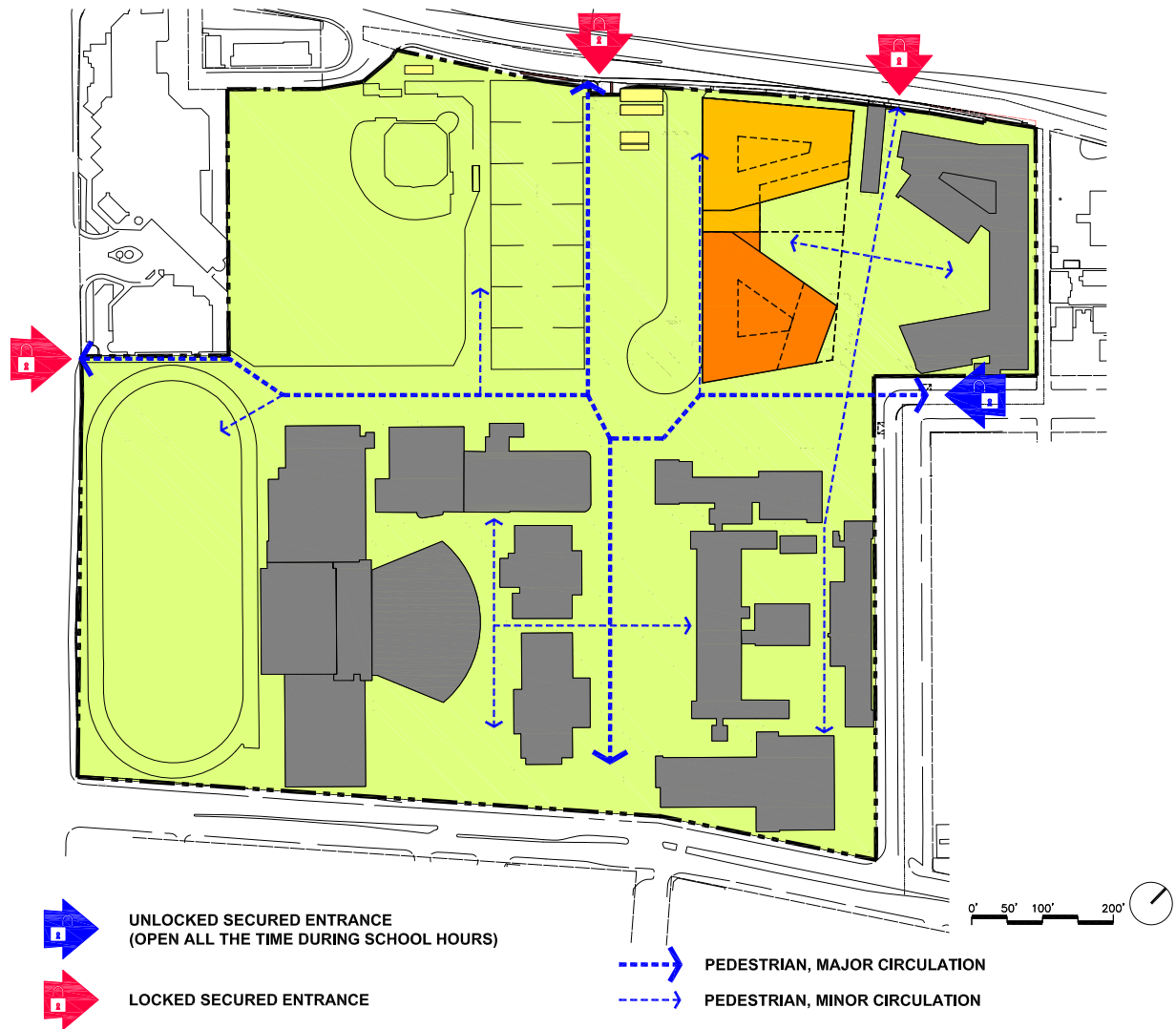


Phase 2 Site Sections

-88-



Phase 2 Vehicular Access and Parking Diagram



Phase 2 Pedestrian Circulation Diagram

-90-



LEGEND:

- Existing structure to remain
- New structure (previous phase)
- Renovation (previous phase)
- New structure (current phase)
- Renovation (current phase)
- New structure below
- New field
- Temporary field / structure
- Demolition of existing structure
- Approx. construction area (by District)
- Area of proposed grade change over 5%

Phase 2 Grading Concept

PHASE 2: SPACE PROGRAM

Room No.	Component	ASF	No. Spaces	Total	Notes
CLASSROOMS					
N/A	General Classrooms	1,200	17	20,400	
N/A	COW (Computers on Wheels) / Shared Printer Room	100	3	300	See FSP
	Subtotal ASF/DGSF			20,700	
	Total GSF			28,566	
COMPUTER LABS / IT					
New	Computer Lab	1,500	1	1,500	
New	IDF	150	TBD	TBD	See FSP
	Subtotal ASF/DGSF			1,500	
	Total GSF			2,070	
FOOD SERVICES					
CAFETERIA					
C100	Dining Room	11,000	1	11,000	
C110	Staff Dining	1,001	1	1,001	
C110c	Staff Lounge	254	1	254	
New	Staff Restroom	60	1	60	
C110d	Storage	174	1	174	
C112	Serving	3,000	1	3,000	
C124a	Walk in Refrigerator	300	1	300	
C124b,	Walk in Freezer	300	1	300	
C122, C126	Dry Storage	500	1	500	
C120, C123	Kitchen (Cooking, Prep, Pot Washing)	1,800	1	1,800	
C121	Office	120	1	120	
C101	Custodial	150	1	150	
C110b	Men's Locker and Restroom	130	1	130	
C110a	Women's Locker and Restroom	130	1	130	
New	Cafeteria Staff Lounge	200	1	200	
C125	Cafeteria Staff Lounge Restroom	60	1	60	
New	Receiving Area	80	1	80	
	Subtotal ASF/DGSF			20,085	
VIKES' CAFÉ					
C128	Vikes' Café	750	1	750	
C129	Vikes' Café Storage	100	1	100	
New	Vikes' Café Office	80	1	80	
New	Vikes' Café Restroom (employee)	65	1	65	
	Subtotal ASF/DGSF			995	
	Total ASF/DGSF (Food Services)			21,080	
	Total GSF			29,090	

DISTRIBUTION CENTER

SHIPPING AND RECEIVING

New	Loading Dock	500	1	500	
Subtotal ASF/DGSF				500	

STORAGE AND DISTRIBUTION

New	(Future) Distribution Warehouse	6,700	1	6,700	Space use for staging
New	(Future) Caps & Gowns (s.f. incl. abv.)		1	-	Space use for staging
H010,	(Future) Furniture (s.f. incl. abv.)		1	-	Space use for staging
H023a/b				-	Space use for staging
AD012	(Future) Textbooks (s.f. incl. abv.)		1	-	Space use for staging
BH17/a/b	Custodial Warehouse (s.f. incl. abv.)		1	-	
Subtotal ASF/DGSF				6,700	

PRINT CENTER

E10	(Future) Print Center	2,500	1	2,500	Space use for staging
E10a	(Future) Testing Preparation	500	1	500	Space use for staging
Subtotal ASF/DGSF				3,000	
Total ASF/DGSF (Distribution Center)				10,200	
Total GSF				14,076	

Room No.	Component	ASF	No. Spaces	Total	Notes
DECENTRALIZED ADMINISTRATION - O HOUSE OFFICE					
H209	Reception	110	1	110	
H209b	House Principal Office	272	1	272	
New	House Principals' Storage	75	1	75	
New	Conference Room	234	1	234	
H209c	Advisor Office #1	130	1	130	
H209a	Advisor Office #2	130	1	130	
New	Teacher Leader Office	134	1	134	
H207	File Room	155	1	155	
New	Workroom/Copy	439	1	439	
New	House Principal's Restroom	60	1	60	
Subtotal ASF/DGSF				2,139	
Total GSF				2,952	

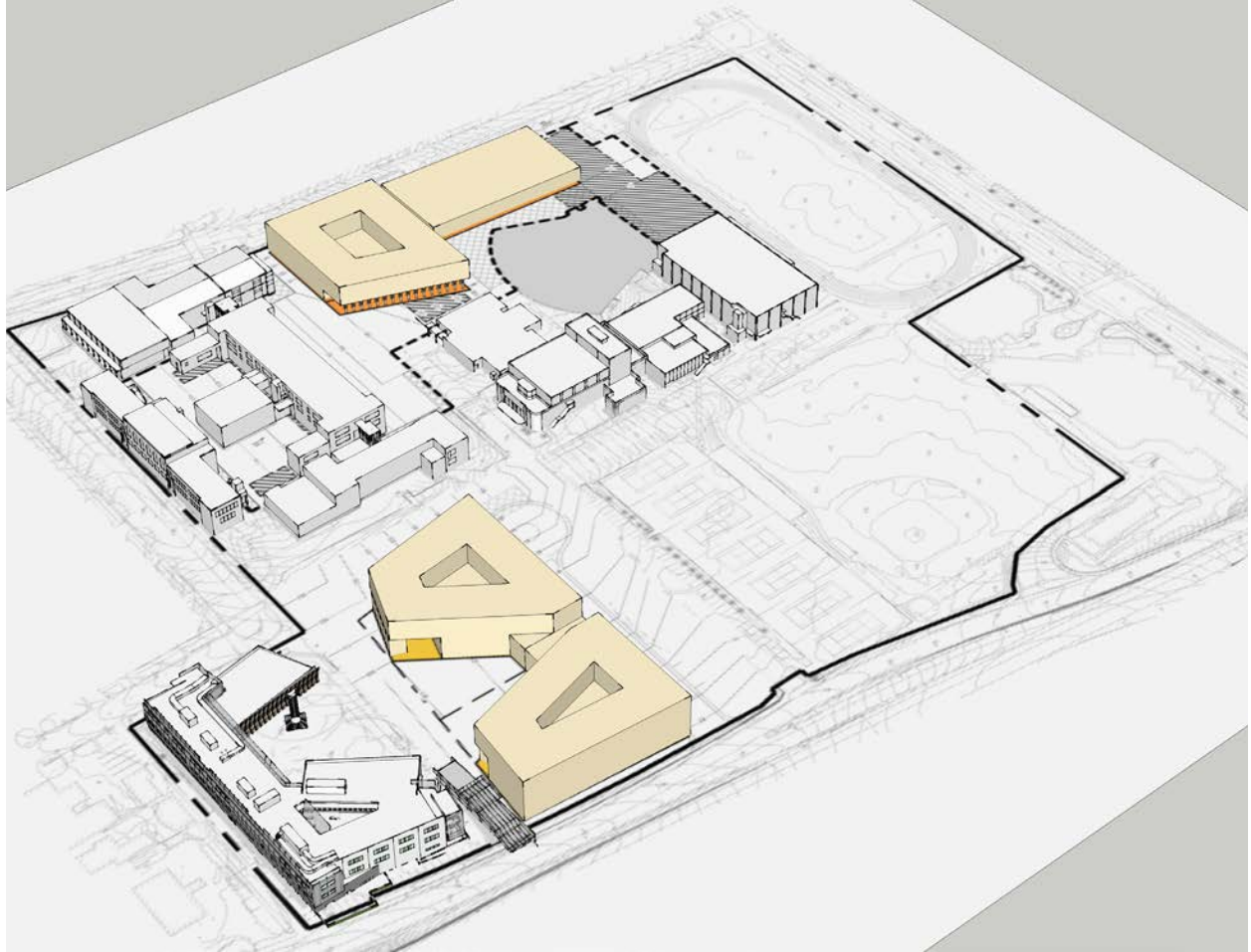
MAINTENANCE AND OPERATIONS

N/A	Additional Custodial Closets	107	4	428	See FSP
N/A	Grounds Warehouse	600	1	600	
New	Gender Neutral Restroom	85	1	85	
N/A	Additional Staff Restrooms	60	3	180	See FSP
Subtotal ASF/DGSF				1,293	
Total GSF				1,784	

SEMI-SUBTERRANEAN PARKING, STORAGE, & WASTE Refer to CCJUP by RLB for space program details

	Semi-Subterranean Parking	350	70	24,500	
	Grad Nite Storage	2,000	1	2,000	
New	Waste Management	100	6	600	See FSP, 6 bins

Total GSF		27,100	
MISCELLANEOUS			
QUADS (outdoor space)	TBD	TBD	
Outdoor Dining Area (outdoor space)	TBD	TBD	
PHASE 2 TOTAL			
	ASF/DGSF	GSF	OTHERS
CLASSROOMS	20,700	28,566	
COMPUTER LABS / IT	1,500	2,070	
FOOD SERVICES	21,080	29,090	
DISTRIBUTION CENTER	10,200	14,076	
DECENTRALIZED ADMINISTRATION - O HOUSE OFFICE	2,139	2,952	
MAINTENANCE AND OPERATIONS	1,293	1,784	
SEMI-SUBTERRANEAN PARKING, STORAGE, & WASTE			27,100
MISCELLANEOUS			TBD
TOTAL ASF/DGSF/OTHERS	56,911	78,538	27,100
Added Surface Parking Spaces (approx.):			6



-94-

3

PHASE 3

Givens:

- The archeology report for the campus, including Prospect Hill completed. Unforeseen archeological impacts of Prospect Hill may be mitigated during this phase.

Project Description:

• Demolition

- (e) History Building and Prospect Hill *(SCP is based on the History Building being demolished prior to Construction of Phase 3, but may be demolished at the end of Phase 2 or prior to Phase 4 if needed for other uses) (Note: the Special education classroom H127 is a separate structure and shall remain; the Special Ed. Function will move at the end of phase 3 and the space can be used for staging until demolition in Phase 5.)*
- (e) Pool Building and South Gym
- (e) Cafeteria Building

• Function Staging

- Gallery into Phase 1 CTE Staging classrooms and support
- Photo Studio/Art Lab H123 into Phase 1 CTE Staging classrooms
- Special Education in temporary portable on north tennis court
- Occupational Therapist Office into English Building Room E105
- South Gym court in a temporary (tent) structure on Phase 1 surface parking. Note: Coordinate the temporary tent facility size with District for use in alternate sites and/or phases.
- South Gym building functions with large floor areas (i.e. Dance Studio) in the Distribution Center staging area; other components in portable temporary facilities at the Phase 1 surface parking and/or west of the Greek stage
- Note: Per the District and Samohi, the showers and certain locker rooms (TBD) of South Gym are not staged due to the availability of shower and lockers in the North Gym and new pool building.

• Relocation

- History Building basement storage in the Phase 1&2 Distribution Center staging area

• Construction

- Phase 5 Quad (partial) and accessible entrances to existing Business, Art, Language and English Buildings
- **Building A, Level 1:** Library Department, Special Education Department and one Computer Lab and the Phase 5 Quad
- **Building A, Levels 2 and 3:** one House including House Office, support, 17 general classrooms and one Computer Lab (House from existing Language Building)
- **Building B, Semi-Subterranean, Level 1 and Level 2:** Gold Gym

• Grading

- (e) History building removed; site significantly regraded
- (e) South Gym next to the football field removed; re-graded flat for staging
- Grade between Greek stage and Building B transitions from +/-100' at top of amphitheater, Building B at +/- 85' level, to +/-71' to the west
- Fire lane maintained between Building A and (e) Language Building allows access to Phase 5 quad, transition required adjacent to (e) Language Building
- (e) Business, Art and History buildings tie into the new Phase 5 quad
- Earthwork estimate: -32,000 cy

• Landscape

- Interim Landscape planted with low water use plants and trees to be grown between phases and planted in future phases
- Interim Plaza space for school and student use
- Interim Hardscape and Landscape to connect buildings with (e) campus North and East of Building A
- (n) permanent landscape and hardscape to the West of (N) Library building

- **Parking:** +/- 156 parking spaces will be available during construction. +/- 216 parking spaces will be available after phase completion

- **Notes:** Design for Phase 4 may commence either concurrently with Phase 3, or as appropriate so that construction of Phase 4 may begin directly after Phase 3 construction

-96-



Phase 3 Building A	
Level	Department
2,3	Classrooms & COW
1	Computer Lab
1	Library
1	Special Ed
2	Decentralized Administration
all	M/O
Phase 3 Building B	
Level	Department
1,2,3	Gold Gym

LEGEND:

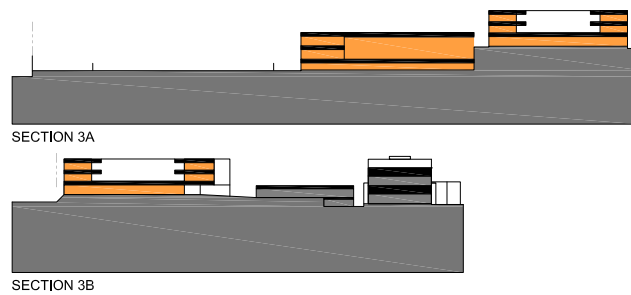
- Existing structure to remain
- New structure (previous phase)
- Renovation (previous phase)
- New structure (current phase)
- Renovation (current phase)
- New structure below
- New field (current phase)
- New field (previous phase)
- Temporary field / structure
- Demolition of existing structure
- Approx. construction area (by District)

Phase 3 Site Massing Concept



-97-

Phase 3 Landscape Concept

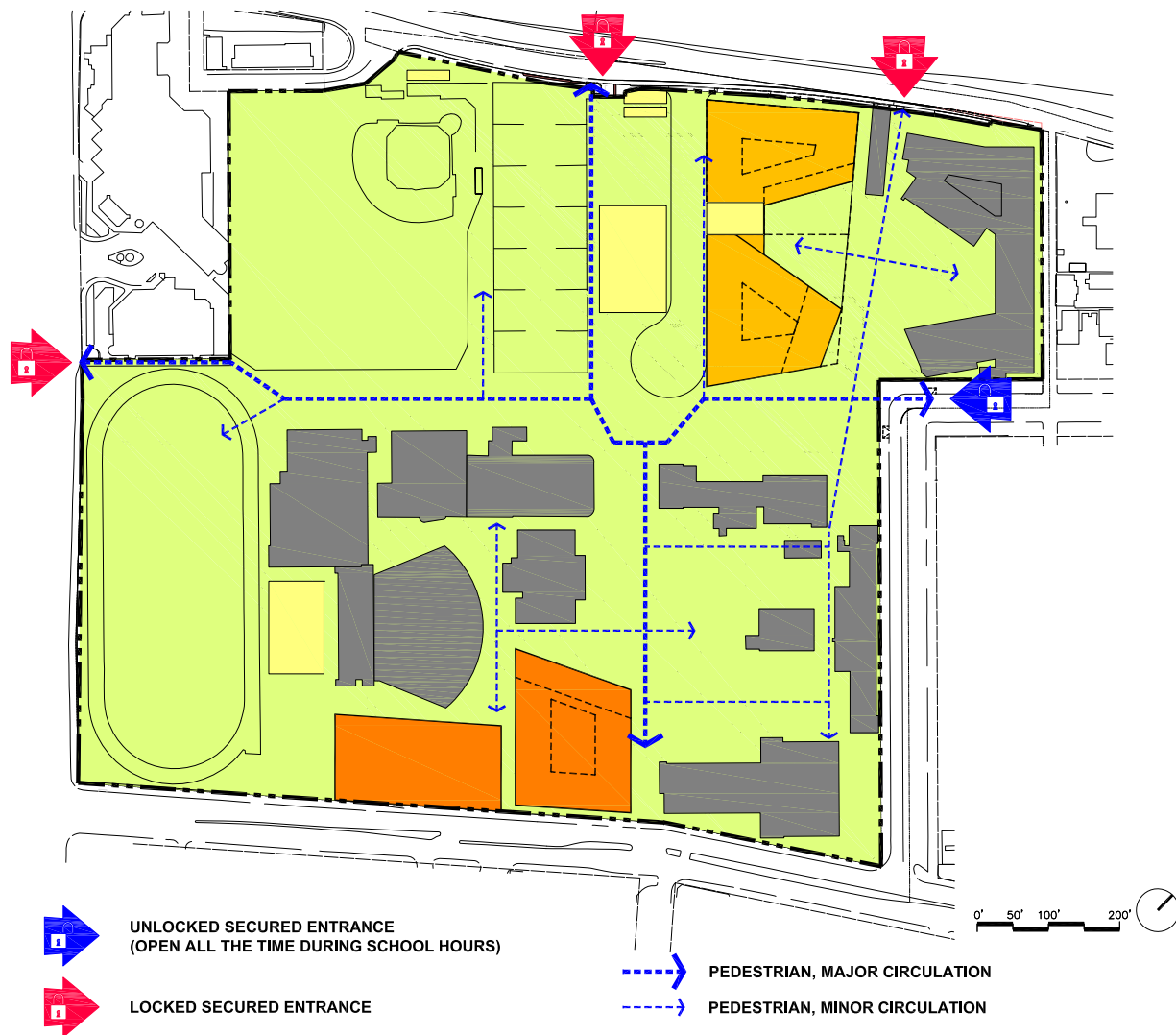


Phase 3 Site Sections

-98-

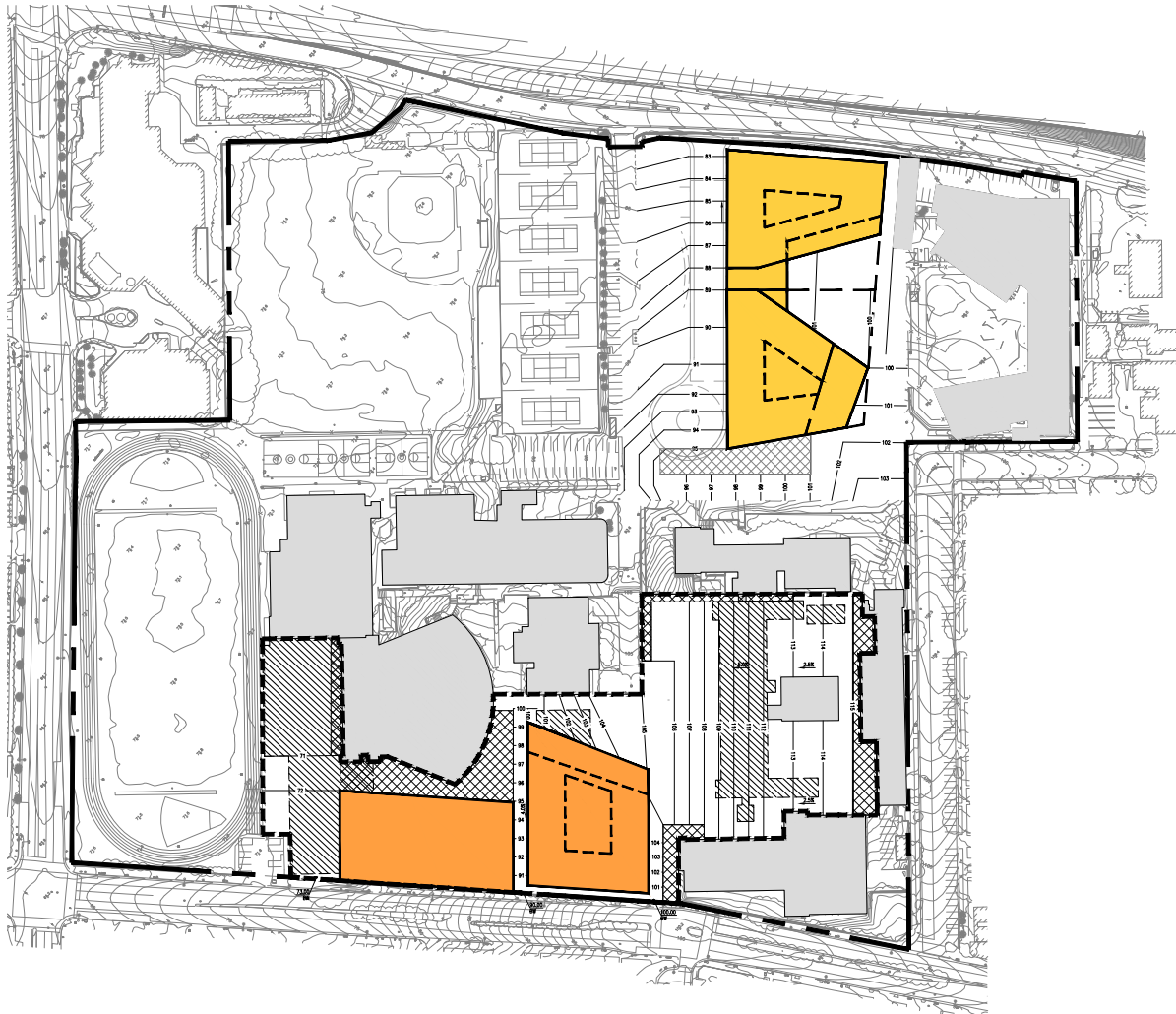


Phase 3 Vehicular Access and Parking Diagram



Phase 3 Pedestrian Circulation Diagram

-100-



LEGEND:

- Existing structure to remain
- New structure (previous phase)
- Renovation (previous phase)
- New structure (current phase)
- Renovation (current phase)
- New structure below
- New field
- Temporary field / structure
- Demolition of existing structure
- Approx. construction area (by District)
- Area of proposed grade change over 5%

Phase 3 Grading Concept

PHASE 3 BUILDING A: SPACE PROGRAM

Room No.	Component	ASF	No. Spaces	Total	Notes
CLASSROOMS					
N/A	General Classrooms	1,200	13	15,600	
New	ASB Classroom	2,400	1	2,400	
New	Social Skills Classroom	1,200	1	1,200	
New	Social Skills Classroom	1,200	1	1,200	
N/A	COW (Computers on Wheels) / Shared Printer Room	100	3	300	See FSP
Subtotal ASF/DGSF				20,700	
Total GSF				28,566	

COMPUTER LABS / IT					
L202	Computer Lab	1,500	1	1,500	
New	IDF	150	TBD	TBD	See FSP
Subtotal ASF/DGSF				1,500	
Total GSF				2,070	

LIBRARY					
L210	Learning Commons	12000	1	12,000	
L210a	Periodicals (s.f. incl. abv.)			-	
L210a1	Server (s.f. incl. abv.)			-	
L210b	Office (s.f. incl. abv.)			-	
L210c	Office (s.f. incl. abv.)			-	
L210d	Storage (s.f. incl. abv.)			-	
L210e	Conference (s.f. incl. abv.)			-	
L210f	Conference (s.f. incl. abv.)			-	
L208	Classroom (s.f. incl. abv.)			-	
L209	(Future) Classroom (s.f. incl. abv.)			-	Space use for staging
Subtotal ASF/DGSF				12,500	
Total GSF				17,250	

SPECIAL EDUCATION					
New	Special Education: Life Skills / Medically Fragile	1,200	1	1,200	
New	Special Education: Life Skills / Medically Fragile	1,200	1	1,200	
New	Life Skills / Medically Fragile Support	600	1	600	
New	PAES Classroom	1,200	1	1,200	
New	Special Education Support	300	1	300	
Subtotal ASF/DGSF				4,500	
Total GSF				6,210	

DECENTRALIZED ADMINISTRATION - S HOUSE OFFICE					
L200	Reception	110	1	110	
L200b	House Principal Office	272	1	272	

New	House Principals' Storage	75	1	75
New	Conference Room	234	1	234
L200a	Advisor Office #1	130	1	130
L108a	Advisor Office #2	130	1	130
New	Advisor Office #3	130	1	130
L200c	Teacher Leader Office	134	1	134
New	File Room	155	1	155
New	Workroom/Copy	439	1	439
New	House Principal's Restroom	60	1	60
Subtotal ASF/DGSF				2,299
Total GSF				3,172

Room No.	Component	ASF	No. Spaces	Total	Notes
MAINTENANCE AND OPERATIONS					
N/A	Additional Custodial Closets	107	3	321	See FSP
New	Gender Neutral Restroom	85	1	85	
N/A	Additional Staff Restrooms	60	3	180	See FSP
Subtotal ASF/DGSF				586	
Total GSF				808	

MISCELLANEOUS					
	QUADS (outdoor space)	TBD		TBD	

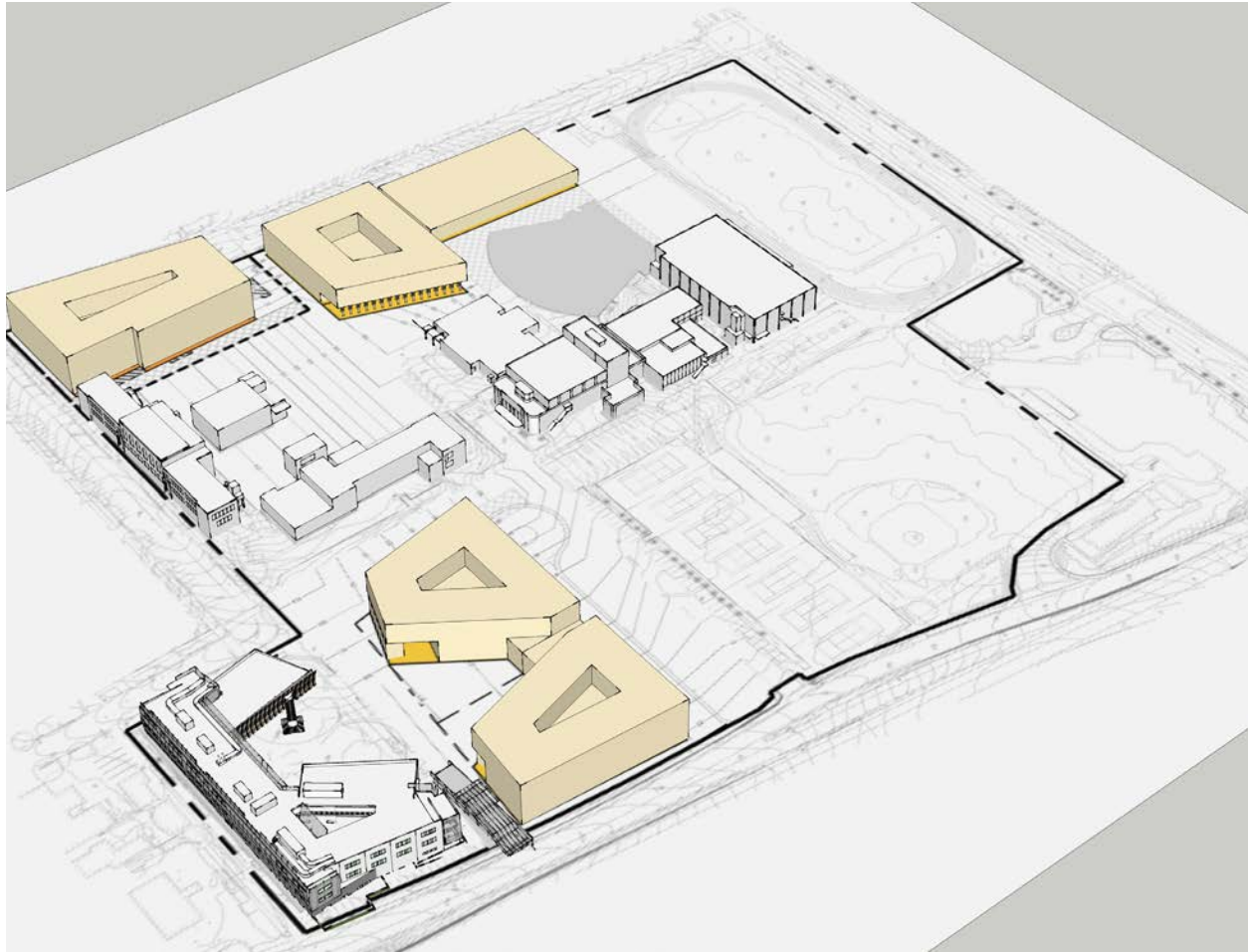
PHASE 3A TOTAL					
		ASF/DGSF	GSF	OTHERS	
	CLASSROOMS	20,700	28,566		
	COMPUTER LABS / IT	1,500	2,070		
	LIBRARY	12,500	17,250		
	SPECIAL EDUCATION	4,500	6,210		
	DECENTRALIZED ADMINISTRATION - S HOUSE OFFICE	2,299	3,172		
	MAINTENANCE AND OPERATIONS	586	808		
	MISCELLANEOUS			TBD	
TOTAL ASF/DGSF/OTHERS		42,085	58,077	TBD	

PHASE 3 BUILDING B: SPACE PROGRAM

Room No.	Component	ASF	No. Spaces	Total	Notes
GOLD GYM		Refer to CCJUP by RLB for space program details			
	Courts with Retractable Bleachers (800 seats)	17,100	1	17,100	
	Fitness Room	1,500	1	1,500	
	Yoga Studio	1,920	1	1,920	
	Pep Squad Studio	5,200	1	5,200	
	Dance Studio with Retractable Bleachers (300 seats)	5,150	1	5,150	
	Multipurpose Room	400	1	400	
	Locker/Shower Room - Boys PE	3,100	1	3,100	
	Locker/Shower Room - Girls PE	3,100	1	3,100	
	Pep Squad Team Locker Room	260	1	260	
	Dance Changing Room - Boys	200	1	200	
	Dance Changing Room - Girls	400	1	400	
	Faculty Locker/Shower Room - Men	200	1	200	
	Faculty Locker/Shower Room - Women	200	1	200	
	Faculty Offices (2)	600	2	1,200	
	Officials Changing Room	70	1	70	
	Equipment Storage	250	1	250	
	Yoga Storage	200	1	200	
	Dance Storage	400	1	400	
	General Storage	500	1	500	
	Public Restroom - Men	280	1	280	
	Public Restroom - Women	280	1	280	
	Concession	180	1	180	
	Ticket Booth	100	1	100	
Subtotal ASF/DGSF				42,190	
Total GSF				54,847	

PHASE 3B TOTAL

	ASF/DGSF	GSF
GOLD GYM	42,190	54,847
TOTAL ASF/DGSF	42,190	54,847



-104-

4

PHASE 4

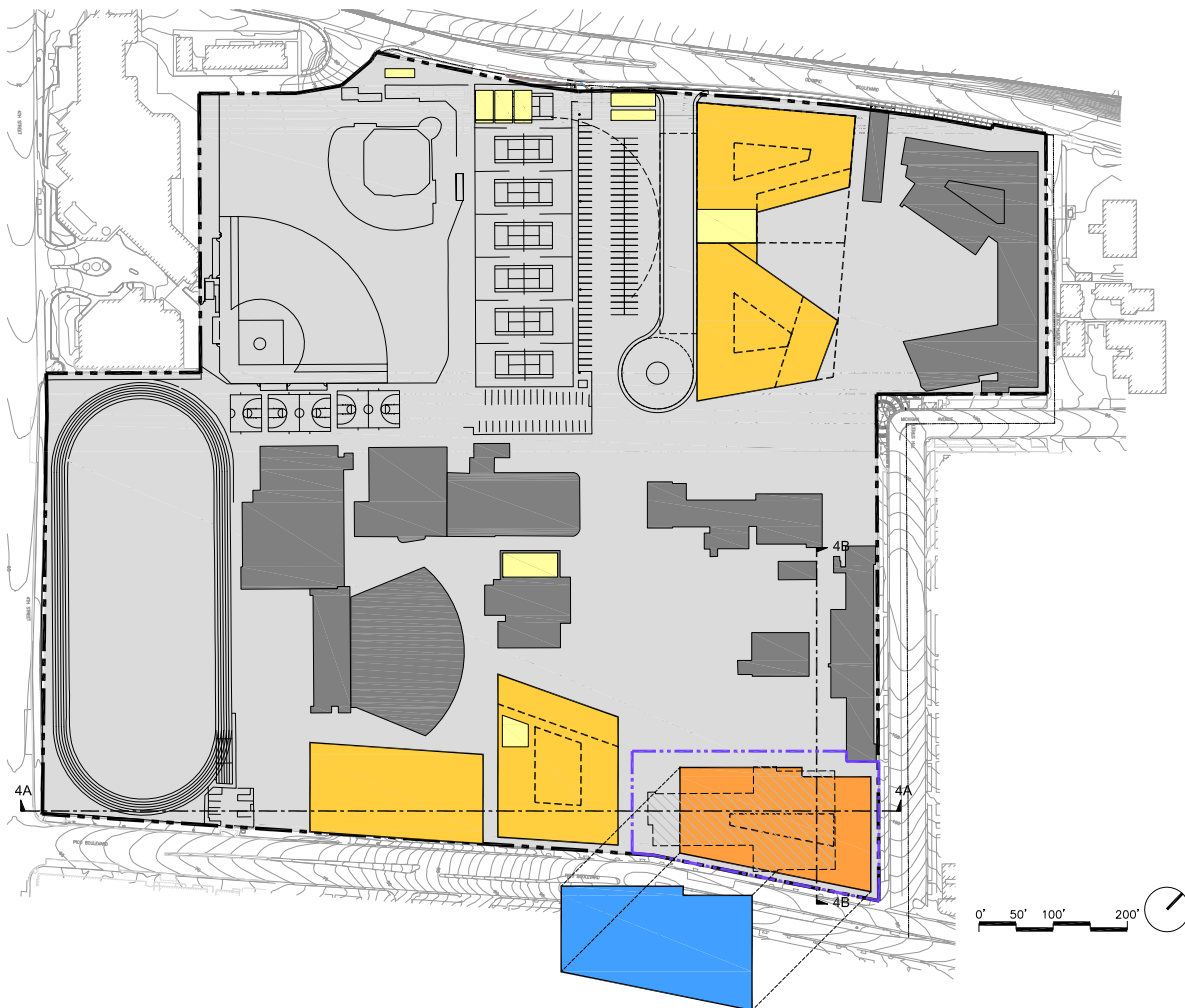
Givens:

Project Description:

- **Demolition**
 - (e) Language Building.
- **Function Staging**
 - Yearbook Room in one of the new Library Classrooms
 - ITC including outdoor activity space in three portables and new play area at the northern most tennis court. Samohi to verify if adjacent portable classroom required for parenting class
- **Relocation**
 - Administration Building Textbook Room in the New Distribution Center
- **Construction**
 - **Semi-Subterranean Level:** structured parking with drop-off and access drive from 7th Street
 - **Building Level 1:** Visual Arts Department, two CTE (Business and Entrepreneur) Classrooms and support and one Computer Lab and the Phase 5 Quad
 - **Building Levels 2 and 3:** one House including House Office, support, 17 general classrooms (House from existing English and Business Building and staged locations) and one Future House Office
- **Grading**
 - Pico Blvd access widened to meet Building
 - Grade at northern edge of Building meets grades from +/-120'+ down to +/- 105'; ramps and/or stairs to the Phase 5 quad area
 - Earthwork estimate: -20,000 cy
- **Landscape**
 - Interim Hardscape to connect plaza area to (n) Landscape and Hardscape north of Building
 - Finalize Landscape and fire lane
- **Parking:** +/- 212 parking spaces will be available during construction. +/- 292 parking spaces will be available after phase completion
- **Notes:** Design for Phase 5 may commence either concurrently with Phase 4, or as appropriate so that construction of Phase 5 may begin directly after Phase 4 construction

-105-

-106-



Phase 4	
Level	Department
2,3	Classrooms & COW
1	Classrooms - CTE Arts
1	Computer Lab
1	Visual Arts
2	Decentralized Administration
all	M/O
LL	Parking (80 spaces)
site	Bike Pkgg (200 bikes)

LEGEND:

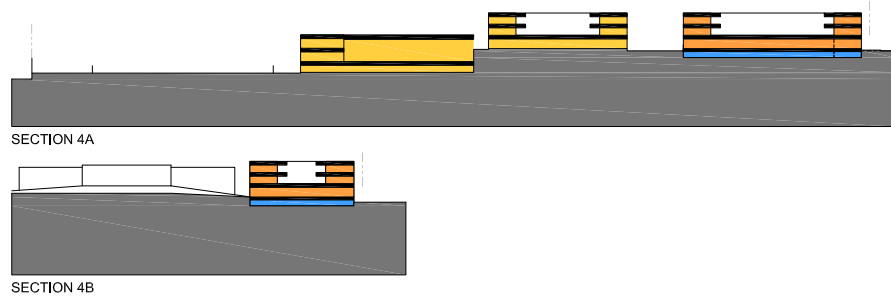
- Existing structure to remain
- New structure (previous phase)
- Renovation (previous phase)
- New structure (current phase)
- Renovation (current phase)
- New structure below
- New field (current phase)
- New field (previous phase)
- Temporary field / structure
- Demolition of existing structure
- Approx. construction area (by District)

Phase 4 Site Massing Concept



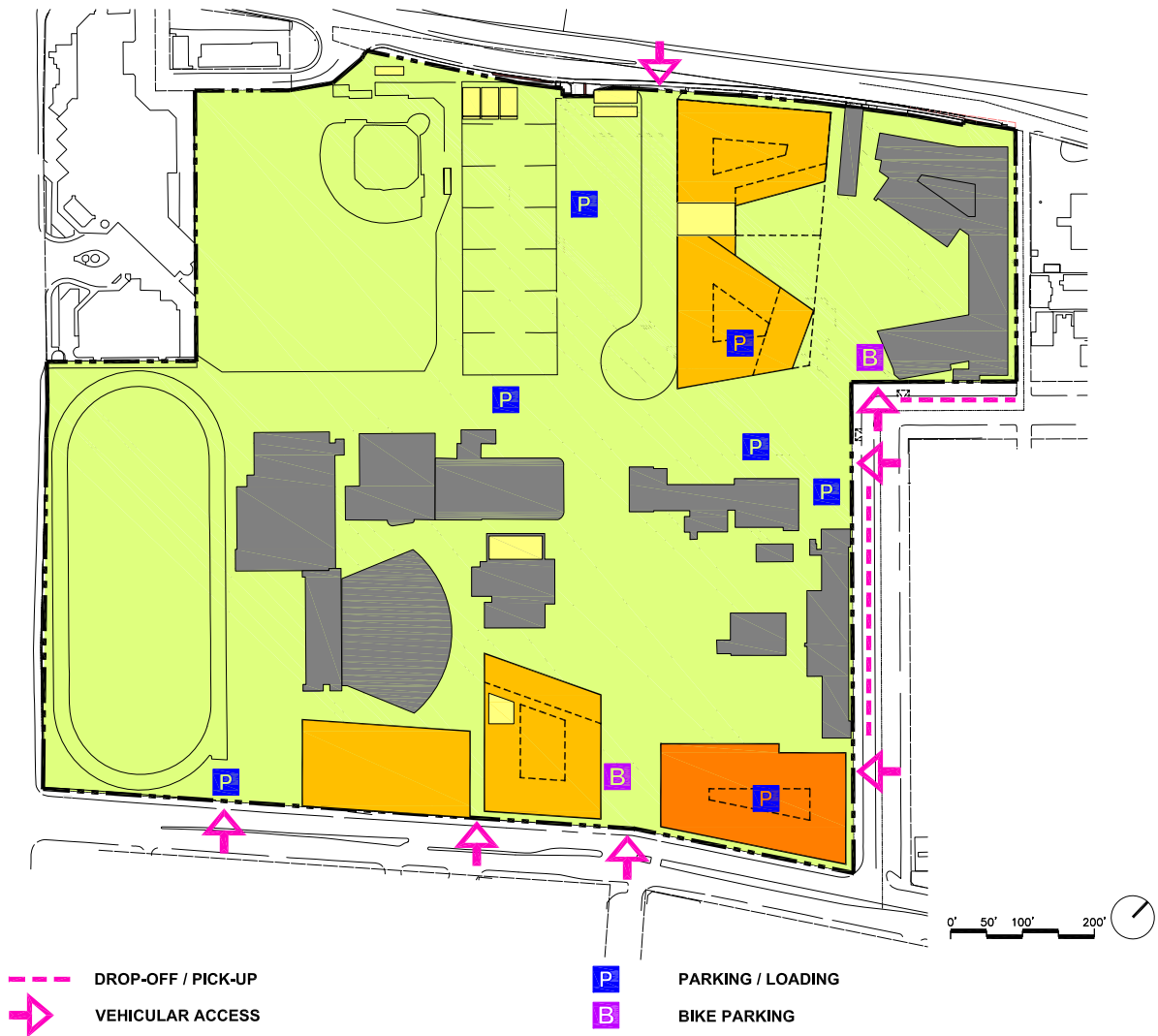
-107-

Phase 4 Landscape Concept



Phase 4, Site Section

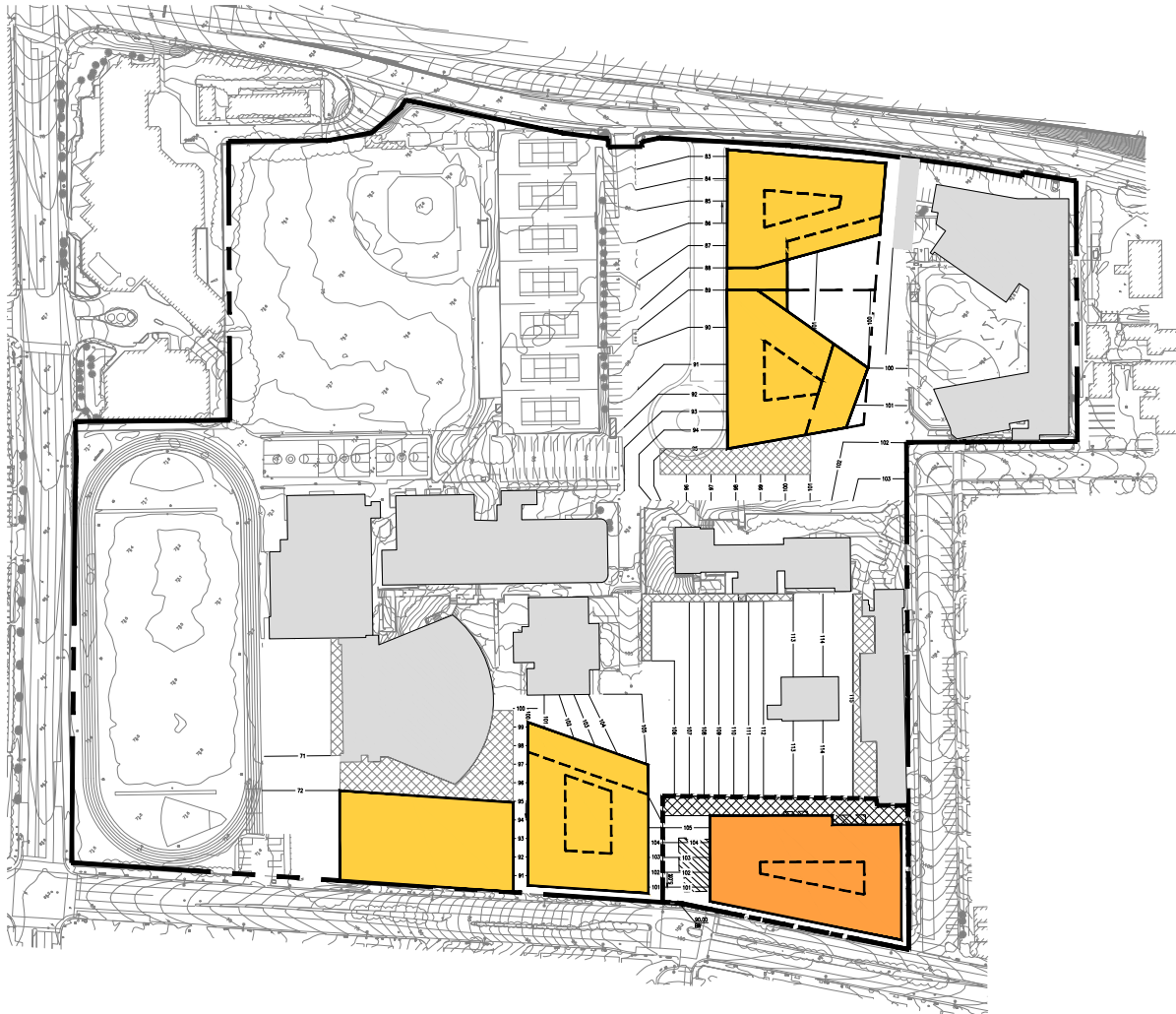
-108-



Phase 4 Vehicular Access and Parking Diagram



Phase 4 Pedestrian Circulation Diagram



-110-

LEGEND:

- Existing structure to remain
- New structure (previous phase)
- Renovation (previous phase)
- New structure (current phase)
- Renovation (current phase)
- New structure below
- New field
- Temporary field / structure
- Demolition of existing structure
- Approx. construction area (by District)
- Area of proposed grade change over 5%

Phase 4 Grading Concept

PHASE 4: SPACE PROGRAM

Room No.	Component	ASF	No. Spaces	Total	Notes
CLASSROOMS					
N/A	General Classrooms	1,200	16	19,200	
New	PBS Classroom	1,200	1	1,200	
N/A	COW (Computers on Wheels) / Shared Printer Room	100	3	300	See FSP
Subtotal ASF/DGSF				20,700	
Total GSF				28,566	

CLASSROOMS - CTE ARTS					
B102	Business/Marketing Classroom	1,800	1	1,800	
B106	Entrepreneur Classroom	1,800	1	1,800	
Subtotal ASF/DGSF				3,600	
Total GSF				4,968	

COMPUTER LABS / IT					
B110	Computer Lab	1500	1	1,500	
New	IDF	150	TBD	TBD	See FSP
Subtotal ASF/DGSF				1,500	
Total GSF				2,070	

VISUAL ARTS					
A012/a	Photo Studio Classroom	1,200	1	1,200	
A013	Ceramics Studio #1 (wet)	1,000	1	1,000	
A015	Ceramics Studio #1 (dry)	1,000	1	1,000	
A101	Ceramics Studio #2 (wet)	1,000	1	1,000	
New	Ceramics Studio #2 (dry)	1,000	1	1,000	
A103	Art Studio Classroom	1,200	1	1,200	
A105	Art Studio Classroom	1,200	1	1,200	
A102	Digital Design Lab	1,800	1	1,800	
H123	Multi-media Studio	1,800	1	1,800	
New	Video/Photography Studio	1,200	1	1,200	
A013a, A014	Shared Kiln Area / Tools	500	1	500	
A010,	Darkroom/Photography Support	500	1	500	
A010a,				500	
A101a	Support Area #1	500	1	500	
A101b	Support Area #2	500	1	500	
A103a	Support Area #3	500	1	500	
Subtotal ASF/DGSF				14,900	
Total GSF				20,562	

DECENTRALIZED ADMINISTRATION					
H HOUSE OFFICE					
E109	Reception	110	1	110	

-111-

E109e	House Principal Office	272	1	272	
New	House Principals' Storage	75	1	75	
E109c	Conference Room	234	1	234	
E109a	Advisor Office #1	130	1	130	
E109b	Advisor Office #2	130	1	130	
E109d	Teacher Leader Office	134	1	134	
New	File Room	155	1	155	
New	Workroom/Copy	439	1	439	
New	House Principal's Restroom	60	1	60	
Subtotal ASF/DGSF				2,139	
FUTURE HOUSE OFFICE					
B101a	(Future) Reception	110	1	110	Space use for staging
B201	(Future) House Principal Office	272	1	272	Space use for staging
New	(Future) House Principals' Storage	75	1	75	Space use for staging
New	(Future) Conference Room	234	1	234	Space use for staging
B200a	(Future) Advisor Office #1	130	1	130	Space use for staging
B101c	(Future) Advisor Office #2	130	1	130	Space use for staging
B100a	(Future) Teacher Leader Office	134	1	134	Space use for staging
New	(Future) File Room	155	1	155	Space use for staging
B101b	(Future) Workroom/Copy	439	1	439	Space use for staging
New	(Future) House Principal's Restroom	60	1	60	Space use for staging
Subtotal ASF/DGSF				2,139	
Total ASF/DGSF (Decentralized Admin.)				4,278	
Total GSF				5,904	

-112-

Room No.	Component	ASF	No. Spaces	Total	Notes
MAINTENANCE AND OPERATIONS					
N/A	Additional Custodial Closets	107	3	321	See FSP
New	Gender Neutral Restroom	85	1	85	
N/A	Additional Staff Restrooms	60	3	180	See FSP
Subtotal ASF/DGSF				586	
Total GSF				808	

SEMI-SUBTERRANEAN PARKING					
	Semi-Subterranean Parking	350	80	28,000	
Total GSF				28,000	

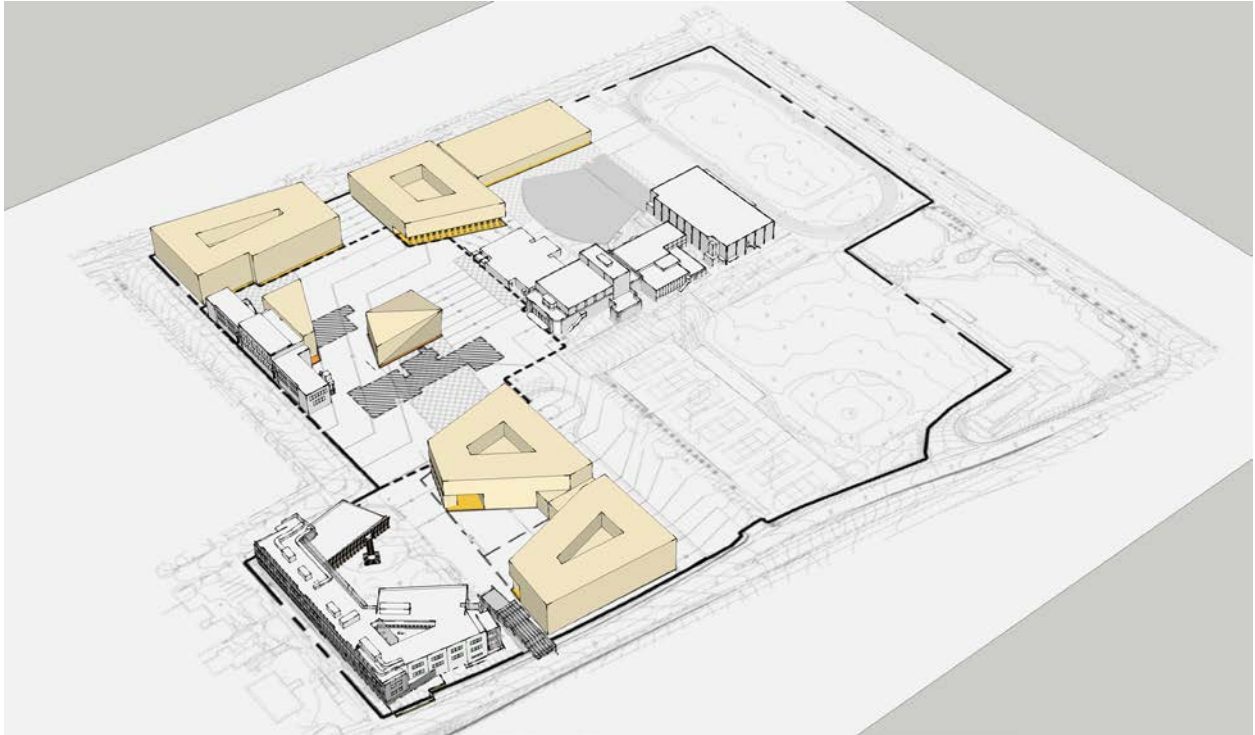
MISCELLANEOUS					
	QUADS (outdoor space)	TBD		TBD	

PHASE 4 TOTAL					
		ASF/DGSF	GSF	OTHERS	
	CLASSROOMS	20,700	28,566		
	CLASSROOMS - CTE ARTS	3,600	4,968		
	COMPUTER LABS / IT	1,500	2,070		

2016 SAMOHI CAMPUS PLAN

PHASING AND FUNCTION STAGING CONCEPT

VISUAL ARTS	14,900	20,562	
DECENTRALIZED ADMINISTRATION	4,278	5,904	
MAINTENANCE AND OPERATIONS	586	808	
SEMI-SUBTERRANEAN PARKING			28,000
MISCELLANEOUS		TBD	
TOTAL ASF/DGSF/OTHERS	45,564	62,878	28,000



PHASE 5

Givens:

- The Humanities Center (E209) will remain the same size if renovated in its current location. If relocated, it will be expanded as noted in the FSP.

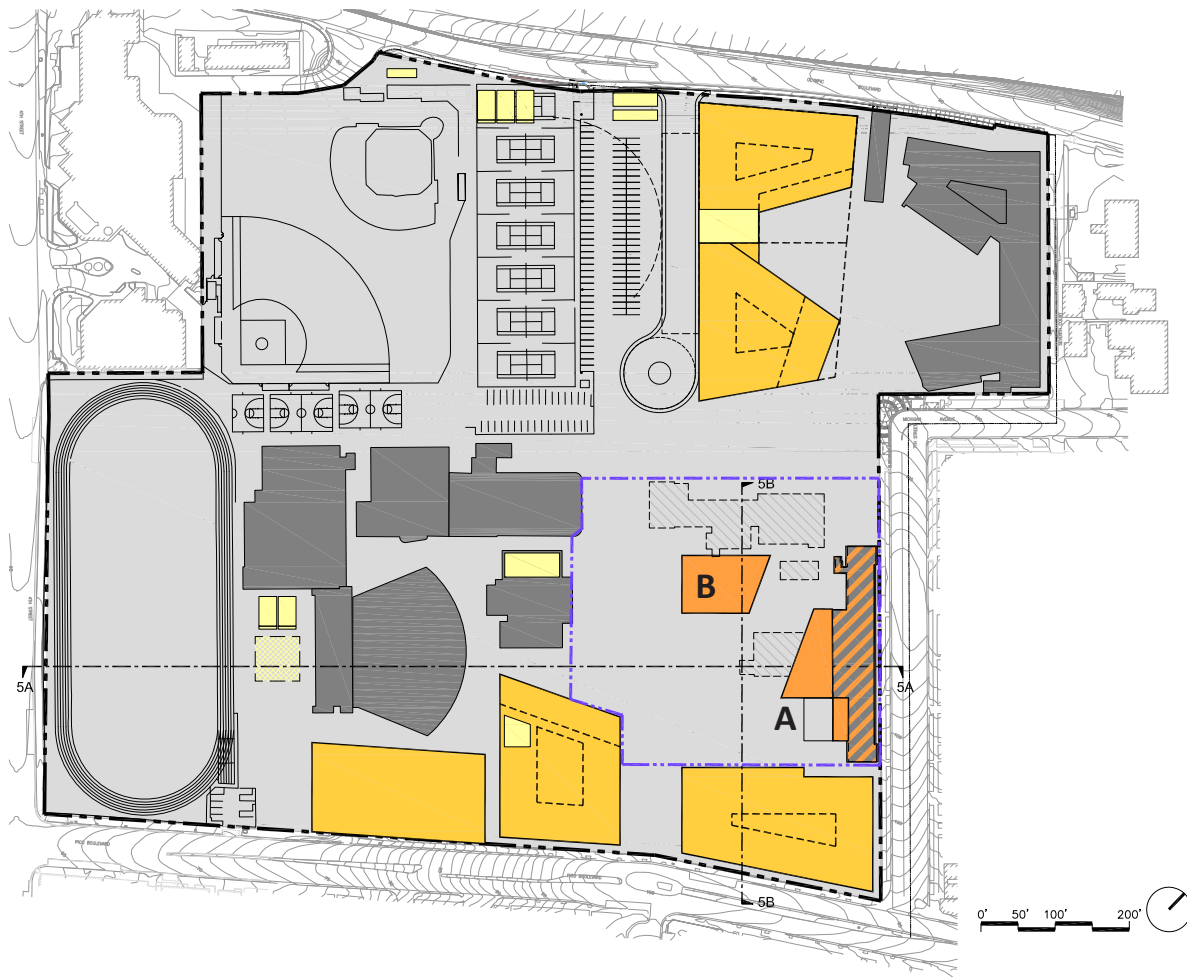
Project Description:

- **Demolition**
 - (e) Art Building; Alternate: facility may be used for short term staging/storage.
 - (e) Business Building
 - (e) Classroom H127 structure
- **Function Staging**
 - Career Center into Phase 1 CTE Staging classrooms
 - Security Office in the existing Administration Building basement
 - (e) administration offices in Business and English Buildings into the existing Administration Building basement and Phase 4 Future House Office
 - Performing Arts, Humanities Center storage areas in the existing Administration Building basement and (2) temporary portable facilities west of the Greek stage
 - Note: The Performing Arts, Humanities Center will be staged at Barnum Hall or elsewhere and Samohi/District will consider staging facilities for the 'third show' in an alternate facility (potentially a temporary stage or the tent structure), TBD
 - (e) Administration Building may be used for temporary staging/storage
- **Relocation**
- **Construction**
 - **Building A, Level 1, 2 and 3 Renovation and Expansion:** Student Services, ITC and Performing Arts, Humanities Center Departments
 - **Building B, Levels 1 and 2:** Student Center and Gallery Departments
- **Grading**
 - Grade area per the Build Out Concept including Phase 5 quad
 - (e) Administration building, ramps and/or stairs to tie into Phase 5 quad
 - Earthwork estimate: -36,000 cy

- **Landscape**

- **Transplant trees from interim landscape into Phase 5 landscape.**
- **Critical (E) tree area.**
- **Interim Landscape and Hardscape to the East of (E) Administration building.**
- **Parking:** +/- 286 parking spaces will be available during construction and after phase completion.
- **Notes:** Design for Phase 6 should commence either concurrently with Phase 5, or as appropriate so that construction of Phase 6 may begin directly after Phase 5 construction.

-116-



Phase 5 Building A	
Level	Department
1,2,3	Student Service
2,3	Humanities Center
1	ITC
all	M/O
Phase 5 Building B	
Level	Department
1,2	Student Center
2	Gallery
all	M/O

LEGEND:

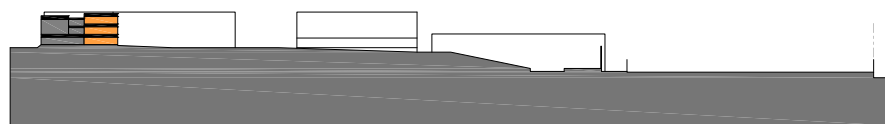
- Existing structure to remain
- New structure (previous phase)
- Renovation (previous phase)
- New structure (current phase)
- Renovation (current phase)
- New structure below
- New field (current phase)
- New field (previous phase)
- Temporary field / structure
- Demolition of existing structure
- Approx. construction area (by District)

Phase 5 Site Massing Concept

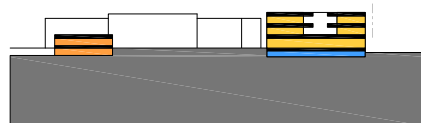


-117-

Phase 5 Landscape Concept



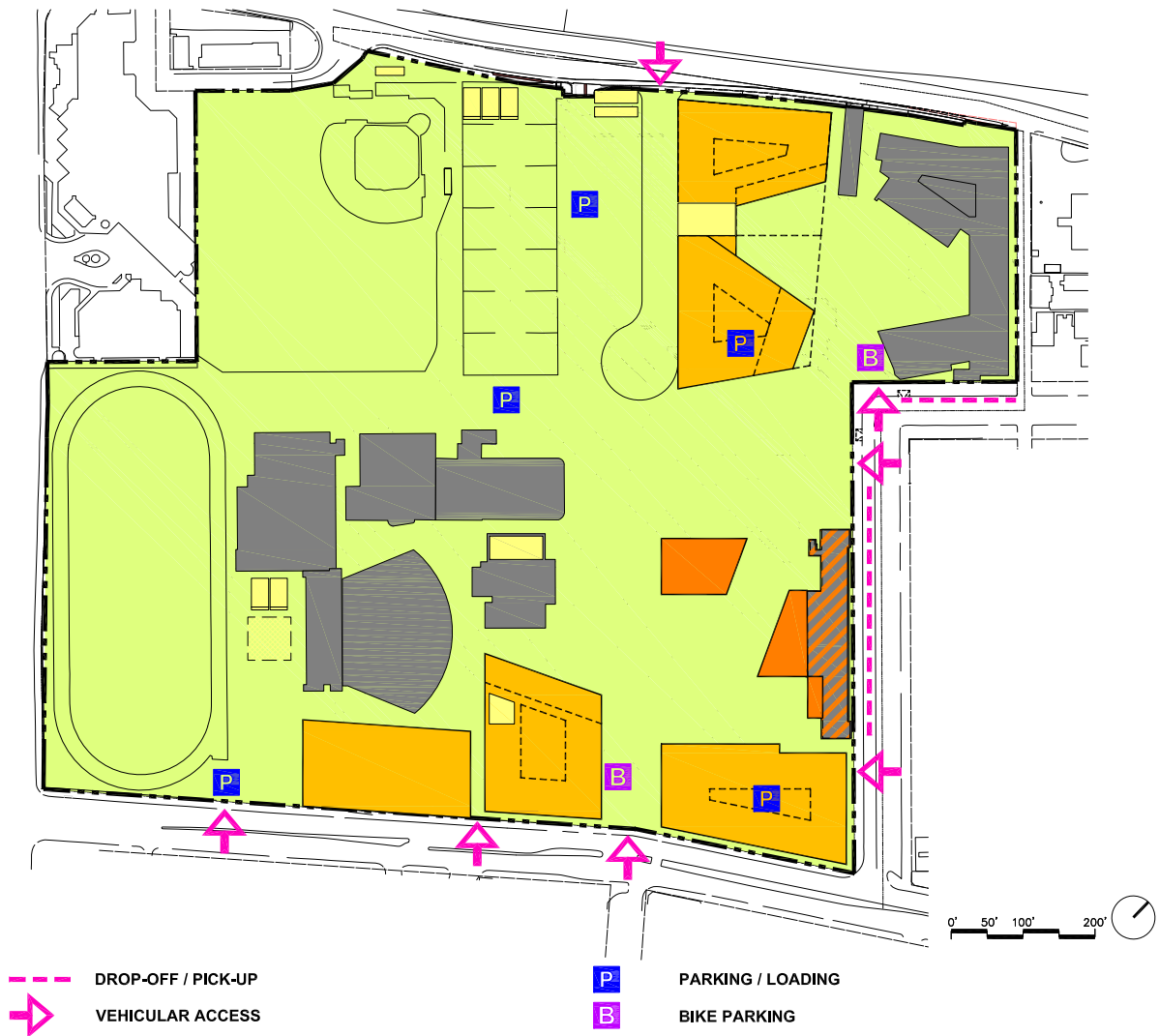
SECTION 5A



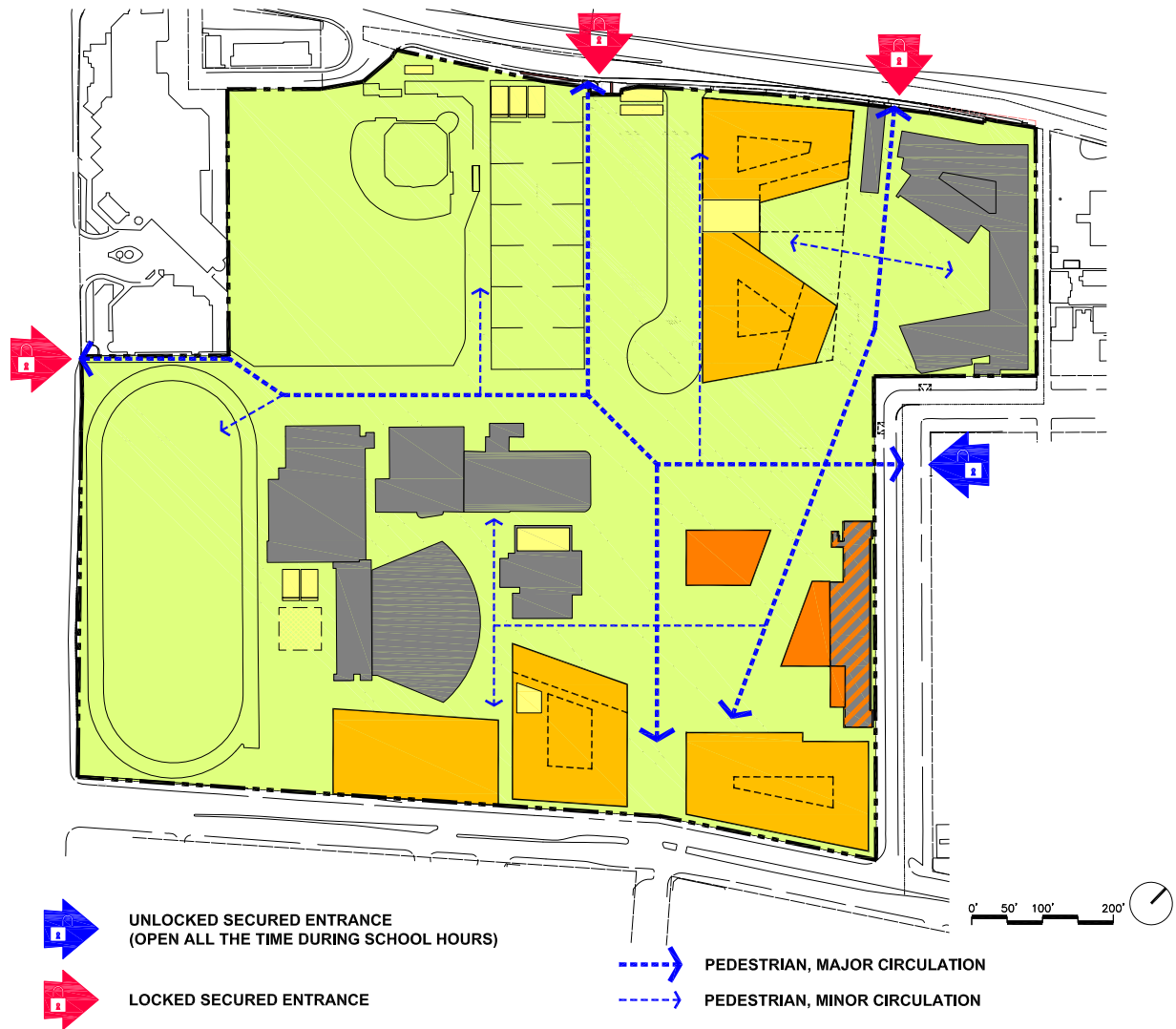
SECTION 5B

Phase 5 Site Sections

-118-

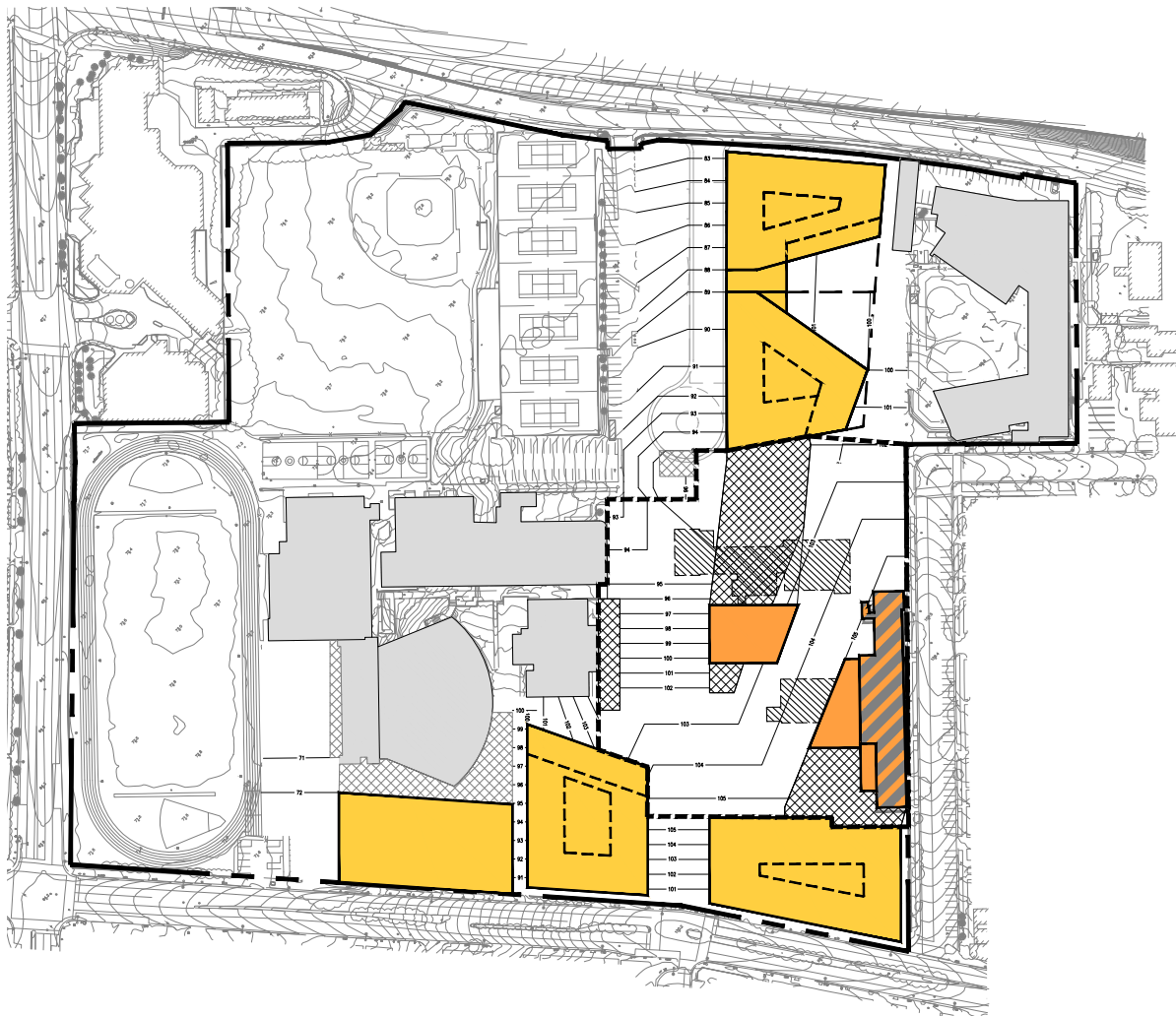


Phase 5 Vehicular Access and Parking Diagram



Phase 5 Pedestrian Circulation Diagram

-120-



LEGEND:

- Existing structure to remain
- New structure (previous phase)
- Renovation (previous phase)
- New structure (current phase)
- Renovation (current phase)
- New structure below
- New field
- Temporary field / structure
- Demolition of existing structure
- Approx. construction area (by District)
- Area of proposed grade change over 5%

Phase 5 Grading Concept

PHASE 5 BUILDING A: SPACE PROGRAM

Room No.	Component	ASF	No. Spaces	Total	Notes
STUDENT SERVICE					
HIGH SCHOOL ADMINISTRATION					
AD401, AD401a	High School Principal	300	1	300	
AD400	Reception/Sr. Administration Assistants #1 & #2	500	1	500	
AD404	Senior Office Specialist	125	1	125	
AD503	Dean of Students	272	1	272	
AD500	Administration Assistant	100	1	100	
AD402	Conference Room	350	1	350	
New	Supply Storage	150	1	150	
New	Shipping and Receiving	150	1	150	
AD501	Conference Room	225	1	225	
AD103c	Lead Custodial Office	135	1	135	
AD504, AD514, AD515	Storage	150	1	150	
AD405	Administration Supply Storage	100	1	100	
Subtotal ASF/DGSF				3,030	
ENROLLMENT					
AD100	Enrollment Clerk and Reception	525	1	525	
AD102	Enrollment Conference Room	225	1	225	
AD101	Secure Work Room	150	1	150	
Subtotal ASF/DGSF				900	
RECORDS					
AD500	Records/Administration Assistants 1 & 2	1,200	1	1,200	
AD500	Cumulative Records/Active Records	148	1	148	
AD516, AD012a	Vault Room (Active Records); Cumulative Records	450	1	450	
E10b	Records Storage	450	1	450	
Subtotal ASF/DGSF				2,248	
SECURITY OFFICE					
A107	Security Office	500	1	500	
Subtotal ASF/DGSF				500	
SWITCHBOARD					
AD100	Switchboard	150	1	150	
Subtotal ASF/DGSF				150	
STUDENT SUPPORT SERVICES					
AD103d	Counselor Office	135	1	135	
AD507	Student Outreach Specialist #1	100	1	100	
AD508	Student Outreach Specialist #2	100	1	100	
AD509	Student Outreach Specialist #3	100	1	100	
AD506	Restorative Justice Coordinator	100	1	100	

-121-

AD505	Senior Sponsors	100	1	100
E10c	Mobility Coordinator/ Visual Impairment/ Assistant/ Intern Work Area/ Special Education Administration	1,000	1	1,000
E103	Conference Room	412	1	412
E115	Conference Room	428	1	428
E215	Speech	428	1	428
H118	Occupational Therapist Office	249	1	249
Subtotal ASF/DGSF				3,467
SHARED SUPPORT AREAS				
New	Conference Room	500	1	500
AD406,	Workroom / Copy Room / Postal / Meter /	440	1	440
AD502	Fax			440
AD512	Parent Liaison Office	80	1	80
AD104	Lounge	250	1	250
Subtotal ASF/DGSF				1,270
STUDENT HEALTH				
AD203	Nurse Office Reception	500	1	500
AD204	Nurse Office	135	1	135
AD200,	Cot Room	400	1	400
AD205				400
AD200e	Treatment Room	150	1	150
AD204a	Restroom	60	1	60
AD205a	Restroom	60	1	60
Subtotal ASF/DGSF				1,762
WELLNESS CENTER				
AD203a	Medical Exam	100	1	100
New	Medical Exam	100	1	100
New	Restroom	60	1	60
New	Restroom	60	1	60
New	Treatment Room	150	1	150
New	Shared Office / Consultation Room	135	1	135
New	Supply / Equipment Storage	125	1	125
B101	Mental Health Professional	150	1	150
New	Mental Health Professional	150	1	150
Subtotal ASF/DGSF				1,391
EVALUATION AND TESTING				
AD200a	Psychologist Office #1	200	1	200
AD201	Psychologist Office #2	200	1	200
AD202	Psychologist Office #3	200	1	200
New	Testing Room #1	125	1	125
New	Testing Room #2	125	1	125
AD513	Parent Liaison	100	1	100
Subtotal ASF/DGSF				1,283
OUTSIDE COUNSELORS (ROTATING)				

AD510	Office #1	80	1	80
AD511	Office #2	80	1	80
New	Office #3	80	1	80
New	Office #4	80	1	80
New	Office #5	80	1	80
New	Office #6	80	1	80
New	Office #7	80	1	80
New	Office #8	80	1	80
Subtotal ASF/DGSF				864
Total ASF/DGSF (Student Service)				16,864
Total GSF				23,272

Room No.	Component	ASF	No. Spaces	Total	Notes
PERFORMING ARTS, HUMANITIES CENTER					
E209	Humanities Center	2,975	1	2,975	
E208	Green Room	649	1	649	
E208a	Restroom	82	1	82	
E209a	Office	336	1	336	
E209b	Costume Storage	400	1	400	
E210	Production	568	1	568	
E302	Dressing Room	399	1	399	
E303	Costume Storage	280	1	280	
E304	Dressing Room	458	1	458	
E305	Dimmer Room	60	1	60	
Subtotal ASF/DGSF				6,950	
Total GSF				9,591	

-123-

INFANT TODDLER CENTER					
L115	Infant Toddler Center #1 classroom	665	1	665	
L116	Infant Toddler Center #2 classroom	665	1	665	
L117/a/b	Infant Toddler Center #3 classroom	665	1	665	
L118	Infant Toddler Center #4 classroom	905	1	905	
New	Reception	400	1	400	
L117c	Office	135	1	135	
New	Mother's Room	100	1	100	
New	Isolation Room	70	1	70	
Subtotal ASF/DGSF				4,434	
Total GSF				6,119	

Room No.	Component	ASF	No. Spaces	Total	Notes
MAINTENANCE AND OPERATIONS					
N/A	Additional Custodial Closets	107	3	321	See FSP
New	Gender Neutral Restroom	85	1	85	
New	IDF	150	TBD	TBD	See FSP
Subtotal ASF/DGSF				406	

Total GSF**560****MISCELLANEOUS**

QUADS (outdoor space)

TBD

TBD**PHASE 5A TOTAL**

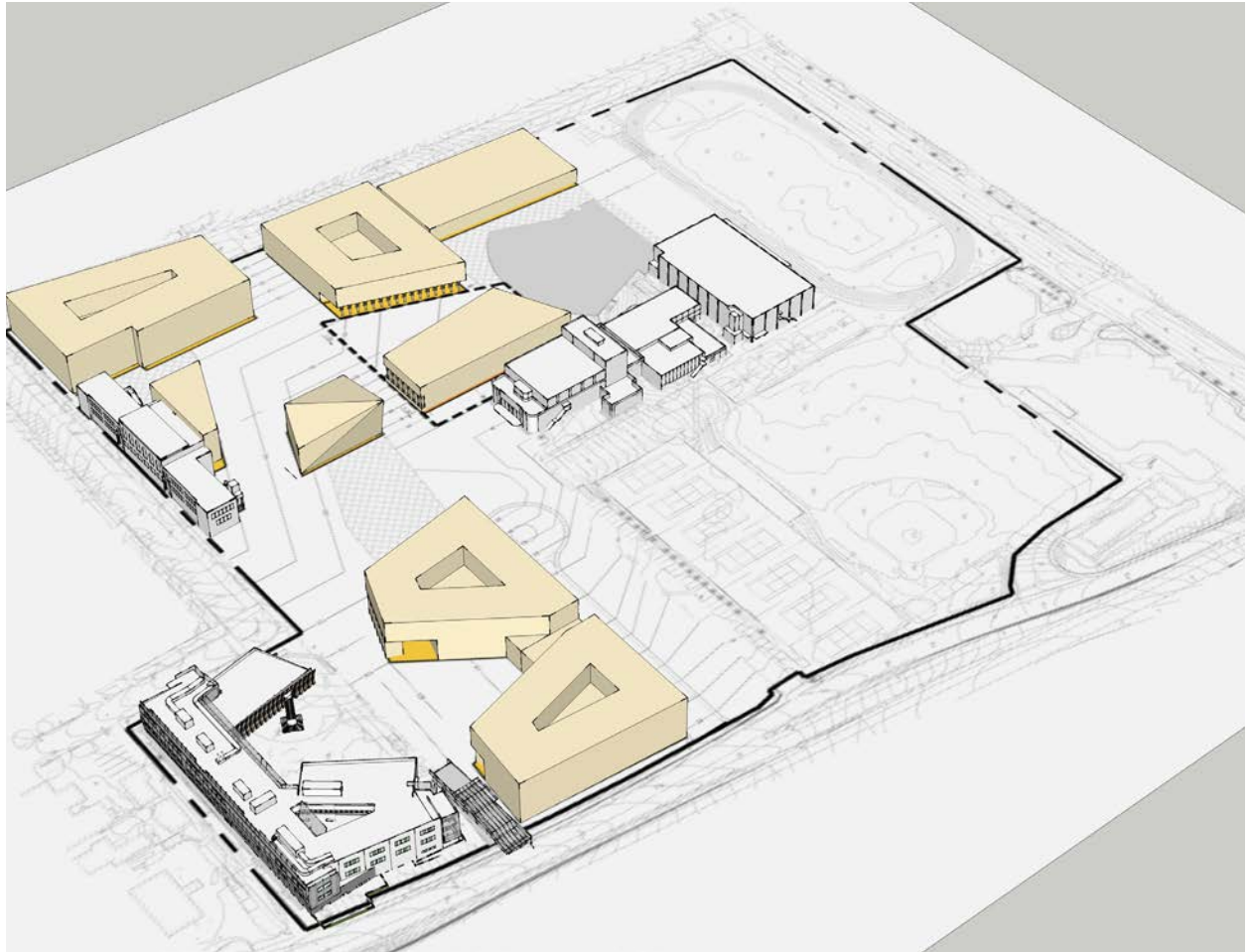
	ASF/DGSF	GSF	OTHERS
STUDENT SERVICE	16,864	23,272	
PERFORMING ARTS, HUMANITIES CENTER	6,950	9,591	
INFANT TODDLER CENTER	4,434	6,119	
MAINTENANCE AND OPERATIONS	406	560	
MISCELLANEOUS			TBD
TOTAL ASF/DGSF/OTHERS	28,654	39,543	TBD

PHASE 5 BUILDING B: SPACE PROGRAM

Room No.	Component	ASF	No. Spaces	Total	Notes
STUDENT CENTER					
COLLEGE CAREER CENTER/CTE					
B111	General Open Area	1,000	1	1,000	
B115	General Open Area	650	1	650	
B111a	Office	110	1	110	
B115a	Office	110	1	110	
B115b	Office	110	1	110	
B115c	Office	110	1	110	
New	Office	110	1	110	
B106a	Office CTE	110	1	110	
B110a	Office-CTE	110	1	110	
B122	Office-Work Ability SP ED	110	1	110	
B124	Office-CTE	110	1	110	
B126a/b	Storage-CTE	360	1	360	
Subtotal ASF/DGSF				3,184	
ATHLETICS & ACTIVITIES ADMINISTRATION					
AD103e	Activities Director (ASB)	135	1	135	
AD103b	Athletics Director	135	1	135	
AD103a	ASB storage	100	1	100	
AD103f	Senior Office Specialist	100	1	100	
C104, C105	SAA Office	208	1	208	
Subtotal ASF/DGSF				834	
VIKES' INN					
AD300	Store	800	1	800	
AD300a	Storage	125	1	125	
AD300b	Accountant Office	200	1	200	
Subtotal ASF/DGSF				1,125	
SHARED SUPPORT					
New	Conference Room	240	1	240	
New	Work Room / Copy Room	440	1	440	
New	Lounge	250	1	250	
Subtotal ASF/DGSF				930	
YEARBOOK/NEWSPAPER					
L106	Yearbook/Newspaper Computer Lab	750	1	750	
Subtotal ASF/DGSF				750	
Total ASF/DGSF (Student Center)				6,823	
Total GSF				9,416	
GALLERY					
H113	Gallery	2100	1	2,100	
H113a, H105	Storage	400	1	400	
N/A	Art Patio		1	-	
Subtotal ASF/DGSF				2,500	

-125-

Total GSF		3,450			
Room No.	Component	ASF	No. Spaces	Total	Notes
MAINTENANCE AND OPERATIONS					
N/A	Additional Custodial Closets	107	2	214	See FSP
New	Gender Neutral Restroom	85	1	85	
New	IDF	150	TBD	TBD	See FSP
Subtotal ASF/DGSF				299	
Total GSF				412	
MISCELLANEOUS					
QUADS (outdoor space)		TBD		TBD	
PHASE 5B TOTAL					
		ASF/DGSF	GSF	OTHERS	
STUDENT CENTER		6,823	9,416		
GALLERY		2,500	3,450		
MAINTENANCE AND OPERATIONS		299	412		
MISCELLANEOUS				TBD	
TOTAL ASF/DGSF/OTHERS		9,622	13,278	TBD	



-128-

6

PHASE 6

Givens:

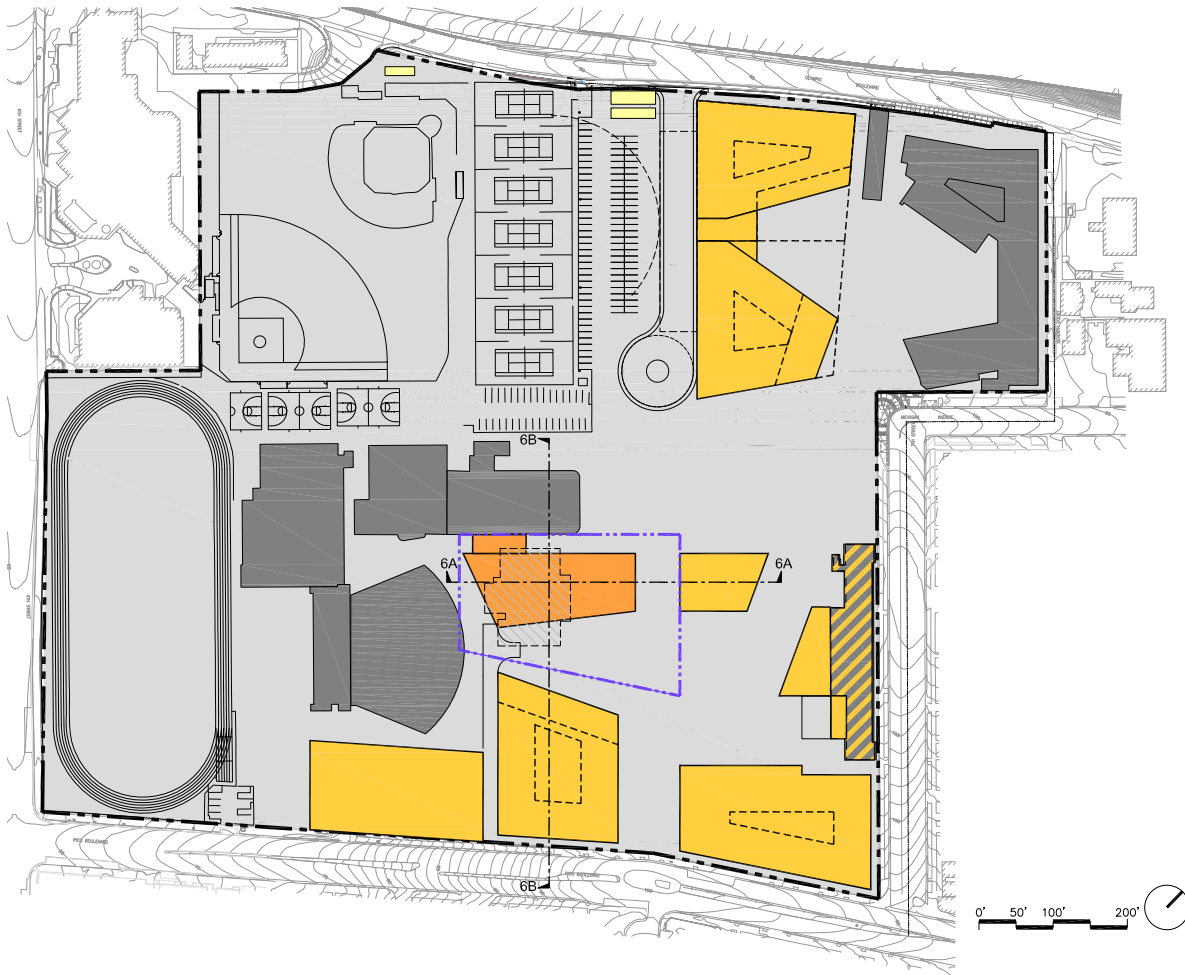
-

Project Description:

- **Demolition**
 - (e) Administration Building
- **Function Staging**
 - (e) Music Building may be used for temporary staging/storage
- **Relocation**
- **Construction**
 - **Building Levels 1 and 2:** Music Department with an enclosed link to Barnum Hall
 - Phase 6 Quad
- **Grading**
 - Area regraded per the Build Out Concept east of Barnum Hall
 - Area regraded for egress between Building and Barnum Hall
 - Earthwork estimate: +1,000 cy
- **Landscape**
 - Interim hardscape replaced to the North of the Phase 3 with final plaza design.
 - Landscape and Hardscape per Build-out Concept completed
- **Parking:** +/- 286 parking spaces will be available during construction and after phase completion
- **Notes:** Design for additional phases may commence either concurrently with Phase 6, or as appropriate so that construction of phases may begin directly after Phase 6 construction.

-129-

-130-



Phase 6	
Level	Department
LL,1,2	Performing Arts, Music
all	M/O

LEGEND:

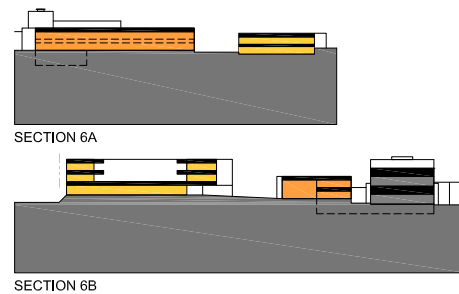
- Existing structure to remain
- New structure (previous phase)
- Renovation (previous phase)
- New structure (current phase)
- Renovation (current phase)
- New structure below
- New field (current phase)
- New field (previous phase)
- Temporary field / structure
- Demolition of existing structure
- Approx. construction area (by District)

Phase 6 Site Massing Concept



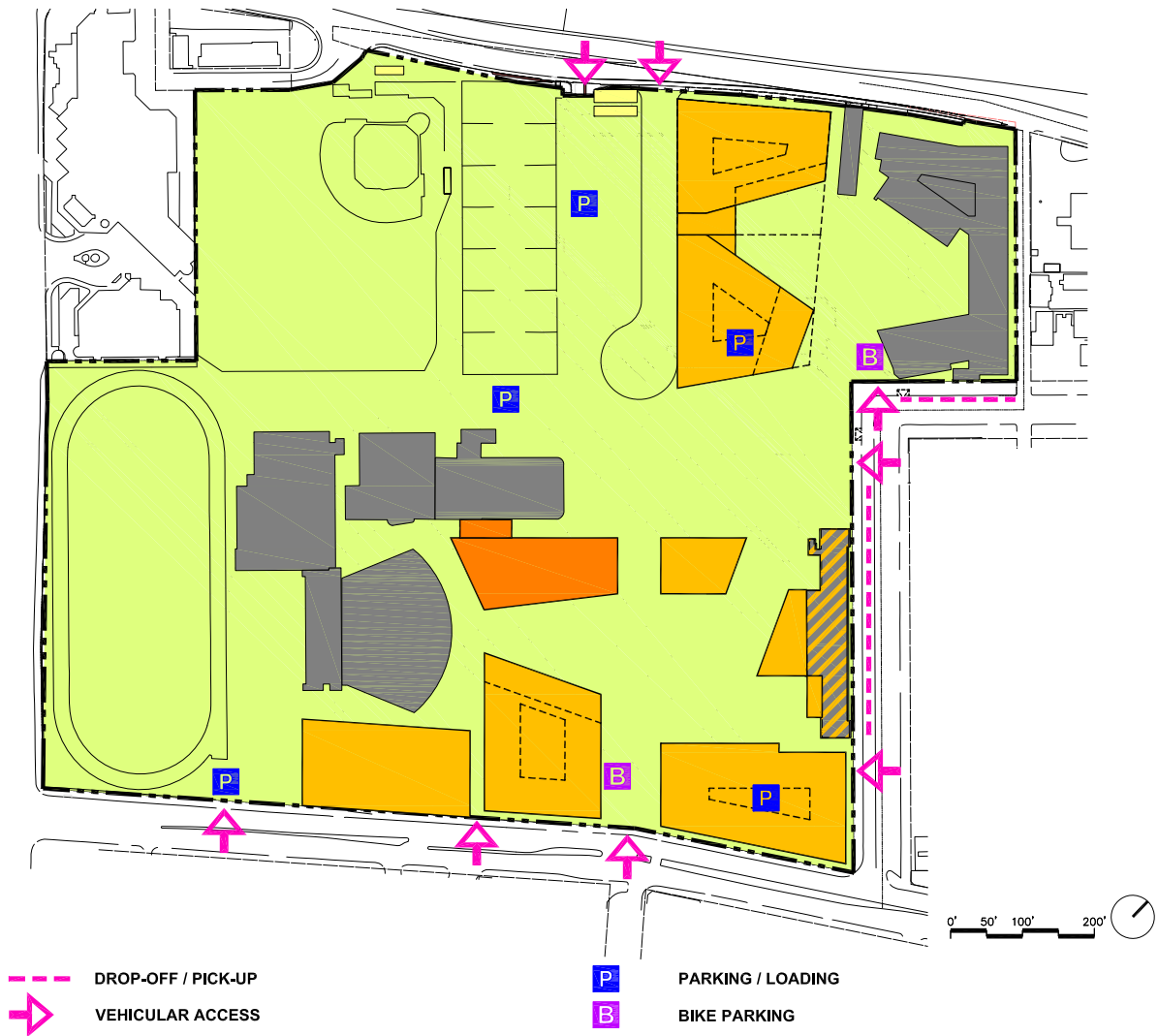
-131-

Phase 6 Landscape Concept

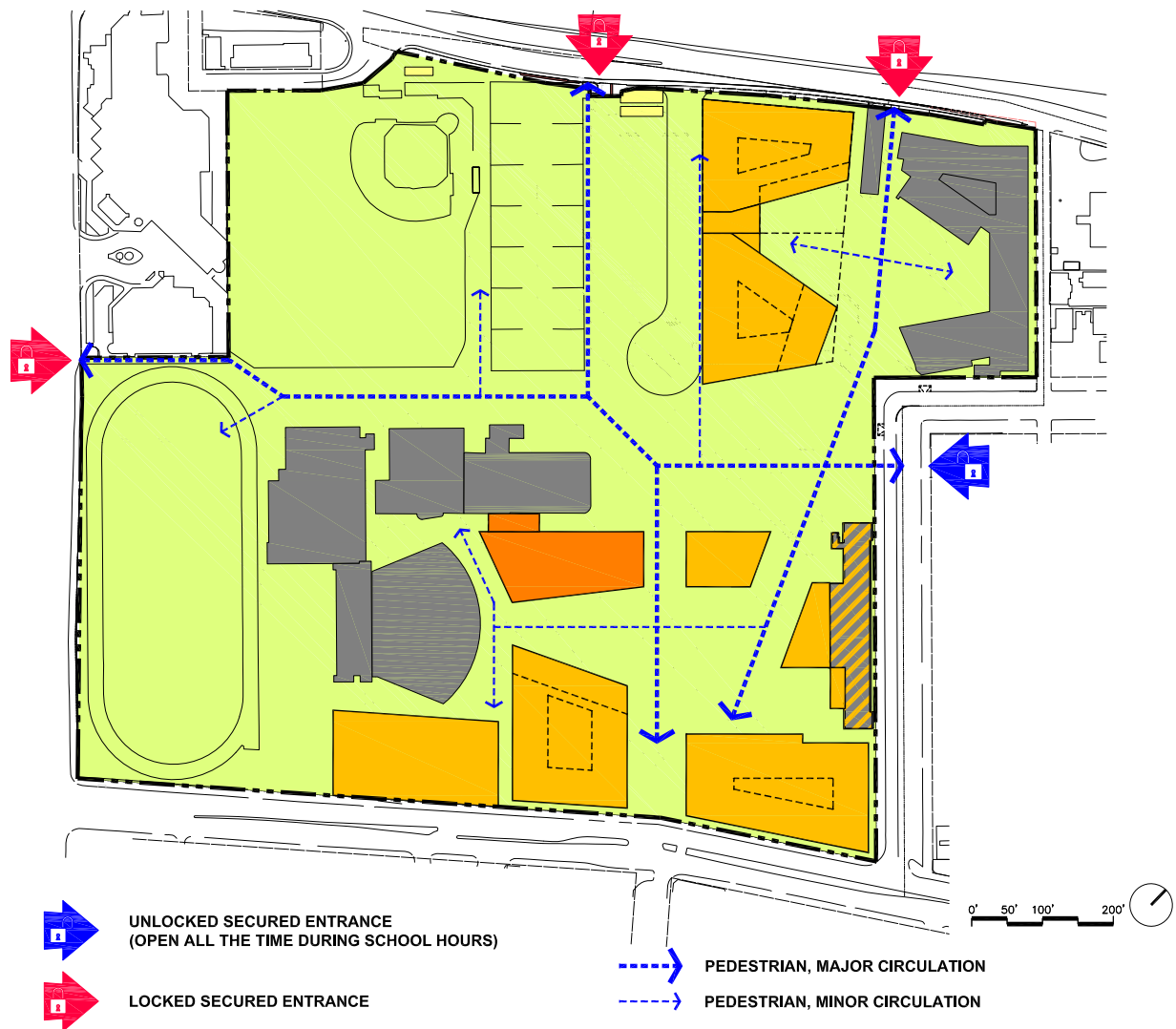


Phase 6 Site Sections

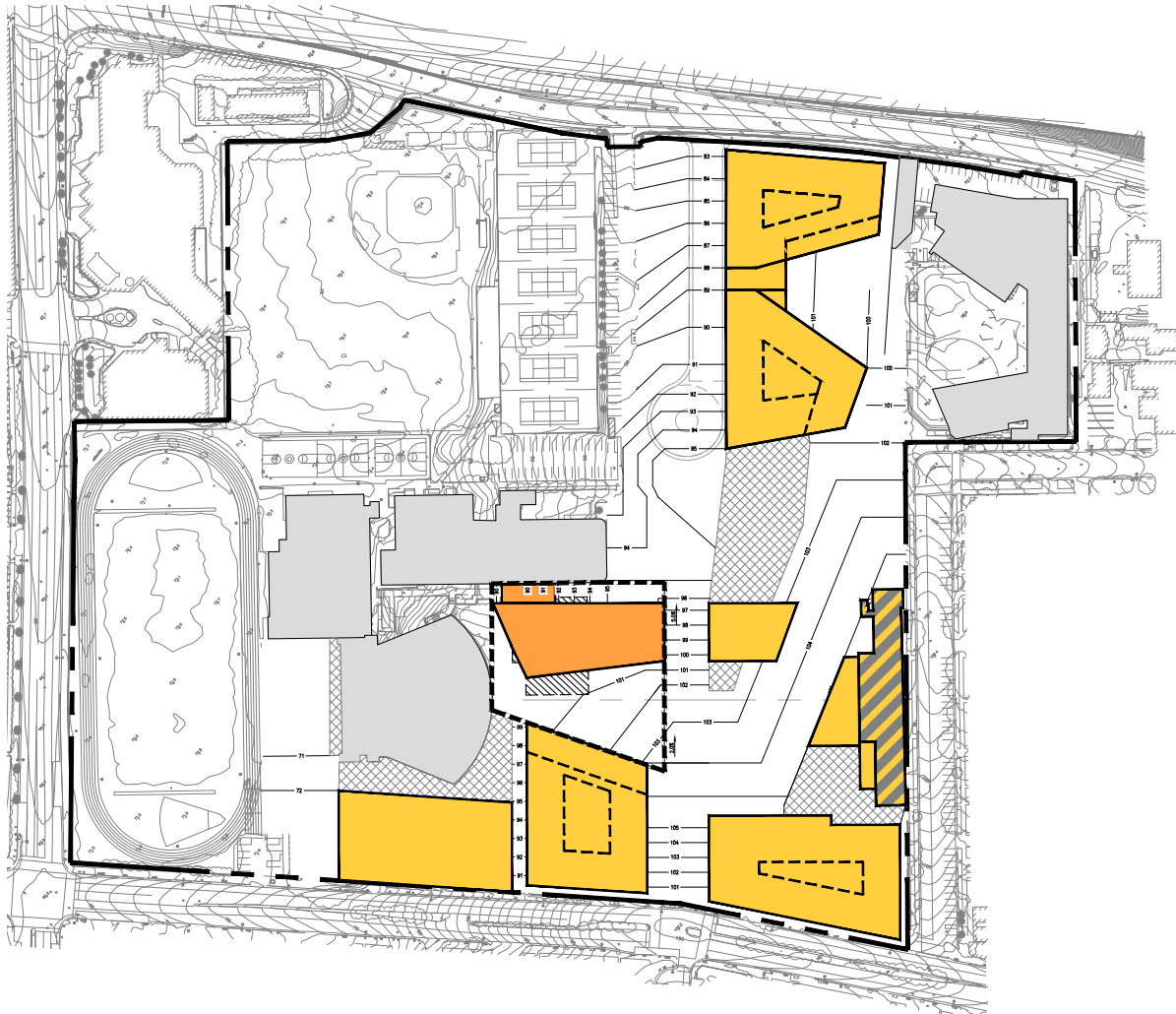
-132-



Phase 6 Vehicular Access and Parking Diagram



Phase 6 Pedestrian Circulation Diagram



-134-

LEGEND:

- Existing structure to remain
- New structure (previous phase)
- Renovation (previous phase)
- New structure (current phase)
- Renovation (current phase)
- New structure below
- New field
- Temporary field / structure
- Demolition of existing structure
- Approx. construction area (by District)
- Area of proposed grade change over 5%

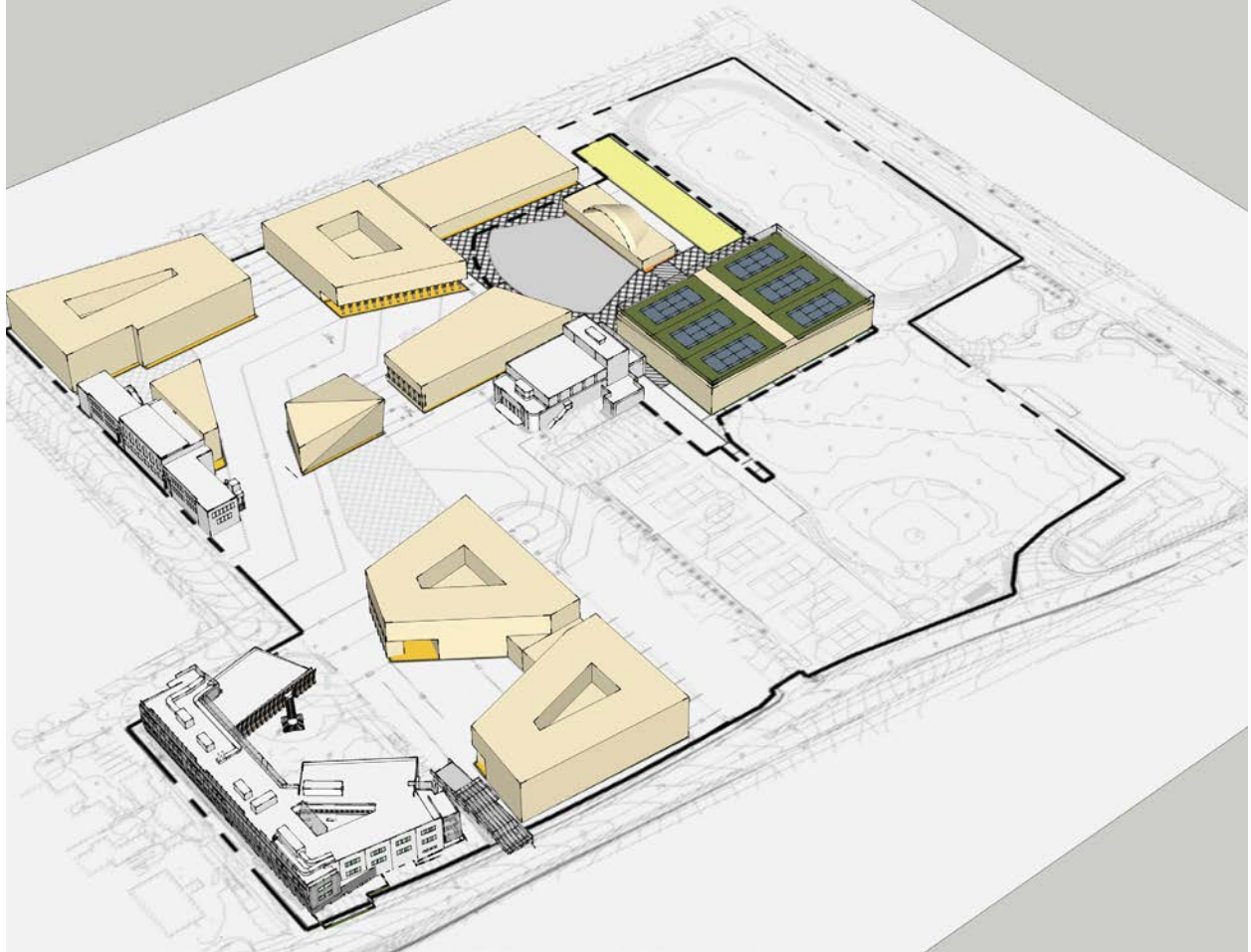
Phase 6 Grading Concept

PHASE 6: SPACE PROGRAM

Room No.	Component	ASF	No. Spaces	Total	Notes
PERFORMING ARTS, MUSIC					
M100	Choir Classroom Lab	2,165	1	2,165	
M101	Orchestra Classroom Lab	2,470	1	2,470	
M102	Band Classroom Lab	2,867	1	2,867	
M200	Guitar / Piano Classroom Lab	1,200	1	1,200	
M202	Ensemble Practice Classroom Lab	450	1	450	
New	Sectional Room	1,200	1	1,200	
New	Sectional Room	1,200	1	1,200	
M100c	Storage	150	1	150	
M102c	Storage	150	1	150	
M105d	Storage	150	1	150	
M200a	Storage	150	1	150	
M200b	Storage	150	1	150	
M102b	Percussion Storage	354	1	354	
M103	Instrument Storage	2,000	1	2,000	
M102d	Band Instrument Storage	1,000	1	1,000	
M104	Uniform Storage	1,000	1	1,000	
M105	Library	900	1	900	
M105a	Practice	80	1	80	
M105b	Practice	80	1	80	
M105c	Practice	80	1	80	
M201a	Practice	80	1	80	
M201b	Practice	80	1	80	
M201c	Practice	80	1	80	
M201d	Practice	80	1	80	
M201e	Practice	80	1	80	
M100a	Office	150	1	150	
M101c	Office	150	1	150	
M102a	Office	150	1	150	
Subtotal ASF/DGSF				18,646	
Total GSF				25,731	
MAINTENANCE AND OPERATIONS					
N/A	Additional Custodial Closets	107	2	214	See FSP
New	Gender Neutral Restroom	85	1	85	
New	IDF	150	TBD	TBD	See FSP
Subtotal ASF/DGSF				299	
Total GSF				412	
MISCELLANEOUS					
QUADS (outdoor space)		TBD		TBD	

PHASE 6 TOTAL

	ASF/DGSF	GSF	OTHERS
PERFORMAING ARTS, MUSIC	18,646	25,731	
MAINTENANCE AND OPERATIONS	299	412	
MISCELLANEOUS			TBD
TOTAL ASF/DGSF/OTHERS	18,945	26,144	TBD



-138-

7

PHASE 7

Givens:

- The temporary (tent) structure from Phase 3 will be re-used for staging gymnasium functions
- Blue Gym facility attached to future Baseball Field bleachers and support structure.
- Blue Gym has retaining condition at the north elevation for final build out grading design.
- Tennis courts potentially could overhang at south elevation to create overhang for future baseball bleachers and to maintain Michigan Ave. circulation (fire access).
- Construction site access coordinated with student access to Gold Gym and fields at the Pico Blvd. driveway near 4th street. (confirmed with Campus)
- District to explore potential access to future Phase 9 parking via 4th Street (subterranean level below new Baseball and Softball Fields) or via the Doubletree Hotel signaled entrance.

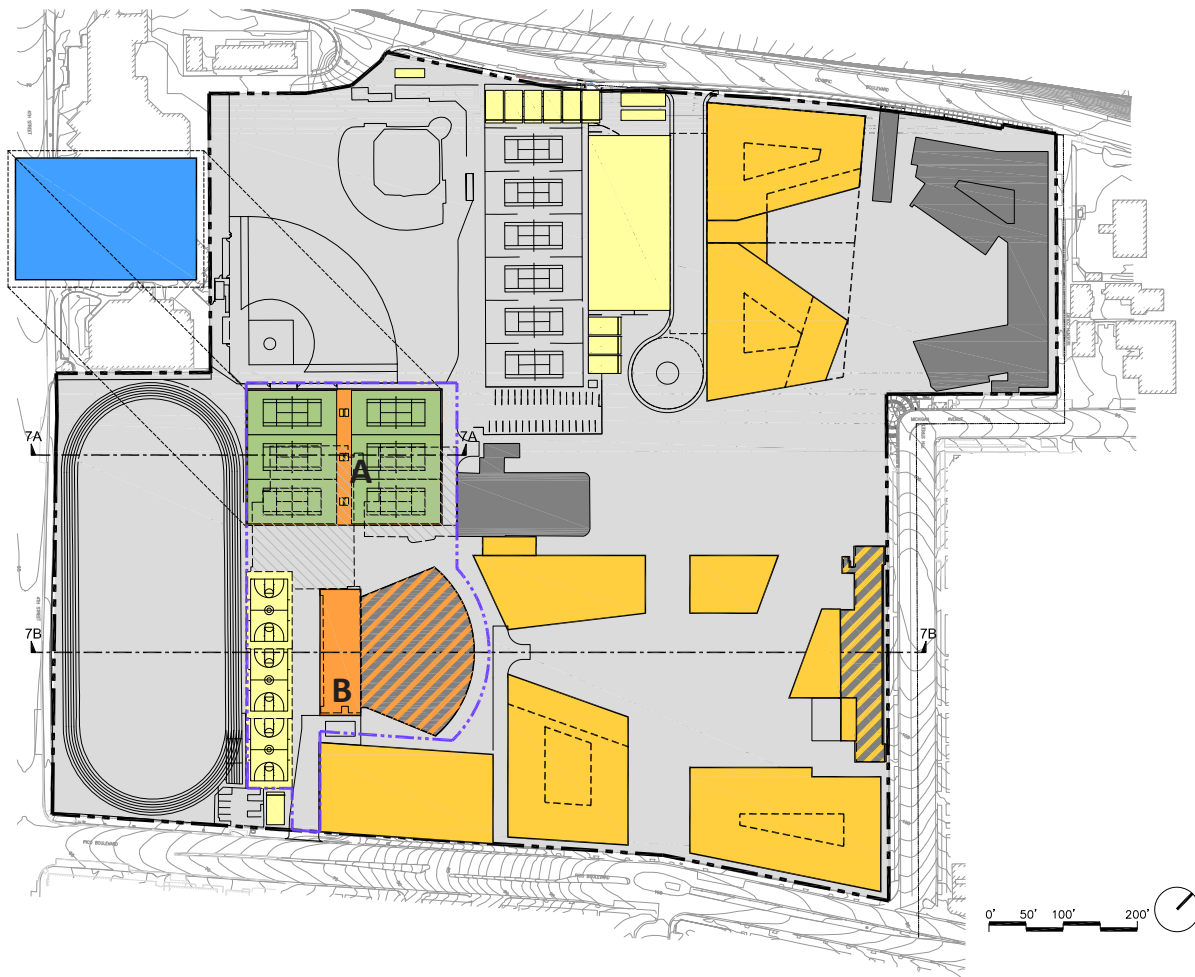
Project Description:

- **Demolition**
 - (e) North Gymnasium
 - (e) Music Building
 - (e) 2 and ½ outdoor basketball courts
 - (e) Greek stage
 - Limited demolition of the Greek Theater as required for seating and accessibility upgrades
- **Function Staging**
 - Gold Gym (practice gym) used as the temporary exhibition gym for games and events
 - Gold Gym practice court functions staged in the temporary (tent) structure on the Phase 1 surface parking lot. N. Gym locker rooms in portable buildings on the Phase 1 parking lot and north tennis court. *Note: Removal and storage of temporary tent structure required after phase completion to restore surface parking.*
 - Blue Gym Track and Field Storage move into portable storage units near the track along Pico Blvd.
 - Greek events staged in one of the three large campus quads.
 - *Note: Per the District and Samohi, the showers and certain locker rooms (TBD) of North Gym are not staged due to the*

availability of shower and lockers in the new Gold Gym and new pool building.

- **Relocation**
 - Campus retention basin
 - Sealy Field Softball Lighting poles along southern edge of field potentially relocated
- **Construction**
 - **Building Semi-Subterranean Levels 1 & 2:** Blue Gym, Baseball, and Softball support/storage spaces
 - **Building Level 1:** Main exhibition gymnasium court
 - **Roof Level:** Six tennis courts (one potentially an exhibition court if design allows)
 - **Greek Theater:** Stage w/ support and renovation of seating
 - 2-3 temporary outdoor basketball courts
- **Grading**
 - Blue Gym building fits very tightly to adjacent softball and football fields to remain
 - Walkway between baseball field and batting cages will transition to meet the upper entrance of the Blue Gym and the rear of Barnum Hall
 - There will need to be a transition area between the area between the Greek Stage and the Blue Gym (+80') down to the track and field level (+72')
 - The area north of the Blue Gym adjacent to the softball field will need a retaining wall to transition pedestrians along Michigan Ave.
 - Earthwork estimate: +3,000 cy
- **Landscape**
 - Permanent landscape and hardscape between new Blue Gym and Greek Theater to coordinate with path of travel transition zone for theater and Football/Track/Gym access.
- **Parking:** No changes to parking. +/- 190 parking spaces will be available during construction. +/- 286 parking spaces will be available after phase completion
- **Note:** Design for Phase 8 may commence either concurrently with Phase 7, or as appropriate so that construction of Phase 8 may begin directly after Phase 7 construction.

-140-



Phase 7 Building A	
Level	Department
LL,1	Blue Gym
LL	Baseball Field Support
LL	Softball Field Support
Phase 7 Building B	
Level	Department
1,2	Greek Support

LEGEND:

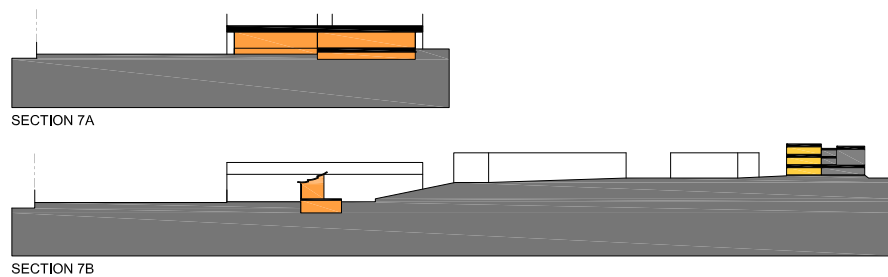
- Existing structure to remain
- New structure (previous phase)
- Renovation (previous phase)
- New structure (current phase)
- Renovation (current phase)
- New structure below
- New field (current phase)
- New field (previous phase)
- Temporary field / structure
- Demolition of existing structure
- Approx. construction area (by District)

Phase 7 Site Massing Concept



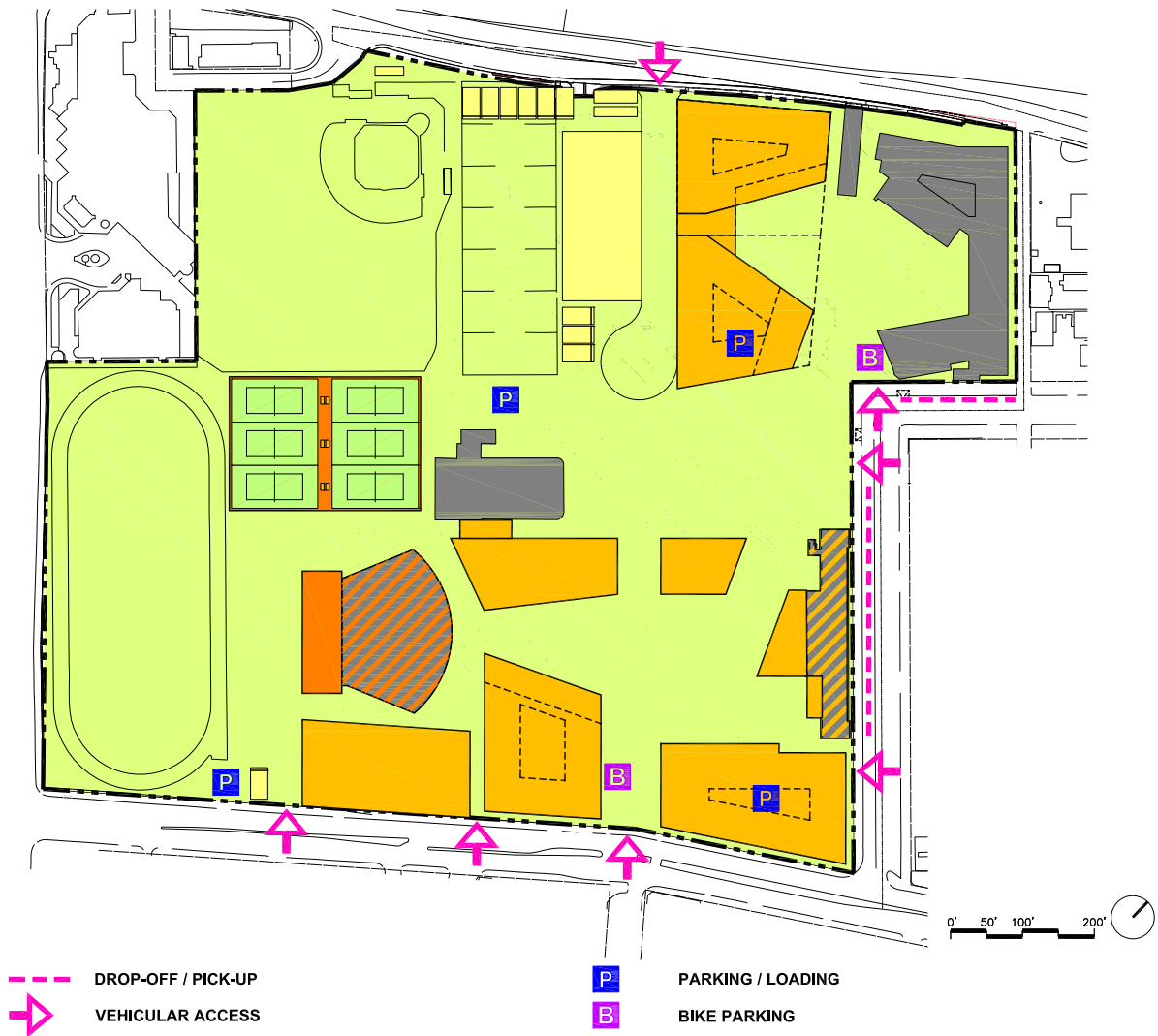
-141-

Phase 7 Landscape Concept

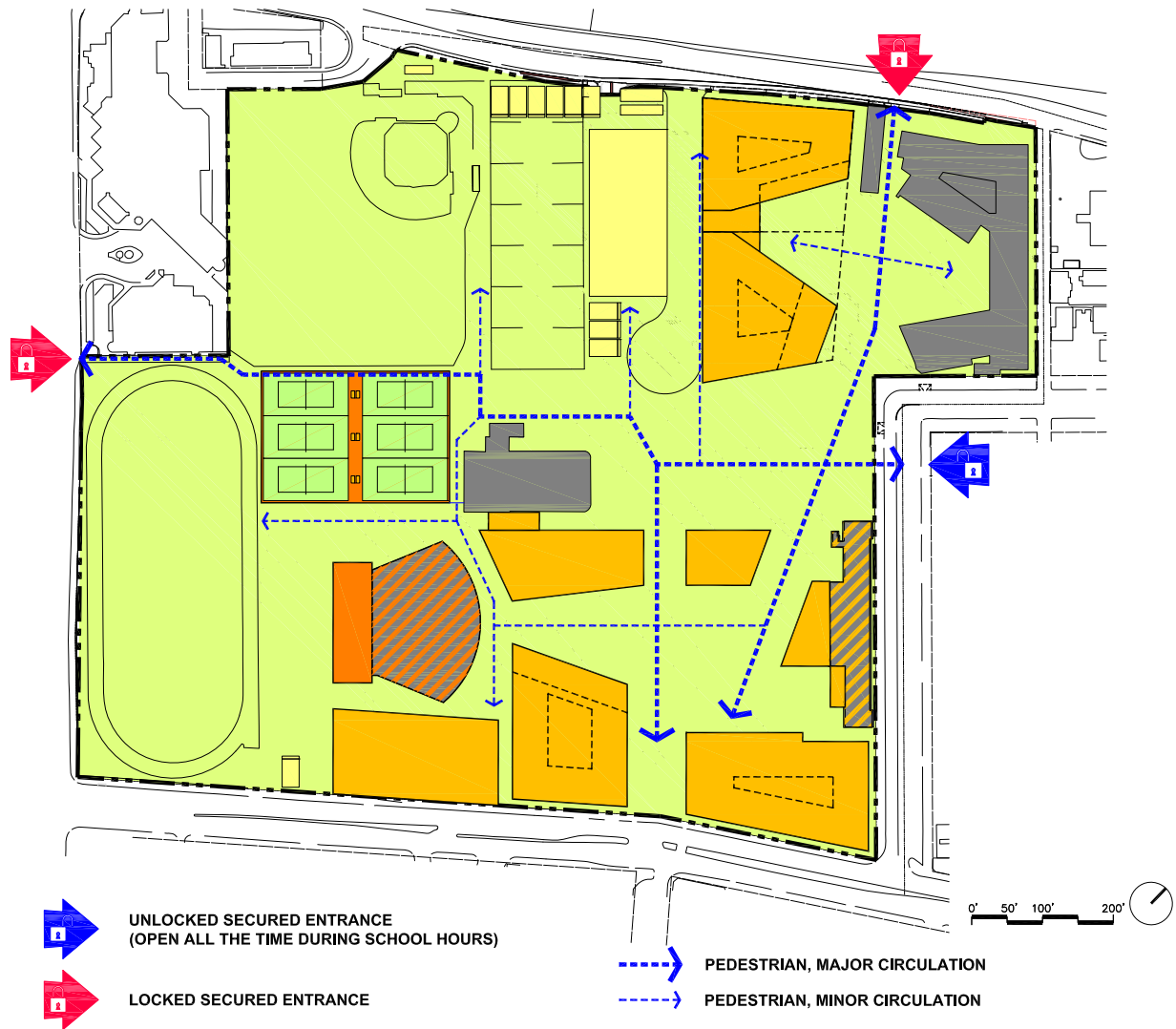


Phase 7 Site Sections

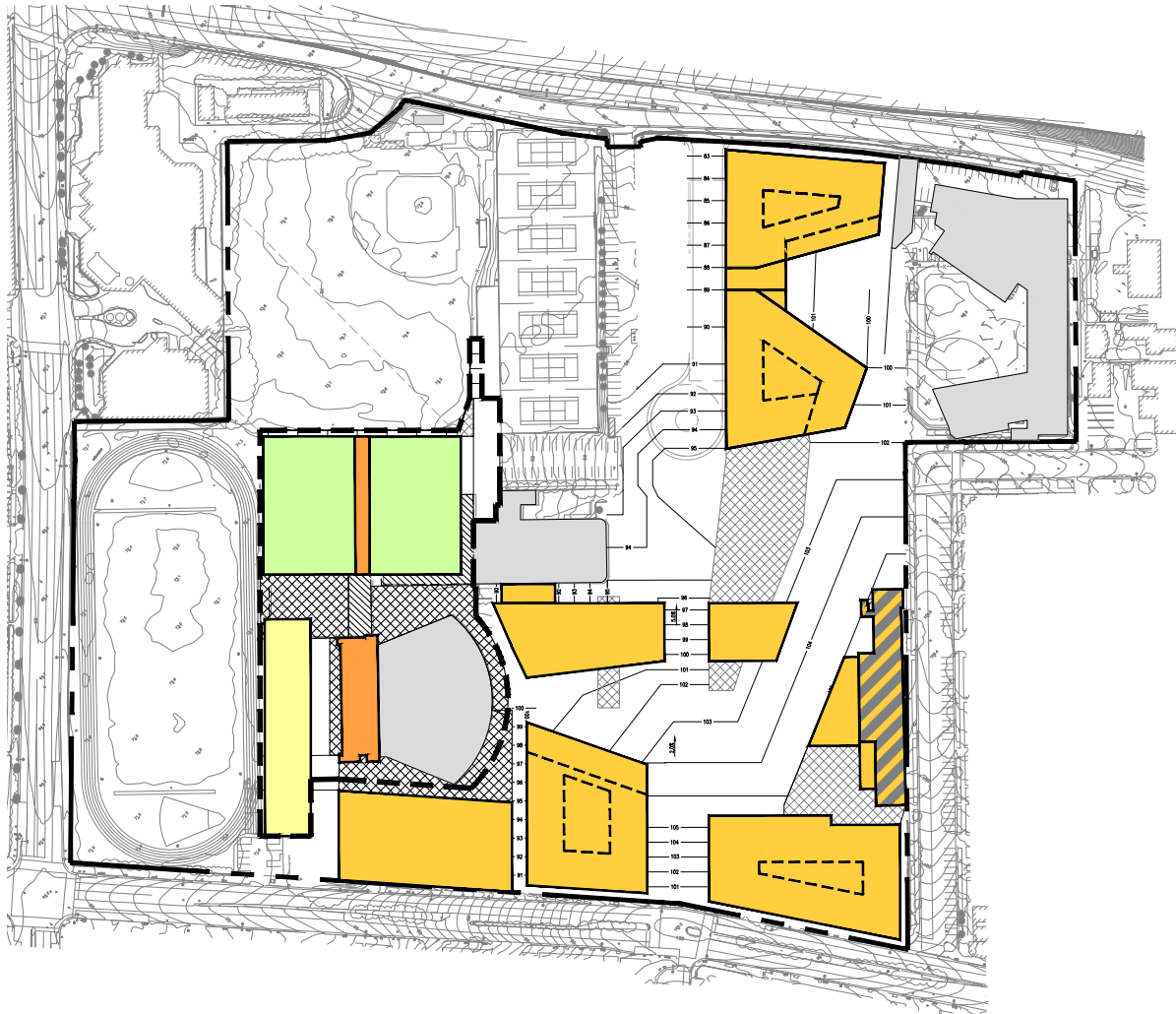
-142-



Phase 7 Vehicular Access and Parking Diagram



Phase 7 Pedestrian Circulation Diagram



-144-

LEGEND:

- Existing structure to remain
- New structure (previous phase)
- Renovation (previous phase)
- New structure (current phase)
- Renovation (current phase)
- New structure below
- New field
- Temporary field / structure
- Demolition of existing structure
- Approx. construction area (by District)
- Area of proposed grade change over 5%

Phase 7 Grading Concept

PHASE 7 BUILDING A: SPACE PROGRAM

Room No.	Component	ASF	No. Spaces	Total	Notes
BLUE GYM		Refer to CCJUP by RLB for space program details			
	Courts with Retractable Bleachers (1,600 seats)	16,200	1	16,200	
	Wrestling Room	5,000	1	5,000	
	Weight/Fitness Room	3,000	1	3,000	
	Athletic Trainers' Room	1,000	1	1,000	
	Academic Center	400	1	400	
	Multipurpose Room	1,600	1	1,600	
	Basketball Team Locker Room - Boys	600	1	600	
	Basketball Team Locker Room - Girls	500	1	500	
	Volleyball Team Locker Room - Boys	500	1	500	
	Volleyball Team Locker Room - Girls	500	1	500	
	Golf Team Locker Room - Boys	150	1	150	
	Golf Team Locker Room - Girls	150	1	150	
	Wrestling Team Locker Room - Boys	600	1	600	
	Wrestling Team Locker Room - Girls	150	1	150	
	Shower Room - Boys	930	1	930	
	Shower Room - Girls	930	1	930	
	Coaches Locker/Shower Room - Men	220	1	220	
	Coaches Locker/Shower Room - Women	220	1	220	
	Coaches Offices	1,000	1	1,000	
	Officials Changing Room	70	1	70	
	Basketball & Volleyball Storage	600	1	600	
	Wrestling Storage	500	1	500	
	Color Guard Storage	100	1	100	
	Central Storage/Distribution	1,000	1	1,000	
	Laundry Room	80	1	80	
	Public Restroom - Men	360	1	360	
	Public Restroom - Women	360	1	360	
	Concession	180	1	180	
	Ticket Booth	100	1	100	
	Lobby/Athletic Center	1,000	1	1,000	
Subtotal ASF/DGSF				38,000	
Total GSF				49,400	

-145-

BASEBALL FIELD SUPPORT		Refer to CCJUP by RLB for space program details			
	Baseball Team Locker Room	750	1	750	
	Shower Room	540	1	540	
	Officials Changing Room	70	1	70	
	Baseball Storage	120	1	120	
	Field Sport Storage	100	1	100	
	Field Maintenance Storage	400	1	400	
	Press Box	80	1	80	
	Public Restroom - Men	280	1	280	

Public Restroom - Women	280	1	280
Concession	180	1	180
Subtotal ASF/DGSF			2,800
Total GSF			3,500

Room No.	Component	ASF	No. Spaces	Total	Notes
SOFTBALL FIELD SUPPORT		Refer to CCJUP by RLB for space program details			
	Softball Team Locker Room	750	1	750	
	Shower Room	400	1	400	
	Officials Changing Room	70	1	70	
	Softball Storage	120	1	120	
	Field Sport Storage	100	1	100	
	Field Maintenance Storage	400	1	400	
	Press Box	80	1	80	
	Public Restroom - Men	240	1	240	
	Public Restroom - Women	240	1	240	
	Concession	180	1	180	
	Subtotal ASF/DGSF			2,580	
	Total GSF			2,967	

OUTDOOR TENNIS COURTS		Refer to CCJUP by RLB for space program details			
	Standard Court (6)	7,200	6	43,200	
	Exhibition Court	9,100		-	if space allows
	Bleacher Area - Standard Court (10 seats)	75	6	450	
	Bleacher Area - Exhibition Court (300 seats)	1,000		-	if space allows
	Total GSF			49,476	

TENNIS COURTS SUPPORT		Refer to CCJUP by RLB for space program details			
	Tennis Team Locker Room - Boys	250	1	250	
	Tennis Team Locker Room - Girls	250	1	250	
	Shower Room - Boys	360	1	360	
	Shower Room - Girls	360	1	360	
	Standard Court Storage	90	1	90	
	Exhibition Court Storage	90	1	90	
	Public Restroom - Men	240	1	240	
	Public Restroom - Women	240	1	240	
	Subtotal ASF/DGSF			1,880	
	Total GSF			2,162	

PHASE 7A TOTAL				
		ASF/DGSF	GSF	OTHERS
	BLUE GYM	38,000	49,400	
	BASEBALL FIELD SUPPORT	2,800	3,500	
	SOFTBALL FIELD SUPPORT	2,580	2,967	
	OUTDOOR TENNIS COURTS			49,476

TENNIS COURTS SUPPORT	1,880	2,162	
TOTAL ASF/DGSF/OTHERS	45,260	58,029	49,476

PHASE 7 BUILDING B: SPACE PROGRAM

Room No.	Component	ASF	No. Spaces	Total	Notes
GREEK AMPHITHEATRE		Refer to CCJUP by RLB for space program details			
	Stage (Upgrade)	8,400	1	8,400	
	Orchestra Pit (Upgrade)	3,600	1	3,600	
	Seating (Upgrade)	23,000	1	23,000	
	Lighting Control Booth	200	1	200	
	Sound Control Booth	100	1	100	
	Lighting & Sound Tower (6)	30	6	180	
	Loading Access (Pico Median Break)		1	-	
	Stage Access		1	-	
Subtotal ASF/DGSF				35,480	
Total GSF				40,802	

GREEK AMPHITHEATRE SUPPORT		Refer to CCJUP by RLB for space program details			
	Dressing Room - Small (2)	80	2	160	
	Dressing Room - Large (2)	450	2	900	
	Backstage Restroom/Shower - Men	640	1	640	
	Backstage Restroom/Shower - Women	640	1	640	
	Staff Restroom - Men	240	1	240	
	Staff Restroom - Women	240	1	240	
	Green Room	1,200	1	1,200	
	Production Office	200	1	200	
	Stage Storage	120	1	120	
	General Storage - Small	500	1	500	
	General Storage - Large	700	1	700	
	School Storage	500	1	500	
	Public Restroom - Men	480	1	480	
	Public Restroom - Women	480	1	480	
	Ticket Booth	180	1	180	
	Patio Dining		1	-	
	Elevated Lounge		1	-	
Subtotal ASF/DGSF				7,180	
Total GSF				9,693	

PHASE 7B TOTAL			
		ASF/DGSF	GSF
	GREEK AMPHITHEATRE	35,480	40,802
	GREEK AMPHITHEATRE SUPPORT	7,180	9,693
	TOTAL ASF/DGSF	42,660	50,495



-150-

8

PHASE 8

Givens:

- Construction staging / phasing to plan for sports fields use to minimize temporary off-site field requirements.

Project Description:

• **Demolition**

- (e) tennis courts, retaining wall and Phase 1 surface parking
- (e) Sealy Field (Baseball and Softball)
- (e) Sealy Field relocatable restroom and batting cages/storage
- (e) synthetic football / track field
- (e) 2-3 temporary outdoor basketball courts west of Greek Theater

• **Function Staging**

- Baseball, Softball and Track/Football/Soccer/La Crosse Fields either on-site or off-site depending on construction phasing
- Track and Field Storage portable moved to NW corner of Blue Gym, closer to temporary field.

• **Relocation**

- Potential to reuse Sealy Field lighting to new Baseball and Softball Fields to be determined.
- Campus Retention Basin

• **Construction**

- Baseball Multipurpose Field
- Softball Field
- Two and one half temporary outdoor basketball courts
- Temporary Track and Field/Football/Soccer/La Crosse Field
- Phase 8 surface parking lot with fenced perimeter

• **Grading**

- The field will be designed to be relatively flat, requiring retaining walls at both west and east ends of the track field. Temporary Field grade level approximately the same as future Phase 9 Stadium grade level.
- Grading of the parking lot area between Temporary Field and Blue Gym for Michigan Ave circulation and fire access, and allow for adequate slope for parking as well as gym and field entrances

- Baseball and softball fields roughly the same elevation as the (e) football field (demolished)
- The stands behind Baseball Field's home plate will transition from field level (+72') up to the elevated area between the Greek Stage and Blue Gym (+80')
- Earthwork estimate: +6,000 cy

• **Landscape**

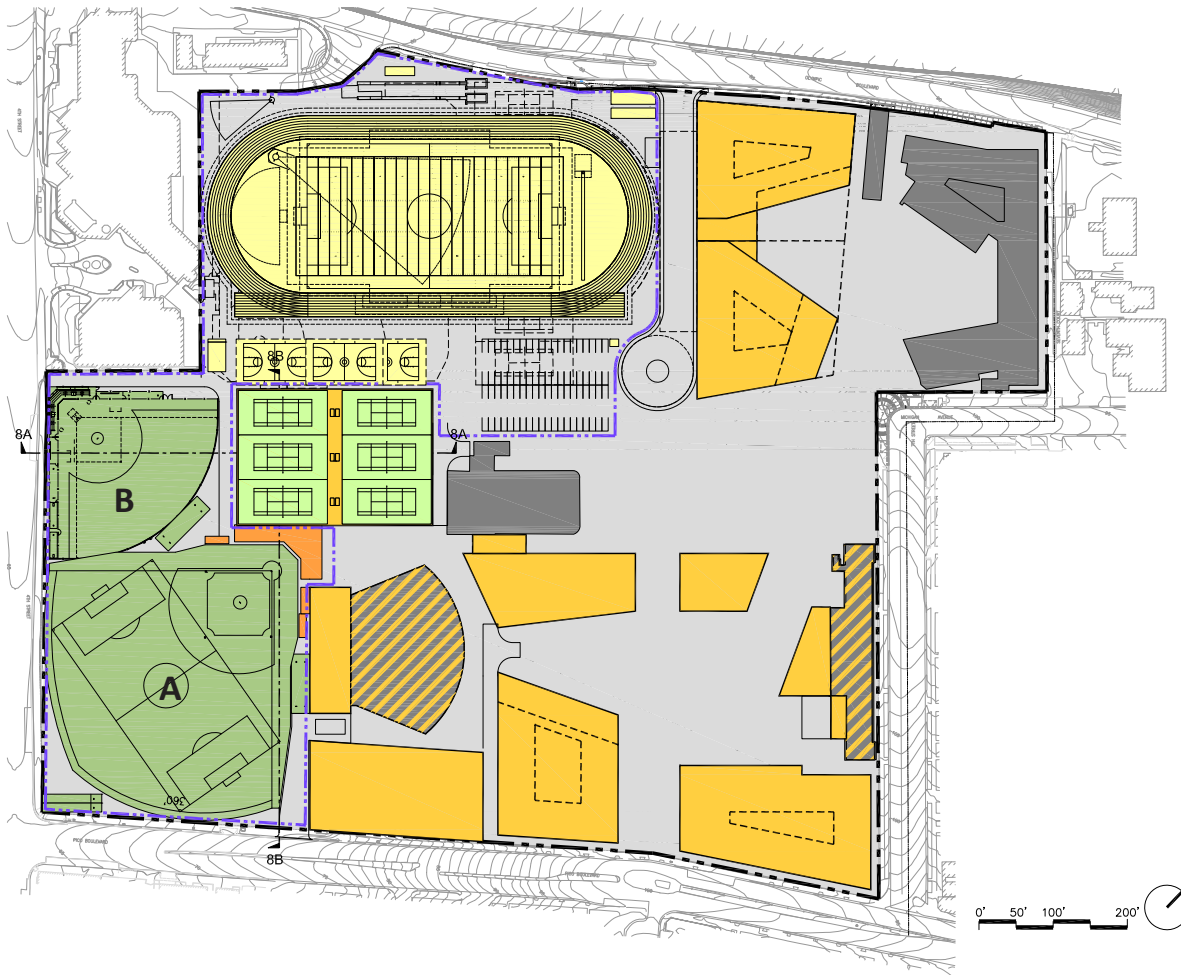
- Maintaining the trees along the north and west property lines preferred.
- Interim hardscape along Michigan Ave.
- Permanent trees added around fields.

- **Parking:** surface parking along the temporary Track and Field/Football/Soccer/La Crosse Field access from the new 6th Street alignment. +/- 150 parking spaces will be available during construction. +/- 230 parking spaces will be available after phase completion

- **Note:** Design for Phase 9 may commence either concurrently with Phase 8, or as appropriate so that construction of Phase 9 may begin directly after Phase 8 construction.

-151-

-152-



Phase 8 Facility A	
Level	Department
1	Baseball Field (multi-purpose)
Phase 8 Facility B	
Level	Department
1	Softball Field

LEGEND:

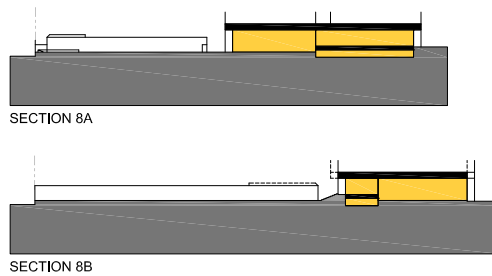
- Existing structure to remain
- New structure (previous phase)
- Renovation (previous phase)
- New structure (current phase)
- Renovation (current phase)
- New structure below
- New field (current phase)
- New field (previous phase)
- Temporary field / structure
- Demolition of existing structure
- Approx. construction area (by District)

Phase 8 Site Massing Concept



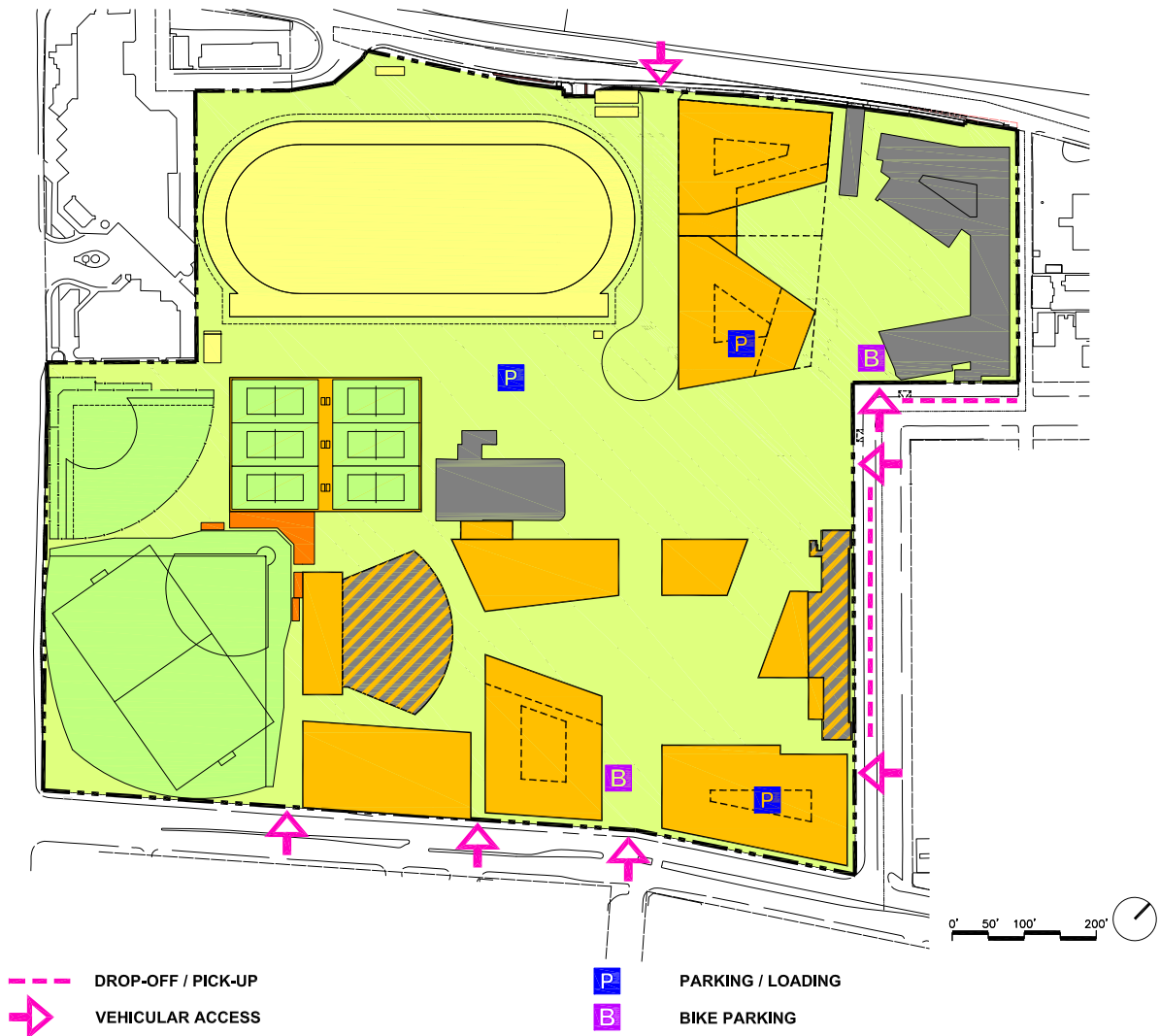
-153-

Phase 8 Landscape Concept

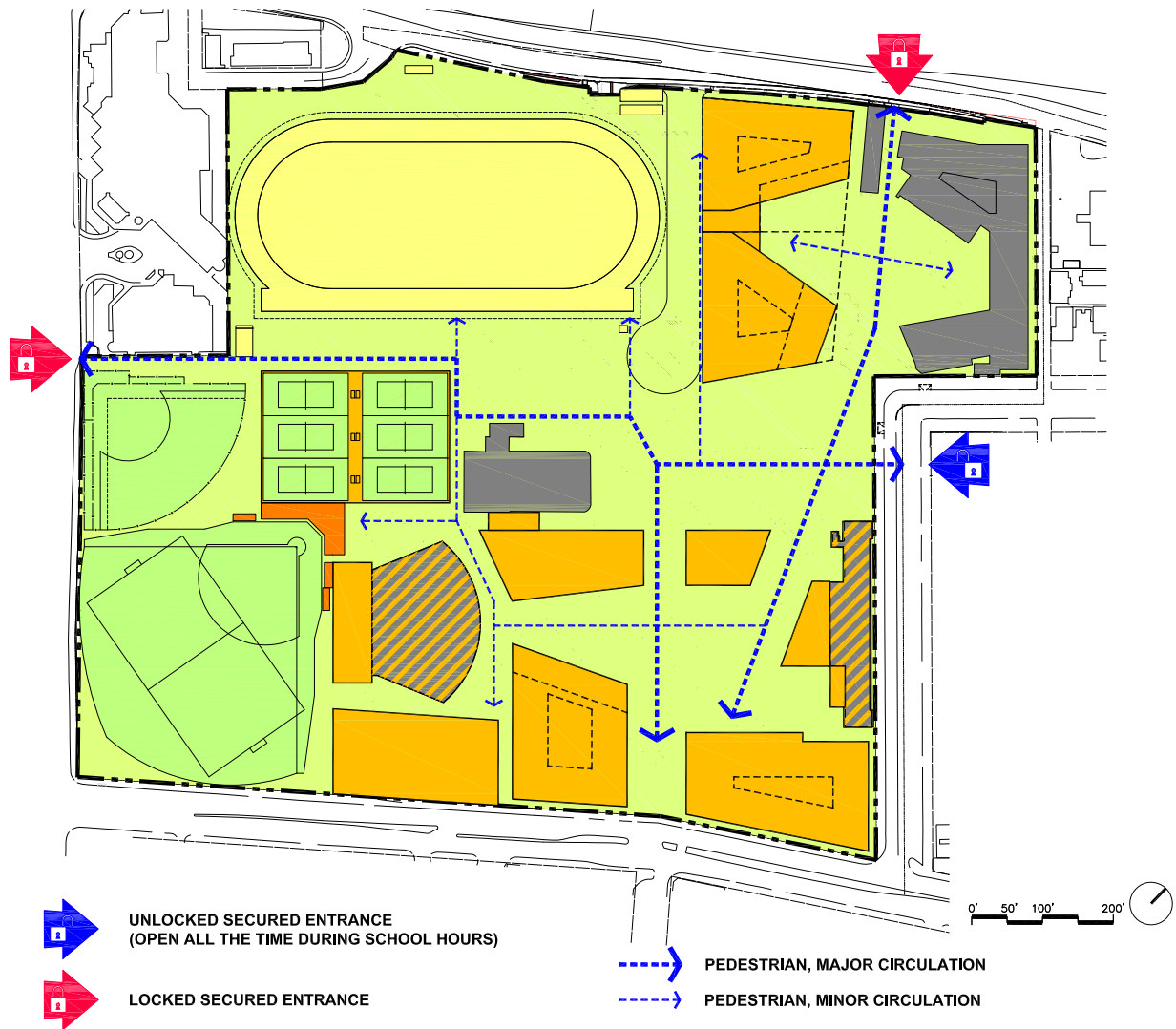


Phase 8 Site Sections

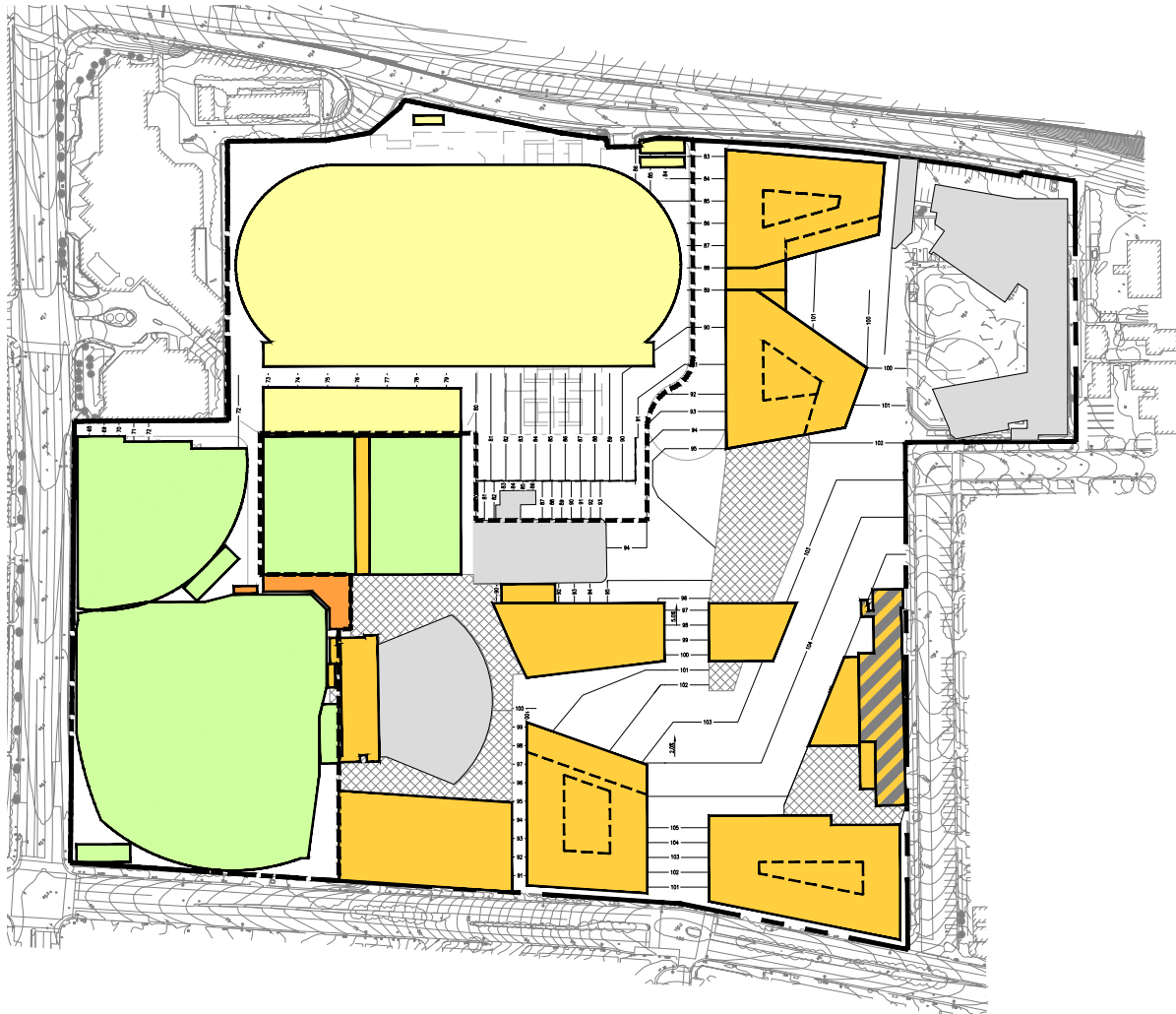
-154-



Phase 8 Vehicular Access and Parking Diagram



Phase 8 Pedestrian Circulation Diagram



-156-

LEGEND:

- Existing structure to remain
- New structure (previous phase)
- Renovation (previous phase)
- New structure (current phase)
- Renovation (current phase)
- New structure below
- New field
- Temporary field / structure
- Demolition of existing structure
- Approx. construction area (by District)
- Area of proposed grade change over 5%

Phase 8 Grading Concept

PHASE 8 FACILITY A: SPACE PROGRAM

Room No.	Component	ASF	No. Spaces	Total	Notes
BASEBALL FIELD		Refer to CCJUP by RLB for space program details			
	Field	121,000	1	121,000	
	Bleacher Area (600 permanent seats + 400 t	4,900	1	4,900	
	Dugout - Home	320	1	320	
	Dugout - Visitor	320	1	320	
	Bullpen Area (2)	2,000	2	4,000	
	Batting Cage Area (2)	1,200	2	2,400	
	Baseball Outdoor Storage	500	1	500	
	Field Sport Outdoor Storage	1,500	1	1,500	
Total GSF				134,940	

PHASE 8A TOTAL

	ASF/DGSF	GSF	OTHERS
BASEBALL FIELD			134,940
TOTAL ASF/DGSF/OTHERS			134,940

PHASE 8 FACILITY B: SPACE PROGRAM

Room No.	Component	ASF	No. Spaces	Total	Notes
SOFTBALL FIELD		Refer to CCJUP by RLB for space program details			
	Field (including fire lanes)	45,000	1	45,000	See Note below
	Bleacher Area (including circulation)	2,350	1	2,350	See Note below
	Dugout - Home	430	1	430	
	Dugout - Visitor	360	1	360	
	Bullpen Area (2)	580	2	1,160	See Note below
	Batting Cage Area (2)	450	2	900	See Note below
	Softball Outdoor Storage	500	1	500	
	Field Sport Outdoor Storage	500	1	500	
Total GSF				51,200	

PHASE 8B TOTAL			
	ASF/DGSF	GSF	OTHERS
SOFTBALL FIELD			51,200
TOTAL ASF/DGSF/OTHERS			51,200
Added Surface Parking Spaces (approx.):			80

Note: Softball field dimensions and area were reduced (from CCJUP) as approved by Campus during Science & Tech. Building Phase 2 West Site Improvements project and are used for planning by Samohi Campus Plan.



-160-

9

PHASE 9

Givens:

- The campus will have limited staging space available. Some field sports will need to be staged off-campus.
- Construction to plan for large soil export for the semi-subterranean parking lot below the stadium. Parking accessed from Olympic Blvd. spur and new 6th street entrance from Phase 1 and 2. District to explore alternate access from 4th street either via subterranean level below phase 7 Baseball/Softball Fields or via the Doubletree Hotel access drive.
- Outdoor basketball courts will need to be developed early as needed for physical education program.

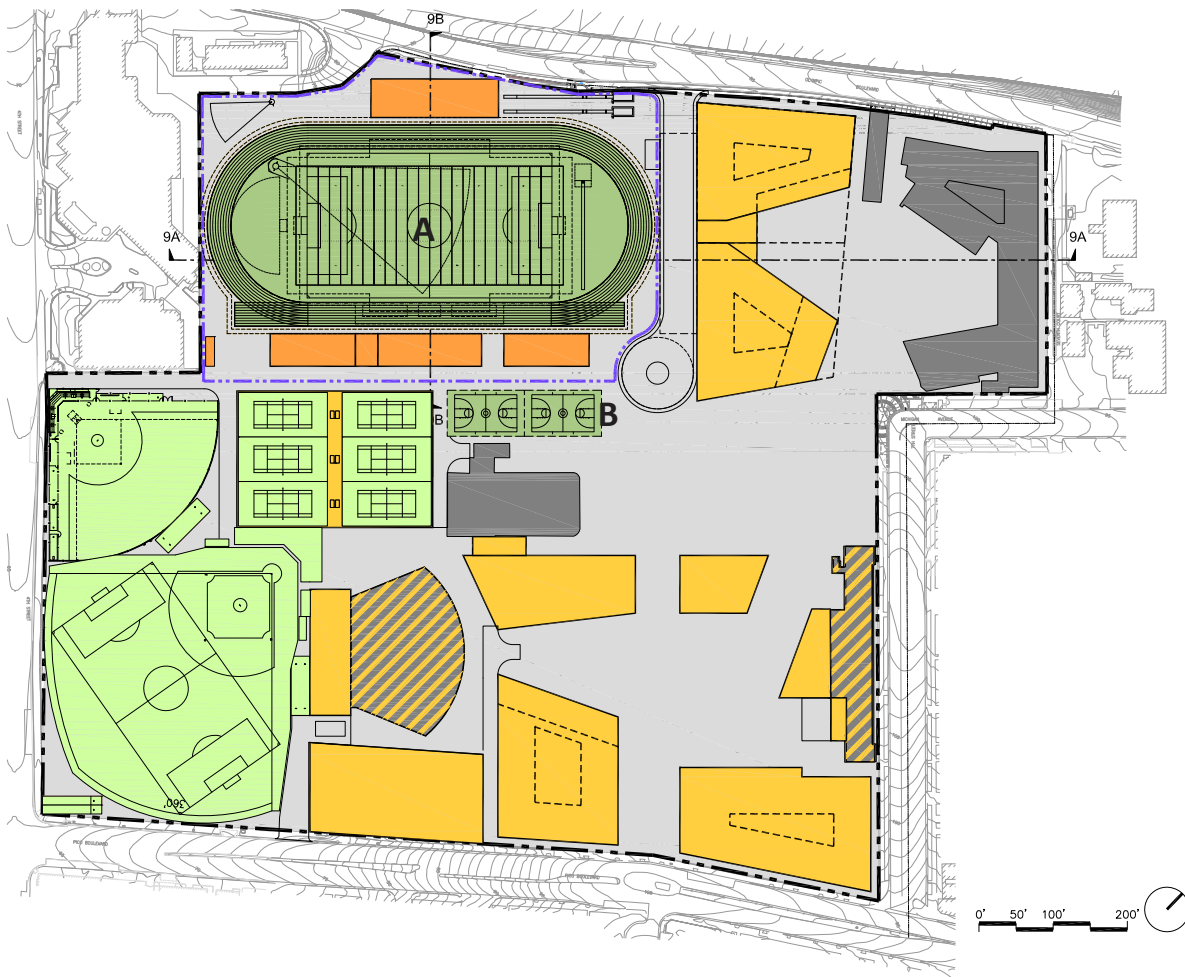
Project Description:

- **Demolition**
 - (e) temporary Track and Field/Football/Soccer/La Crosse Field
 - (e) Phase 8 surface parking lot with fenced perimeter
 - (e) temporary outdoor basketball courts
- **Function Staging**
 - Soccer on Baseball MP Field
 - Track and Field, Football, and La Crosse are generally off-site during construction
- **Relocation**
 - Emergency trailer to south west side of New Track and Field/Football/Soccer/La Crosse Stadium
 - Field Lighting around Stadium
- **Construction**
 - **Building Semi-Subterranean Level 1&2:** Structured parking, Grad Night Storage and main trash enclosure (access from Olympic Blvd. spur) with natural light and ventilation along north, west and south.
 - **Level 1:** New Track and Field/Football/Soccer/La Crosse Stadium
 - **Level 1:** Outdoor basketball courts
- **Grading**
 - The stadium and parking levels will require excavation below the Phase 8 field level, but will allow for multi-level access to the facility; minimizing retaining wall placement and allowing for natural ventilation and light.
 - Earthwork estimate: -55,000 cy

- **Landscape**

- New hardscape promenade in the Michigan Avenue Alignment.

- **Parking:** structured parking including a new access drive from Olympic Blvd. at the spur and the new 6th Street alignment. +/- 150 parking spaces will be available during construction. +/- 911 parking spaces will be available after phase completion.



-162-

Phase 9 Facility A	
Level	Department
LL	Subterranean Parking
LL,1	Football Stadium & Support
Phase 9 Facility B	
Level	Department
1	Basketball Courts

LEGEND:

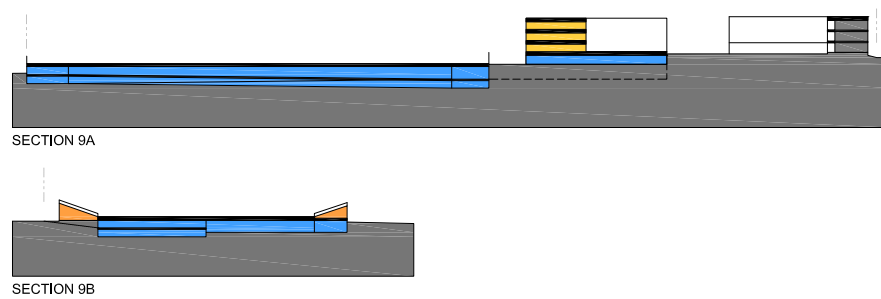
- Existing structure to remain
- New structure (previous phase)
- Renovation (previous phase)
- New structure (current phase)
- Renovation (current phase)
- New structure below
- New field (current phase)
- New field (previous phase)
- Temporary field / structure
- Demolition of existing structure
- Approx. construction area (by District)

Phase 9 Site Massing Concept



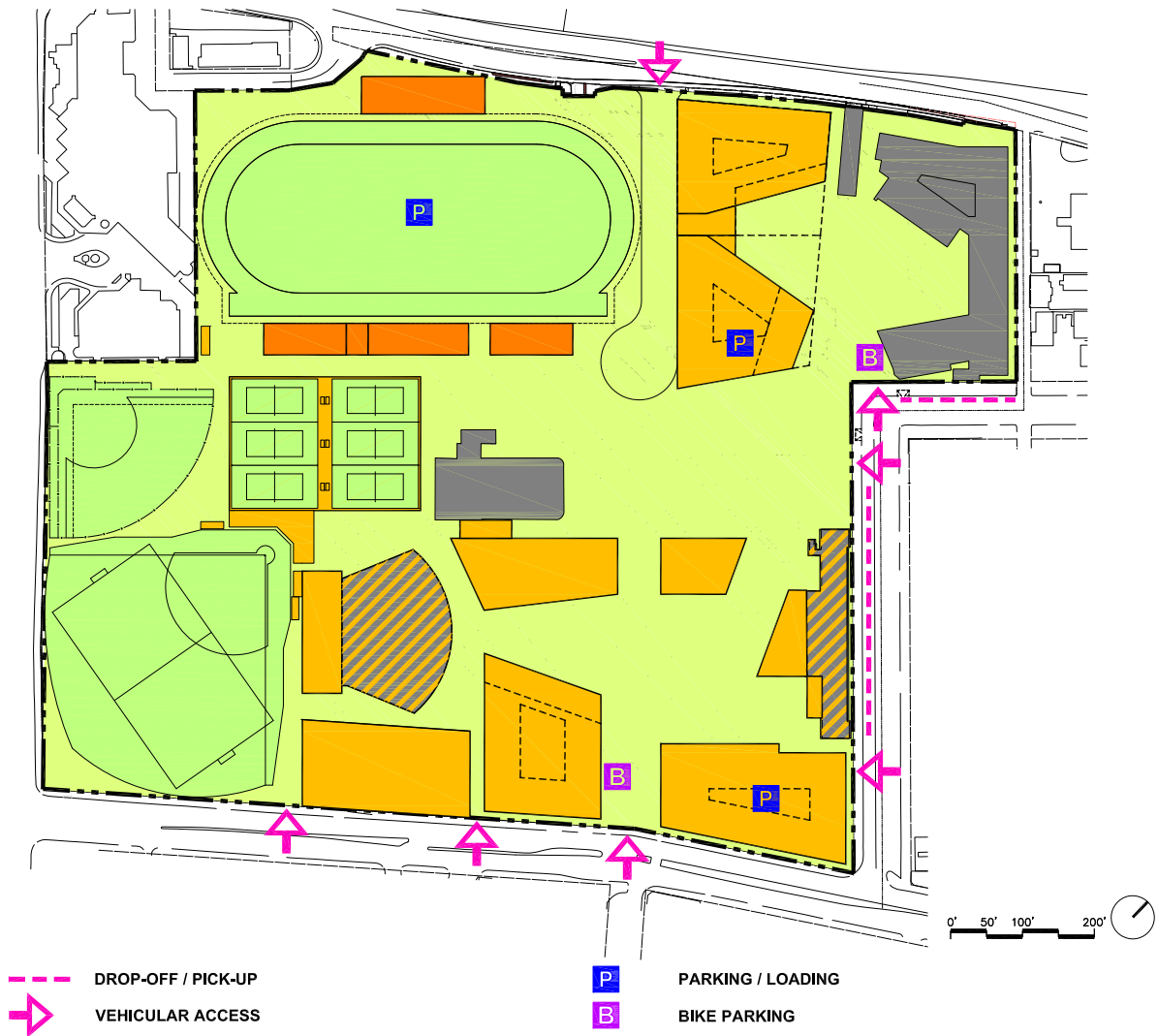
-163-

Phase 9 Landscape Concept

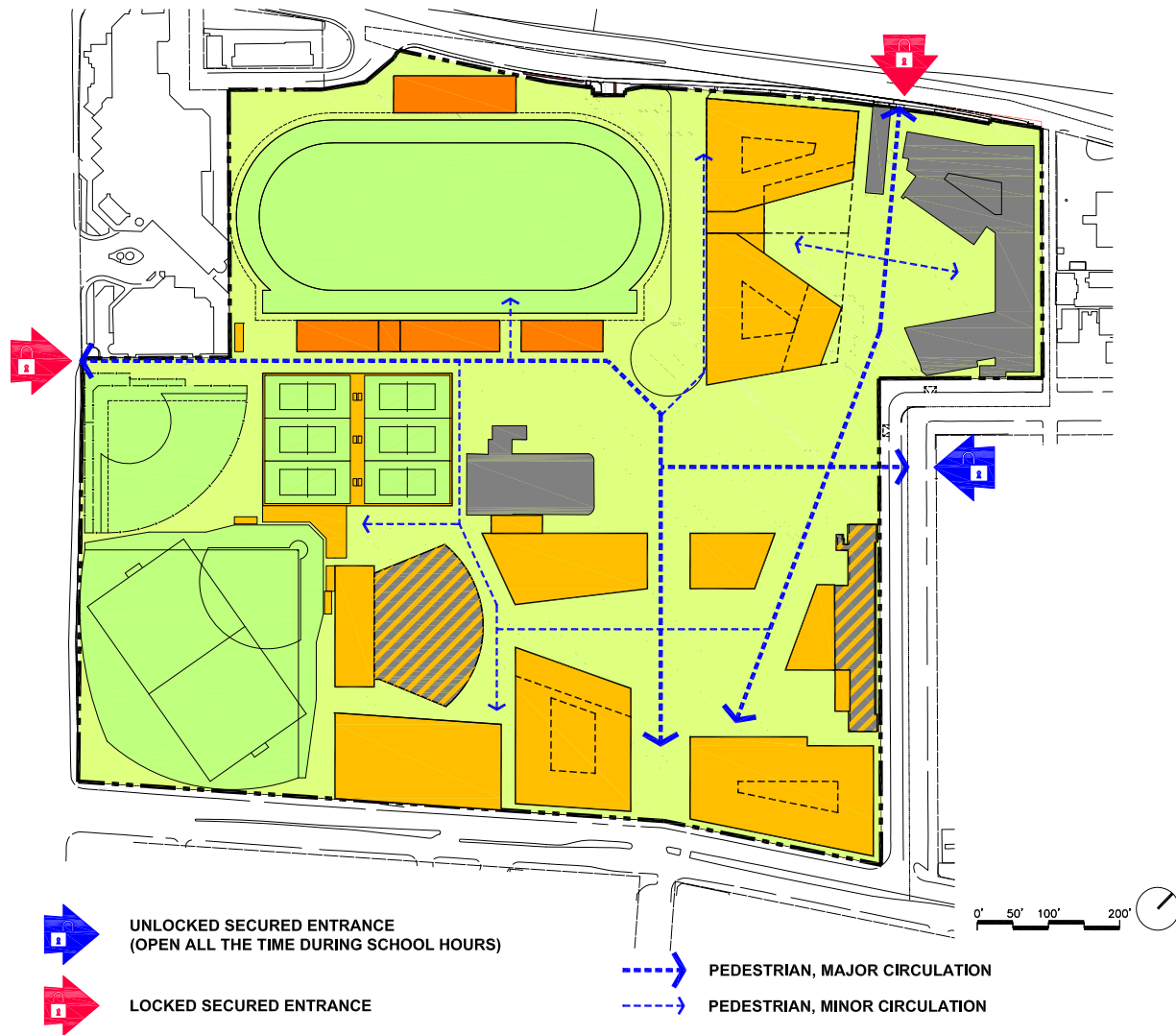


Phase 9 Site Sections

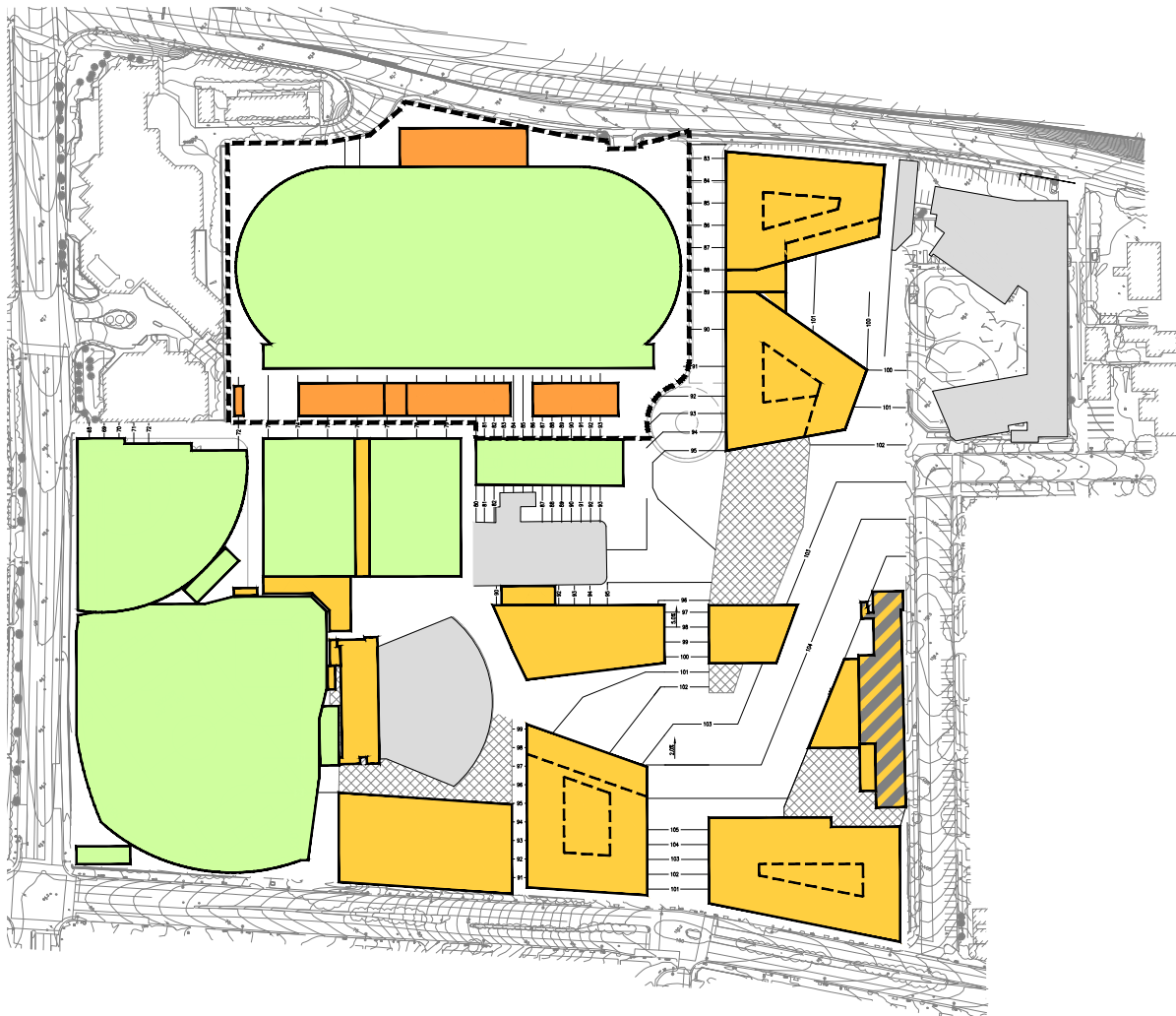
-164-



Phase 9 Vehicular Access and Parking Diagram



Phase 9 Pedestrian Circulation Diagram



-166-

LEGEND:

- Existing structure to remain
- New structure (previous phase)
- Renovation (previous phase)
- New structure (current phase)
- Renovation (current phase)
- New structure below
- New field
- Temporary field / structure
- Demolition of existing structure
- Approx. construction area (by District)
- Area of proposed grade change over 5%

Phase 9 Grading Concept

PHASE 9 FACILITY A: SPACE PROGRAM

Room No.	Component	ASF	No. Spaces	Total	Notes
FOOTBALL STADIUM		Refer to CCJUP by RLB for space program details			
	Synthetic Turf Field/Synthetic Surface Track	160,000	1	160,000	
	Bleacher Area - Home (2,500 seats)	12,200	1	12,200	
	Bleacher Area - Visitor (1,000 seats)	4,900	1	4,900	
	Football Outdoor Storage	250	1	250	
	Soccer Outdoor Storage	1,500	1	1,500	
	Track and Field Outdoor Storage	500	1	500	
Total GSF				179,350	

FOOTBALL STADIUM SUPPORT		Refer to CCJUP by RLB for space program details			
	Weight Room	1,500	1	1,500	
	Auxiliary Athletic Trainers' Room	300	1	300	
	Multipurpose Room	1,600	1	1,600	
	Football Team Locker Room	1,250	1	1,250	
	Soccer Team Locker Room - Boys	350	1	350	
	Soccer Team Locker Room - Girls	350	1	350	
	Track/Cross Country Team Locker Room - Boys	300	1	300	
	Track/Cross Country Team Locker Room - Girls	300	1	300	
	Shower Room - Boys	770	1	770	
	Shower Room - Girls	570	1	570	
	Coaches Locker/Shower Room - Men	220	1	220	
	Coaches Locker/Shower Room - Women	220	1	220	
	Coaches Office	1,000	1	1,000	
	Officials Changing Room	70	1	70	
	Staff Restroom - Men	240	1	240	
	Staff Restroom - Women	240	1	240	
	Joint-Use Office	380	1	380	
	Football Storage	480	1	480	
	Soccer Storage	200	1	200	
	Track and Field Storage	1,000	1	1,000	
	Color Guard/Band Storage	300	1	300	
	General Storage	500	1	500	
	Warming Kitchen	500	1	500	
	Food Cart Storage	150	1	150	
	Press Box/Rooftop Filming Platform	120	1	120	
	Public Restroom - Men	480	1	480	
	Public Restroom - Women	480	1	480	
	Concession	180	1	180	
	Ticket Booth	100	1	100	
Subtotal ASF/DGSF				14,150	
Total GSF				17,688	

Room No.	Component	ASF	No. Spaces	Total	Notes
----------	-----------	-----	------------	-------	-------

SEMI-SUBTERRANEAN PARKING, STORAGE, WASTE		Refer to CCJUP by RLB for space program details			
	Semi-Subterranean Parking	350	761	266,350	
	Storage Space	200	1	200	
New	Waste Management	100	12	1,200	See FSP, 12 bins
Total GSF				267,750	

PHASE 9A TOTAL				
		ASF/DGSF	GSF	OTHERS
	FOOTBALL STADIUM			179,350
	FOOTBALL STADIUM SUPPORT	14,150	17,688	
	SEMI-SUBTERRANEAN PARKING, STORAGE, WASTE			267,750
TOTAL ASF/DGSF/OTHERS		14,150	17,688	447,100

PHASE 9 FACILITY B: SPACE PROGRAM

Room No.	Component	ASF	No. Spaces	Total	Notes
BASKETBALL COURTS		Refer to CCJUP by RLB for space program details			
	CIF Practice Court (2)	6,930	2	13,860	
	Practice Court (6)	4,200		-	if space allows
Total GSF				13,860	

PHASE 9B TOTAL

	ASF/DGSF	GSF	OTHERS
BASKETBALL COURTS			13,860
TOTAL ASF/DGSF/OTHERS			13,860

ROOM BY ROOM PHASING/STAGING MATRIX

The following matrix describes the staging and relocation of function spaces in existing buildings by phase, as part of the SCP.

Rooms/Components in **red** indicates function spaces not included in the new SCP and are therefore not staged or relocated.

PHASE 1

Facility/Dept.	Components		
New		P1 Staging	P1 Location
Classroom	COW (Computers on Wheels) / Shared Printer Room		PH1
IT	IDF		PH1
M&O	Custodial Closets		PH1
	Gender Neutral Restroom		PH1
	Staff Restrooms (Classroom Bldgs.)		PH1
Misc.	QUADS (outdoor space)		PH1
EXISTING MAINTENANCE FACILITIES		P1 Staging	P1 Location
	Electrical (Adj. but sep. from Tech)		Utility Bldg
	Maintenance (Adj. but sep. from Tech)		Utility Bldg, 316 sf
BUILDING B - SCIENCE BUILDING		P1 Staging	P1 Location
	S100 General Classroom		PH1-L2,3
	S100a Office		
	S100p Prep Room		
	S101 Science Lab (n/u)		
	S101a Office		
	S101b Storage		
	S101d Storage		
	S101e Office		
	S101p Prep Room		
	S102 General Classroom		PH1-L2,3
	S102a Office		
	S102p Prep Room		
	S103 Science Lab (n/u)		
	S104 General Classroom		PH1-L2,3
	S105 PASE Lab sp ed		
	S105b Storage		
	S107 General Classroom		PH1-L2,3
	S107p Prep Room		
	S200 Science Classroom Lab		PH1-L1
	S200a Science Classroom Lab Support		PH1-L1
	S200p Science Classroom Lab Support		PH1-L1
	S201 Science Lab (n/u)		
	S201a Office (n/u)		
	S201p Prep Room (n/u)		
	S202 Science Classroom Lab		PH1-L1
	S203 Science Lab (n/u)		

PHASE 1 (continued)

	S204 General Classroom		PH1-L2,3
	S204p Prep Room		
	S205 Chemistry Lab (n/u)		
	S205a Storage (n/u)		
	S205b Storage (n/u)		
	S205p Prep Room (n/u)		
	S207 Chemistry Classroom (n/u)		
	(New) PLTW Classroom Lab		PH1-L1
	(New) PLTW Classroom Lab		PH1-L1
	(New) PLTW Classroom Lab Support		PH1-L1
	(New) PLTW Computer Lab		PH1-L1
BUILDING D - ENGLISH BUILDING (E)		P1 Staging	P1 Location
	E105 IT Storage		PH1-L1
	E106 IT storage		PH1-L1
	E106a MDF		PH1-L1
	E111 IT Storage		PH1-L1
	E113 Computer Lab		PH1-L1
BUILDING G - HISTORY BUILDING (H)		P1 Staging	P1 Location
	H100 General Classroom		PH1-L2,3
	H101 General Classroom		PH1-L2,3
	H102 General Classroom		PH1-L2,3
	H103 General Classroom		PH1-L2,3
	H106 Reception		PH1-L2
	H106a Adviser Office #1		PH1-L2
	H106b Adviser Office #2		PH1-L2
	H106c File Room		PH1-L2
	H106d House Principal Office		PH1-L2
	(New) House Principals' Storage		PH1-L2
	(New) Conference Room		PH1-L2
	(New) Teacher Leader Office		PH1-L2
	(New) Workroom/Copy		PH1-L2
	(New) House Principal's Restroom		PH1-L2
	H114 General Classroom		PH1-L2,3
	H116 General Classroom		PH1-L2,3
	H119 General Classroom		PH1-L2,3
	H120 General Classroom		PH1-L2,3
	H121 General Classroom		PH1-L2,3
	H122 General Classroom		PH1-L2,3
	H125 General Classroom		PH1-L2,3
	H208 General Classroom		PH1-L2,3

-173-

PHASE 1 (continued)

BUILDING N - POOL FACILITY		P1 Staging	P1 Location
Spaces	Pool & Deck		PH1-LB
	Bleacher Area (300 permanent seats + 300 temporary seats)		PH1-LB
	(New) Multipurpose Room		PH1-LB
	Aquatics Team Locker Room - Boys		PH1-LB
	Aquatics Team Locker Room - Girls		PH1-LB
	(New) Shower Room - Boys (shared w/ Public Restroom)		PH1-LB
	(New) Shower Room - Girls (shared w/ Public Restroom)		PH1-LB
	(New) Staff Restroom - Men		PH1-LB
	(New) Staff Restroom - Women		PH1-LB
	(New) Faculty Office/Storage		PH1-LB
	(New) Pool Office		PH1-LB
	(New) Deck Level Storage		PH1-LB
	Equipment Room		PH1-LB
	(New) Outdoor Deck Storage		PH1-LB
	Public Restroom - Men		PH1-LB
	Public Restroom - Women		PH1-LB
	(New) Concession		PH1-LB
A) TOTAL PARKING SPACES		P1 Staging	P1 Location
	Surf. Pkg, 6th Street (included in line 3)	40	90
	Barnum Hall Surf. Pkg. Lot	33	33
	South Gym Surf. Pkg. Lot	7	7
	Others	33	33
	Total Pkg Spaces	113	163
B) PARKING FUNCTION SPACES		P1 Staging	P1 Location
	Grad Nite Storage	Surf. Pkg, 6th St.	Surf. Pkg, 6th St.
SITE DEVELOPMENT COMPONENTS		P1 Staging	P1 Location
Spaces	Campus Transformer/Vault Upgrade & Relocation	Utility Building	
	Emergency Conex	Band Trailer Parking Area	Band Trailer Parking Area
	Gardener/Site Maintenance Equipment Storage	6th Surface Parking Area	6th Surface Parking Area

-174-

PHASE 2

Facility/Dept.	Components		
New		P2 Staging	P2 Location
Classroom	COW (Computers on Wheels) / Shared Printer Room		PH2
IT	IDF		PH2
M&O	Custodial Closets		PH2
	Grounds Warehouse		PH2
	Gender Neutral Restroom		PH2
	Staff Restrooms (Classroom Bldgs.)		PH2
	Waste Management		PH2
Dist. Ctr.	Loading Dock		PH2
	Distribution Warehouse (incl. window/office)		Approx. 8962 sf for future staging
	Caps & Gowns (incl. in Distribution Warehouse)		Approx. 8962 sf for future staging
Misc.	QUADS (outdoor space)		PH2
EXISTING MAINTENANCE FACILITIES		P2 Staging	P2 Location
	Maintenance (Adj. but sep. from Tech)		PH2-LB, 600 sf
BUILDING F - LANGUAGE/LIBRARY (L)		P2 Staging	P2 Location
	L111 General Classroom		PH2-L2,3
	L112 General Classroom		PH2-L2,3
	L113 General Classroom		PH2-L2,3
	L114 General Classroom		PH2-L2,3
BUILDING G - HISTORY BUILDING (H)		P2 Staging	P2 Location
Spaces	H010 Storage		PH2-LB
	H023a Storage		PH2-LB
	H023b Storage		PH2-LB
	H200 General Classroom		PH2-L2,3
	H201 General Classroom		PH2-L2,3
	H202 General Classroom		PH2-L2,3
	H203 General Classroom		PH2-L2,3
	H204 General Classroom		PH2-L2,3
	H205 General Classroom		PH2-L2,3
	H207 File Room		PH2-L2
	H209 Reception		PH2-L2
	H209a Adviser Office #2		PH2-L2
	H209b House Principal Office		PH2-L2
	H209c Adviser Office #1		PH2-L2
	(New) House Principals' Storage		PH2-L2
	(New) Conference Room		PH2-L2
	(New) Teacher Leader Office		PH2-L2

-175-

PHASE 2 (continued)

	(New) Workroom/Copy		PH2-L2
	(New) House Principal's Restroom		PH2-L2
	(New) Computer Lab		PH2-L2
	H210 General Classroom		PH2-L2,3
	H213 General Classroom		PH2-L2,3
	H214 General Classroom		PH2-L2,3
	H215 General Classroom		PH2-L2,3
	H216 General Classroom		PH2-L2,3
	H217 General Classroom		PH2-L2,3
	H218 General Classroom		PH2-L2,3
BUILDING H - BARNUM HALL (BH)		P2 Staging	P2 Location
	BH17 Grounds/Cart Storage		PH2-LB
	BH17a Grounds/Cart Storage		PH2-LB
	BH17b Grounds/Cart Storage		PH2-LB
BUILDING K - CAFETERIA BUILDING (C)		P2 Staging	P2 Location
Spaces	C100 Dining Room		PH2-L1
	C101 Custodian		PH2-L1
	C104 SAA Office		PH1-L1 (CTE)
	C105 SAA Office		PH1-L1 (CTE)
	C110 Staff Dining		PH2-L1
	C110a Women's Locker & Restroom		PH2-L1
	C110b Men's Locker & Restroom		PH2-L1
	C110c Staff Lounge		PH2-L1
	C110d Storage		PH2-L1
	C112 Serving		PH2-L1
	C120 Kitchen (Cooking, Prep, Pot Washing)		PH2-L1
	C121 Office		PH2-L1
	C122 Dry Storage		PH2-L1
	C123 Kitchen (Cooking, Prep, Pot Washing)		PH2-L1
	C124a Walk in Refrigerator		PH2-L1
	C124b Walk in Freezer		PH2-L1
	C124c Walk in Freezer		PH2-L1
	C125 Cafeteria Staff Lounge Restroom		PH2-L1
	C126 Dry Storage		PH2-L1
	C128 Vikes' Café		PH2-L1
	C129 Vikes' Café Storage		PH2-L1

PHASE 2 (continued)

	(New) Staff Restroom		PH2-L1
	(New) Cafeteria Staff Lounge		PH2-L1
	(New) Receiving Area		PH2-L1
	(New) Vikes' Café Office		PH2-L1
	(New) Vikes' Café Restroom (employee)		PH2-L1
	(New) Outdoor Dining Area (outdoor space)		PH2-L1
A) TOTAL PARKING SPACES		P2 Staging	P2 Location
	Surf. Pkg, 6th Street (included in line 3)	65	96
	Semi-Subterranean Parking		70
	Barnum Hall Surf. Pkg. Lot	33	33
	South Gym Surf. Pkg. Lot	7	7
	Electric Cart Space		Barnum Hall
	Others	33	33
	Total Pkg Spaces	138	239
B) PARKING FUNCTION SPACES		P2 Staging	P2 Location
	Grad Nite Storage	Surf. Pkg, 6th St.	PH2-LB
SITE DEVELOPMENT COMPONENTS		P2 Staging	P2 Location
	6th Street Access Road		PH2
	Emergency Conex	Band Trailer Parking Area	Band Trailer Parking Area
	Gardener/Site Maintenance Equipment Storage	6th Surface Parking Area	6th Surface Parking Area

-177-

PHASE 3

Facility/Dept.	Components		
New		P3 Staging	P3 Location
Classroom	COW (Computers on Wheels) / Shared Printer Room		PH3A
	Social Skills Support - Restroom		PH3A
Special Ed	Special Education: Life Skills / Medically Fragile		PH3A
	Special Education: Life Skills / Medically Fragile		PH3A
	Life Skills / Medically Fragile Support		PH3A
	PAES Classroom		PH3A
	PAES Classroom Support		PH3A
IT	IDF		PH3A
CTE	CTE Classroom Lab: Future		Staging space for Gallery
M&O	Custodial Closets		PH3A
	Gender Neutral Restroom		PH3A
	Staff Restrooms (Classroom Bldgs.)		PH3A
Dist. Ctr.	Distribution Warehouse (incl. window/office)	Staging space for Practice Gym.	PH2
	Caps & Gowns (incl. in Distribution Warehouse)	Staging space for Practice Gym.	PH2
Misc.	QUADS (outdoor space)		PH3A
BUILDING D - ENGLISH BUILDING (E)		P3 Staging	P3 Location
Spaces	E10 Print Shop		PH2-LB
	E10a Testing Storage		PH2-LB
BUILDING F - LANGUAGE/LIBRARY (L)		P3 Staging	P3 Location
Spaces	L100 Classroom		PH3A-L2,3
	L101 Classroom		PH3A-L2,3
	L102 Classroom		PH3A-L2,3
	L103 Classroom		PH3A-L2,3
	L104 Classroom		PH3A-L2,3
	L105 Classroom		PH3A-L2,3
	L107 Classroom		PH3A-L2,3
	L108 Classroom		PH3A-L2,3
	L108a Office		PH3A-L2
	L109 Classroom		PH3A-L2,3
	L110 Classroom		PH3A-L2,3
	L200 House Office		PH3A-L2
	L200a Office		PH3A-L2
	L200b Office		PH3A-L2
	L200c Office		PH3A-L2
	(New) House Principals' Storage		PH3A-L2
	(New) Conference Room		PH3A-L2
	(New) Advisor Office #3		PH3A-L2

-178-

PHASE 3 (continued)

	(New) File Room		PH3A-L2
	(New) Workroom/Copy		PH3A-L2
	(New) House Principal's Restroom		PH3A-L2
	L201 Classroom		PH3A-L2,3
	L202 Computer Lab		PH3A-L2
	L203 Classroom		PH3A-L2,3
	L204 Classroom		PH3A-L2,3
	L205 Classroom		PH3A-L2,3
	L206 Classroom		PH3A-L2,3
	L207 Classroom		PH3A-L2,3
	L208 Classroom (Library)		PH3A-L1
	L209 Classroom (Library)		PH3A-L1, shared w/ Year Book
	L210 Library		PH3A-L1
	210a Periodicals		PH3A-L1
	210a1 Server		PH3A-L1
	L210b Office		PH3A-L1
	L210c Office		PH3A-L1
	L210d Storage		PH3A-L1
	L210e Conference		PH3A-L1
	L210f Conference		PH3A-L1
BUILDING G - HISTORY BUILDING (H)		P3 Staging	P3 Location
	H104 Staff Lounge		
	H105 Storage (Gallery)	PH1-L1 (CTE)	PH1-L1 (CTE)
	H113 Art Gallery	PH1-L1 (CTE)	PH1-L1 (CTE)
	H113a Storage (Gallery)	PH1-L1 (CTE)	PH1-L1 (CTE)
	H118 Occupational Therapist Office	E-105	E-105
	H123 Art Lab	PH1-(CTE)	PH1-(CTE)
	H123a Office		
	H123b Storage		
	H127 IS Transition Classroom		Merge w/ Spcl Ed program
	H127a Restroom		Merge w/ Spcl Ed program
	H127b Kitchen		Merge w/ Spcl Ed program
	H207a Storage		
	H208a Storage		
BUILDING J - ADMINISTRATION BUILDING (AD)		P3 Staging	P3 Location
Spaces	AD012 Textbook Office		PH2-LB
BUILDING K - CAFETERIA BUILDING (C)		P3 Staging	P3 Location
	C104 SAA Office	PH1-L1 (CTE)	PH1-L1 (CTE)
	C105 SAA Office	PH1-L1 (CTE)	PH1-L1 (CTE)

-179-

PHASE 3 (continued)

BUILDING P - SOUTH GYM FACILITY		P3 Staging	P3 Location
Spaces	Courts with Retractable Bleachers (800 seats)	Dstrbtn Cntr/Tent/Portable	PH3B
	Fitness Room	Dstrbtn Cntr/Tent/Portable	PH3B
	Yoga Studio	Dstrbtn Cntr/Tent/Portable	PH3B
	Pep Squad Studio	Dstrbtn Cntr/Tent/Portable	PH3B
	Dance Studio with Retractable Bleachers (300 seats)	Dstrbtn Cntr/Tent/Portable	PH3B
	(New) Multipurpose Room		PH3B
	Locker/Shower Room - Boys PE	Dstrbtn Cntr/Tent/Portable	PH3B
	Locker/Shower Room - Girls PE	Dstrbtn Cntr/Tent/Portable	PH3B
	Pep Squad Team Locker Room	Dstrbtn Cntr/Tent/Portable	PH3B
	(New) Dance Changing Room - Boys		PH3B
	(New) Dance Changing Room - Girls		PH3B
	Faculty Locker/Shower Room - Men	Dstrbtn Cntr/Tent/Portable	PH3B
	Faculty Locker/Shower Room - Women	Dstrbtn Cntr/Tent/Portable	PH3B
	Faculty Offices (2)	Dstrbtn Cntr/Tent/Portable	PH3B
	(New) Officials Changing Room		PH3B
	Equipment Storage	Dstrbtn Cntr/Tent/Portable	PH3B
	(New) Yoga Storage		PH3B
	Dance Storage	Dstrbtn Cntr/Tent/Portable	PH3B
	General Storage	Dstrbtn Cntr/Tent/Portable	PH3B
	Public Restroom - Men	Dstrbtn Cntr/Tent/Portable	PH3B
	Public Restroom - Women	Dstrbtn Cntr/Tent/Portable	PH3B
	(New) Concession		PH3B
	(New) Ticket Booth		PH3B
A) TOTAL PARKING SPACES		P3 Staging	P3 Location
	Surf. Pkg, 6th Street (included in line 3)	36	96
	Semi-Subterranean Parking	70	70
	Barnum Hall Surf. Pkg. Lot	33	33
	South Gym Surf. Pkg. Lot	7	7
	Electric Cart Space	Barnum Hall	Barnum Hall
	Others	10	10
	Total Pkg Spaces	156	216
SITE DEVELOPMENT COMPONENTS		P3 Staging	P3 Location
	Emergency Conex	Band Trailer Parking Area	Band Trailer Parking Area
	Gardener/Site Maintenance Equipment Storage	6th Surface Parking Area	6th Surface Parking Area

-180-

PHASE 4

Facility/Dept.	Components		
New		P4 Staging	P4 Location
Classroom	PBS Classroom		PH4-L2,3
Classroom	COW (Computers on Wheels) / Shared Printer Room		PH4
IT	IDF		PH4
CTE	CTE Classroom Lab: Future	Staging space for Gallery	Staging space for Gallery
House Office	Reception		Future staging space
	House Principal Office		Future staging space
	House Principals' Storage		Future staging space
	Conference Room		Future staging space
	Advisor Office #1		Future staging space
	Advisor Office #2		Future staging space
	Teacher Leader Office		Future staging space
	File Room		Future staging space
	Workroom/Copy		Future staging space
	House Principal's Restroom		Future staging space
M&O	Custodial Closets		PH4
	Gender Neutral Restroom		PH4
	Staff Restrooms (Classroom Bldgs.)		PH4
Misc.	QUADS (outdoor space)		PH4
BUILDING C - BUSINESS BUILDING (B)		P4 Staging	P4 Location
Spaces	B10 Classroom		PH4-L2,3
	B100 Classroom		PH4-L2,3
	B102 Business/Marketing Classroom		PH4-L1
	B106 Entrepreneur Classroom		PH4-L1
	B110 Computer Lab		PH4-L1
	B120 Classroom		PH4-L2,3
	B200 Classroom		PH4-L2,3
	B202 Classroom		PH4-L2,3
	B205 Classroom		PH4-L2,3
	B206 Classroom		PH4-L2,3
	B207 Classroom		PH4-L2,3
	B208 Classroom		PH4-L2,3
BUILDING D - ENGLISH BUILDING (E)		P4 Staging	P4 Location
	E100 Classroom		PH4-L2,3
	E101 Classroom		PH4-L2,3
	E107 Classroom		PH4-L2,3
	E109 House Office		PH4-L2

-181-

PHASE 4 (continued)

	E109a Office		PH4-L2
	E109b Office		PH4-L2
	E109c Conference Room		PH4-L2
	E109d Office		PH4-L2
	E109e Office		PH4-L2
	(New) House Principals' Storage		PH4-L2
	(New) File Room		PH4-L2
	(New) Workroom/Copy		PH4-L2
	(New) House Principal's Restroom		PH4-L2
	E117 Classroom		PH4-L2,3
	E200 Classroom		PH4-L2,3
	E201 Classroom		PH4-L2,3
	E213 Classroom		PH4-L2,3
	E217 Classroom		PH4-L2,3
BUILDING E - ART BUILDING (A)		P4 Staging	P4 Location
Spaces	A010 Darkroom		PH4-L1
	A010a Light Trap		PH4-L1
	A010b Film		PH4-L1
	A010c Storage		PH4-L1
	A012 Photo Lab Classroom		PH4-L1
	A012a Storage Workroom		PH4-L1
	A013 Ceramics Lab Classroom		PH4-L1
	A013a Kiln		PH4-L1
	A015 Ceramics Lab Classroom		PH4-L1
	A014 Tools		PH4-L1
	A101 Ceramics Lab Classroom		PH4-L1
	A101a Sink Room and Art Storage		PH4-L1
	A101b Storage		PH4-L1
	A102 Digital Design Art Computer Lab Classroom		PH4-L1
	A103 Art Lab Classroom		PH4-L1
	A103a Sink Room and Art Storage		PH4-L1
	A105 Art Lab Classroom		PH4-L1
	Art Patio (outdoor)		PH4-L1
	(New) Ceramics Studio #2 (dry)		PH4-L1
	(New) Video/Photography Studio		PH4-L1
BUILDING F - LANGUAGE/LIBRARY (L)		P4 Staging	P4 Location
	L106 Yearbook Room	PH3A-L1 (Library Classroom)	PH3A-L1 (Library Classroom)
	L108b Storage		
	L115 Infant Toddler Center	Portable on tennis court	Portable on tennis court
	L116 Infant Toddler Center	Portable on tennis court	Portable on tennis court
	L117 Infant Toddler Center	Portable on tennis court	Portable on tennis court

PHASE 4 (continued)

	L117a Kitchen	Portable on tennis court	Portable on tennis court
	L117b Restroom	Portable on tennis court	Portable on tennis court
	L117c Office	Portable on tennis court	Portable on tennis court
	L118 Infant Toddler Center	Portable on tennis court	Portable on tennis court
	L208a Lounge / Workroom		
	L209 Classroom (Library)	PH3A-L1, shared w/ Year Book	PH3A-L1, shared w/ Year Book
BUILDING G - HISTORY BUILDING (H)		P4 Staging	P4 Location
	H105 Storage (Gallery)	PH1-L1 (CTE)	PH1-L1 (CTE)
	H113 Art Gallery	PH1-L1 (CTE)	PH1-L1 (CTE)
	H113a Storage (Gallery)	PH1-L1 (CTE)	PH1-L1 (CTE)
	H118 Occupational Therapist Office	E-105	E-105
	H123 Art Lab	PH1-(CTE)	PH4-L1
BUILDING K - CAFETERIA BUILDING (C)		P4 Staging	P4 Location
	C104 SAA Office	PH1-L1 (CTE)	PH1-L1 (CTE)
	C105 SAA Office	PH1-L1 (CTE)	PH1-L1 (CTE)
A) TOTAL PARKING SPACES		P4 Staging	P4 Location
	Surf. Pkg, 6th Street (included in line 3)	96	96
	Semi-Subterranean Parking	70	150
	Barnum Hall Surf. Pkg. Lot	33	33
	South Gym Surf. Pkg. Lot	7	7
	Electric Cart Space	Barnum Hall	Barnum Hall
	Others	6	6
	Total Pkg Spaces	212	292
SITE DEVELOPMENT COMPONENTS		P4 Staging	P4 Location
	Emergency Conex	Band Trailer Parking Area	Band Trailer Parking Area
	Gardener/Site Maintenance Equipment Storage	6th Surface Parking Area	6th Surface Parking Area

-183-

PHASE 5

Facility/Dept.	Components		
New		P5 Staging	P5 Location
IT	IDF		PH5A&B
CTE	CTE Classroom Lab: Future	Staging space for Gallery & Career Center	PH1
	CTE Classroom Lab: Biomedical	Staging space for Gallery & Career Center	PH1
House Office	Reception	Staging space for admin. space in English Building	PH4
	House Principal Office	Staging space for admin. space in English Building	PH4
	House Principals' Storage	Staging space for admin. space in English Building	PH4
	Conference Room	Staging space for admin. space in English Building	PH4
	Advisor Office #1	Staging space for admin. space in English Building	PH4
	Advisor Office #2	Staging space for admin. space in English Building	PH4
	Teacher Leader Office	Staging space for admin. space in English Building	PH4
	File Room	Staging space for admin. space in English Building	PH4
	Workroom/Copy	Staging space for admin. space in English Building	PH4
	House Principal's Restroom	Staging space for admin. space in English Building	PH4
Std. Center	Office		PH5B
	Conference Room		PH5B
	Work Room / Copy Room		PH5B
	Lounge		PH5B
M&O	Custodial Closets		PH5A&B
	Gender Neutral Restroom		PH5A&B
Misc.	QUADS (outdoor space)		PH5A&B
BUILDING C - BUSINESS BUILDING (B)		P5 Staging	P5 Location
	B10a Closet		
	B100a Office		
	B101 Mental Health Professional	J-LB (Textbook)	PH5A
	B101a Office		
	B101b Workroom		
	B101c Office		

PHASE 5 (continued)

	B106a Office	PH1-L1 (CTE)	PH5B
	B106b Storage	J-LB (Textbook)	PH1-L1
	B110a Office	PH1-L1 (CTE)	PH5B
	B111 College Center	PH1-L1 (CTE)	PH5B
	B111a Office	PH1-L1 (CTE)	PH5B
	B115 College Center	PH1-L1 (CTE)	PH5B
	B115a College Counselor	PH1-L1 (CTE)	PH5B
	B115b College Counselor	PH1-L1 (CTE)	PH5B
	B115c College Counselor	PH1-L1 (CTE)	PH5B
	B121 Workroom		
	B122 Office	PH1-L1 (CTE)	PH5B
	B124 Office	PH1-L1 (CTE)	PH5B
	B126a Storage	PH1-L1 (CTE)	PH5B
	B126b Storage	PH1-L1 (CTE)	PH5B
	B200a Office		
	B201 Office		
	B206a Office		
BUILDING D - ENGLISH BUILDING (E)		P5 Staging	P5 Location
	E10b Record Storage	PH4 Future House	PH5A
	E10c Visually Impaired	PH4 Future House	PH5A
	E103 IEP Conference Room	PH4 Future House	PH5A
	E104b Storage		
	E115 IEP Conference Room	J-LB (Textbook)	PH5A
	E201a Storage		
	E208 Green Room	Portable or BJ (Textbook)	PH5A
	E208a Restroom	Portable or BJ (Textbook)	PH5A
	E209 Humanities Center	Tent if required	PH5A
	E209a Office	Portable or BJ (Textbook)	PH5A
	E209b Costume Storage	Portable or BJ (Textbook)	PH5A
	E210 Production	Portable or BJ (Textbook)	PH5A
	E215 Speech Office	PH4 Future House	PH5A
	E302 Dressing Room	J-LB (Textbook)	PH5A
	E303 Costume Storage	J-LB (Textbook)	PH5A
	E304 Dressing Room	J-LB (Textbook)	PH5A
	E305 Dimmer Room	Tent if required	PH5A
BUILDING E - ART BUILDING (A)		P5 Staging	P5 Location
	A011a Storage		
	A107 Security Office	J-LB (Textbook)	PH5A
	Art Patio (outdoor)	PH4-L1	PH5B
BUILDING F - LANGUAGE/LIBRARY (L)		P5 Staging	P5 Location

-185-

PHASE 5 (continued)

	L106 Yearbook Room	PH3A-L1 (Library Classroom)	PH5B
	L115 Infant Toddler Center	Portable on tennis court	PH5A-L1
	L116 Infant Toddler Center	Portable on tennis court	PH5A-L1
	L117 Infant Toddler Center	Portable on tennis court	PH5A-L1
	L117a Kitchen	Portable on tennis court	PH5A-L1
	L117b Restroom	Portable on tennis court	PH5A-L1
	L117c Office	Portable on tennis court	PH5A-L1
	L118 Infant Toddler Center	Portable on tennis court	PH5A-L1
	(New) Reception		PH5A-L1
	(New) Mother's Room		PH5A-L1
	(New) Isolation Room		PH5A-L1
	Outdoor Activity Space		PH5A-L1
	L209 Classroom (Library)	PH3A-L1, shared w/ Year Book	PH3A-L1
	BUILDING G - HISTORY BUILDING (H)	P5 Staging	P5 Location
	H105 Storage (Gallery)	PH1-L1 (CTE)	PH5B
	H113 Art Gallery	PH1-L1 (CTE)	PH5B
	H113a Storage (Gallery)	PH1-L1 (CTE)	PH5B
	H118 Occupational Therapist Office	PH3A-L1 (Library Classroom)	PH5A
	BUILDING J - ADMINISTRATION BUILDING (AD)	P5 Staging	P5 Location
	Spaces		
	AD012a Cum Records Vault		PH5A
	AD100 Reception		PH5A
	AD101 Enrollment Storage		PH5A
	AD102 Conference Room		PH5A
	AD103a Activities and Athletics Office Reception		PH5B
	AD103b Athletic Director Office		PH5B
	AD103c Lead Custodian Office		PH5A
	AD103d Counseling Services Office		PH5A
	AD103e Activities Director Office		PH5B
	AD103f Activities and Athletics Office Assist Office		PH5B
	AD104 Lounge		PH5A
	AD200 Office (rest)		PH5A
	AD200a Psych Office		PH5A
	AD200e Nurse Office Exam Room		PH5A
	AD201 Psych Office		PH5A
	AD202 Psych Office		PH5A
	AD203 Nurse's Office		PH5A
	AD203a Medicine		PH5A
	AD204 Rest Area		PH5A
	AD204a Restroom		PH5A
	AD205 Rest Area		PH5A
	AD205a Restroom		PH5A

-186-

PHASE 5 (continued)

	AD300 Vikes' Inn Student Store		PH5B
	AD300a Inventory Storage		PH5B
	AD300b ASB Accounting Office		PH5B
	AD400 Office		PH5A
	AD401 Principal		PH5A
	AD401a Restroom		PH5A
	AD402 Principal's Conference Room		PH5A
	AD404 Sr Off. Specialist		PH5A
	AD405 Administration Supply Storage		PH5A
	AD406 Copy Room		PH5A
	AD500 Records		PH5A
	AD501 Records Conference Room		PH5A
	AD502 Fax and Postage Office		PH5A
	AD503 Dean's Office		PH5A
	AD504 Storage		PH5A
	AD505 Office (Sr Sponsors)		PH5A
	AD506 Office (RJ Coordinator)		PH5A
	AD507 Office (Student Outreach Specialist)		PH5A
	AD508 Office (Student Outreach Specialist)		PH5A
	AD509 Office (Student Outreach Specialist)		PH5A
	AD510 Office		PH5A
	AD511 Office		PH5A
	AD512 Parent Liaison Office		PH5A
	AD513 Parent Center Storage		PH5A
	AD514 Storage		PH5A
	AD515 Storage		PH5A
	AD516 Records Vault		PH5A
	(New) Supply Storage		PH5A
	(New) Shipping and Receiving		PH5A
	(New) Conference Room		PH5A
	(New) Medical Exam		PH5A
	(New) Restroom		PH5A
	(New) Restroom		PH5A
	(New) Treatment Room		PH5A
	(New) Shared Office / Consultation Room		PH5A
	(New) Supply / Equipment Storage		PH5A
	(New) Mental Health Professional		PH5A
	(New) Testing Room #1		PH5A
	(New) Testing Room #2		PH5A
	(New) Office #3		PH5A
	(New) Office #4		PH5A
	(New) Office #5		PH5A
	(New) Office #6		PH5A

-187-

PHASE 5 (continued)

	(New) Office #7		PH5A
	(New) Office #8		PH5A
BUILDING K - CAFETERIA BUILDING (C)		P5 Staging	P5 Location
	C104 SAA Office	J-LB (Textbook)	PH5B
	C105 SAA Office	J-LB (Textbook)	PH5B
A) TOTAL PARKING SPACES		P5 Staging	P5 Location
	Surf. Pkg, 6th Street (included in line 3)	96	96
	Semi-Subterranean Parking	150	150
	Barnum Hall Surf. Pkg. Lot	33	33
	South Gym Surf. Pkg. Lot	7	7
	Electric Cart Space	Barnum Hall	Barnum Hall
	Total Pkg Spaces	286	286
SITE DEVELOPMENT COMPONENTS		P5 Staging	P5 Location
	Emergency Conex	Band Trailer Parking Area	Band Trailer Parking Area
	Gardener/Site Maintenance Equipment Storage	6th Surface Parking Area	6th Surface Parking Area

PHASE 6

Facility/Dept.	Components		
New		P6 Staging	P6 Location
IT	IDF		PH6
M&O	Custodial Closets		PH6
Misc.	QUADS (outdoor space)		PH6
BUILDING L - MUSIC BUILDING (M)		P6 Staging	P6 Location
Spaces	M100 Choir Classroom		PH6
	M100a Office		PH6
	M100c Storage		PH6
	M101 Orchestra Classroom		PH6
	M101c Office		PH6
	M102 Band Classroom		PH6
	M102d Jazz Band Storage		PH6
	M102a Office		PH6
	M102b Percussion Storage		PH6
	M102c Storage		PH6
	M103 Instrument Storage		PH6
	M104 Uniform Storage		PH6
	M105 Library		PH6
	M105a Practice		PH6
	M105b Practice		PH6
	M105c Practice		PH6
	M105d Storage		PH6
	M200 Guitar / Piano Classroom		PH6
	M200a Office		PH6
	M200b Storage		PH6
	M201a Practice		PH6
	M201b Practice		PH6
	M201c Practice		PH6
	M201d Practice		PH6
	M201e Practice		PH6
	M202 Ensemble Practice		PH6
	(New) Sectional Room		PH6
	(New) Sectional Room		PH6

-189-

PHASE 6 (continued)

A) TOTAL PARKING SPACES		P6 Staging	P6 Location
	Surf. Pkg, 6th Street (included in line 3)	96	96
	Semi-Subterranean Parking	150	150
	Barnum Hall Surf. Pkg. Lot	33	33
	South Gym Surf. Pkg. Lot	7	7
	Electric Cart Space	Barnum Hall	Barnum Hall
	Total Pkg Spaces	286	286
SITE DEVELOPMENT COMPONENTS		P6 Staging	P6 Location
	Emergency Conex	Band Trailer Parking Area	Band Trailer Parking Area
	Gardener/Site Maintenance Equipment Storage	6th Surface Parking Area	6th Surface Parking Area

PHASE 7

Facility/Dept.	Components		
New		P7 Staging (if req'd)	P7 Location
M&O	Custodial Closets		PH7
	Gender Neutral Restroom		PH7
BUILDING M - BLUE GYM FACILITY		P7 Staging (if req'd)	P7 Location
Spaces	Courts with Retractable Bleachers (1,600 seats) *game will be played at Gold Gym. during	Tent/Portable	PH7A
	Wrestling Room	Tent/Portable	PH7A
	Weight/Fitness Room	Tent/Portable	PH7A
	Athletic Trainers' Room	Tent/Portable	PH7A
	(New) Academic Center		PH7A
	Multipurpose Room	Tent/Portable	PH7A
	Basketball Team Locker Room - Boys	Tent/Portable	PH7A
	Basketball Team Locker Room - Girls	Tent/Portable	PH7A
	(New) Volleyball Team Locker Room - Boys		PH7A
	(New) Volleyball Team Locker Room - Girls		PH7A
	(New) Golf Team Locker Room - Boys		PH7A
	(New) Golf Team Locker Room - Girls		PH7A
	Wrestling Team Locker Room - Boys	Tent/Portable	PH7A
	(New) Wrestling Team Locker Room - Girls		PH7A
	Shower Room - Boys	Tent/Portable	PH7A
	Shower Room - Girls	Tent/Portable	PH7A
	Coaches Locker/Shower Room - Men	Tent/Portable	PH7A
	Coaches Locker/Shower Room - Women	Tent/Portable	PH7A
	Coaches Offices	Tent/Portable	PH7A
	(New) Officials Changing Room		PH7A
	Basketball & Volleyball Storage	Tent/Portable	PH7A
	Wrestling Storage	Tent/Portable	PH7A
	Color Guard Storage	Tent/Portable	PH7A
	Central Storage/Distribution	Tent/Portable	PH7A
	(New) Laundry Room		PH7A
	Public Restroom - Men	PH3B/Tent/Portable	PH7A
	Public Restroom - Women	PH3B/Tent/Portable	PH7A
	Concession	PH3B/Tent/Portable	PH7A
	(New) Ticket Booth		PH7A
	Lobby/Athletic Center	PH3B/Tent/Portable	PH7A

-191-

PHASE 7 (continued)

A) GREEK AMPHITHEATRE		P7 Staging (if req'd)	P7 Location
Spaces	Stage (Upgrade)	Quads	PH7B
	Orchestra Pit (Upgrade)	Quads	PH7B
	Seating (Upgrade)	Quads	PH7B
	(New) Lighting Control Booth		PH7B
	(New) Sound Control Booth		PH7B
	(New) Lighting & Sound Tower (6)		PH7B
	(New) Loading Access (Pico Median Break)		PH7B
	(New) Stage Access		PH7B
B) GREEK AMPHITHEATRE SUPPORT FACILITY		P7 Staging (if req'd)	P7 Location
Spaces	(New) Dressing Room - Small (2)		PH7B
	(New) Dressing Room - Large (2)		PH7B
	(New) Backstage Restroom/Shower - Men		PH7B
	(New) Backstage Restroom/Shower - Women		PH7B
	(New) Staff Restroom - Men		PH7B
	(New) Staff Restroom - Women		PH7B
	(New) Green Room		PH7B
	(New) Production Office		PH7B
	(New) Stage Storage		PH7B
	(New) General Storage - Small		PH7B
	N105 General Storage - Large	Portable/Tent (w/ gym)	PH7B
	(New) School Storage		PH7B
	(New) Public Restroom - Men		PH7B
	(New) Public Restroom - Women		PH7B
	(New) Ticket Booth		PH7B
	(New) Patio Dining		PH7B
	(New) Elevated Lounge		PH7B
B) FOOTBALL STADIUM SUPPORT FACILITY / FIELD HOUSE		P7 Staging (if req'd)	P7 Location
	Track and Field Storage	Portable	Portable
B) BASEBALL FIELD SUPPORT FACILITY / FIELD HOUSE		P7 Staging (if req'd)	P7 Location
Spaces	(New) Baseball Team Locker Room		PH7A
	(New) Shower Room		PH7A
	(New) Officials Changing Room		PH7A
	Baseball Storage		PH7A
	(New) Field Sport Storage		PH7A
	(New) Field Maintenance Storage		PH7A
	(New) Press Box		PH7A
	(New) Public Restroom - Men		PH7A
	(New) Public Restroom - Women		PH7A
	(New) Concession		PH7A

PHASE 7 (continued)

B) SOFTBALL FIELD SUPPORT FACILITY / FIELD HOUSE		P7 Staging (if req'd)	P7 Location
Spaces	(New) Softball Team Locker Room		PH7A
	(New) Shower Room		PH7A
	(New) Officials Changing Room		PH7A
	(New) Softball Storage		PH7A
	(New) Field Sport Storage		PH7A
	(New) Field Maintenance Storage		PH7A
	(New) Press Box		PH7A
	(New) Public Restroom - Men		PH7A
	(New) Public Restroom - Women		PH7A
	(New) Concession		PH7A
A) OUTDOOR TENNIS		P7 Staging (if req'd)	P7 Location
Spaces	Standard Court (6)		PH7A
	(New) Exhibition Court if allowed		PH7A if allowed
	Bleacher Area - Standard Court (10 seats)		PH7A
	(New) Bleacher Area - Exhibition Court (300 seats) if allowed		PH7A if allowed
B) TENNIS COURTS SUPPORT FACILITY / FIELD HOUSE		P7 Staging (if req'd)	P7 Location
Spaces	(New) Tennis Team Locker Room - Boys		P7A
	(New) Tennis Team Locker Room - Girls		P7A
	(New) Shower Room - Boys		P7A
	(New) Shower Room - Girls		P7A
	Standard Court Storage		P7A
	(New) Exhibition Court Storage if allowed		P7A
	(New) Public Restroom - Men		P7A
	(New) Public Restroom - Women		P7A
OUTDOOR BASKETBALL		P7 Staging (if req'd)	P7 Location
Spaces	CIF Practice Court (2)	former Pool and S Gym Site	former Pool and S Gym Site
	Practice Court (1 existing + 5 new) if allowed	former Pool and S Gym Site if allowed	former Pool and S Gym Site if allowed
A) TOTAL PARKING SPACES		P7 Staging (if req'd)	P7 Location
	Surf. Pkg, 6th Street (included in line 3)	0	96
	Semi-Subterranean Parking	150	150
	Barnum Hall Surf. Pkg. Lot	33	33
	South Gym Surf. Pkg. Lot	7	7
	Electric Cart Space	Barnum Hall	Barnum Hall
	Total Pkg Spaces	190	286

-193-

PHASE 7 (continued)

SITE DEVELOPMENT COMPONENTS		P7 Staging (if req'd)	P7 Location
	Emergency Conex	Band Trailer Parking Area	Band Trailer Parking Area
	Gardener/Site Maintenance Equipment Storage	6th Surface Parking Area	6th Surface Parking Area

PHASE 8

Facility/Dept.	Components		
A) FOOTBALL / SOCCER / TRACK / STADIUM		P8 Staging (if req'd)	P8 Location
Spaces	Synthetic Turf Field/Synthetic Surf. Track	Off site if required	PH8C
	Bleacher Area - Home	Off site if required	PH8C
B) FOOTBALL STADIUM SUPPORT FACILITY / FIELD HOUSE		P8 Staging (if req'd)	P8 Location
	Track and Field Storage	Portable	Portable
A) BASEBALL / MULTIPURPOSE		P8 Staging (if req'd)	P8 Location
Spaces	Synthetic Turf Field	Off site if required	PH8A
	Bleacher Area (600 permanent seats + 400 temporary seats)	Off site if required	PH8A
	Dugout - Home	Off site if required	PH8A
	Dugout - Visitor	Off site if required	PH8A
	Bullpen Area (2)	Off site if required	PH8A
	Batting Cage Area (2)	Off site if required	PH8A
	Baseball Outdoor Storage	Off site if required	PH8A
	(New) Field Sport Outdoor Storage		PH8A
A) SOFTBALL / MULTIPURPOSE		P8 Staging (if req'd)	P8 Location
Spaces	Synthetic Turf Field	Off site if required	PH8B
	(New) Bleacher Area (250 permanent seats + 250 temporary seats)		PH8B
	Dugout - Home	Off site if required	PH8B
	Dugout - Visitor	Off site if required	PH8B
	Bullpen Area (2)	Off site if required	PH8B
	Batting Cage Area (2)	Off site if required	PH8B
	(New) Softball Outdoor Storage		PH8B
	(New) Field Sport Outdoor Storage		PH8B
OUTDOOR BASKETBALL		P8 Staging (if req'd)	P8 Location
Spaces	CIF Practice Court (2)	btwn blue gym & temp. stadium	btwn blue gym & temp. stadium
	Practice Court (1 existing + 5 new) if allowed	btwn blue gym & temp. stadium if allowed	btwn blue gym & temp. stadium if allowed
A) TOTAL PARKING SPACES		P8 Staging (if req'd)	P8 Location
	Semi-Subterranean Parking	150	150
	Electric Cart Space	Barnum Hall	Barnum Hall
	Others	0	
	Total Pkg Spaces	150	230

-195-

PHASE 8 (continued)

SITE DEVELOPMENT COMPONENTS		P8 Staging (if req'd)	P8 Location
	Emergency Conex	Band Trailer Parking Area	Temp Stadium Area
	Gardener/Site Maintenance Equipment Storage	6th Surface Parking Area	Temp Stadium Area

PHASE 9

Facility/Dept.	Components		
New		P9 Staging (if req'd)	P9 Location
IT	IDF		
M&O	Custodial Closets		PH9A
	Gender Neutral Restroom		PH9A
	Waste Management		PH9A
A) FOOTBALL / SOCCER / TRACK / STADIUM		P9 Staging (if req'd)	P9 Location
Spaces	Synthetic Turf Field/Synthetic Surf. Track	Off site	PH9A
	Bleacher Area - Home	Off site	PH9A
	(New) Bleacher Area - Visitor		PH9A
	(New) Football Outdoor Storage		PH9A
	(New) Soccer Outdoor Storage		PH9A
	(New) Track and Field Outdoor Storage		PH9A
B) FOOTBALL STADIUM SUPPORT FACILITY / FIELD HOUSE		P9 Staging (if req'd)	P9 Location
Spaces	(New) Weight Room		PH9A
	(New) Auxiliary Athletic Trainers' Room		PH9A
	(New) Multipurpose Room		PH9A
	(New) Football Team Locker Room		PH9A
	(New) Soccer Team Locker Room - Boys		PH9A
	(New) Soccer Team Locker Room - Girls		PH9A
	(New) Track/Cross Country Team Locker Room - Boys		PH9A
	(New) Track/Cross Country Team Locker Room - Girls		PH9A
	(New) Shower Room - Boys		PH9A
	(New) Shower Room - Girls		PH9A
	(New) Coaches Locker/Shower Room - Men		PH9A
	(New) Coaches Locker/Shower Room - Women		PH9A
	(New) Coaches Office		PH9A
	(New) Officials Changing Room		PH9A
	(New) Staff Restroom - Men		PH9A
	(New) Staff Restroom - Women		PH9A
	(New) Joint-Use Office		PH9A
	(New) Football Storage		PH9A
	(New) Soccer Storage		PH9A
	Track and Field Storage	Portable	PH9A
	(New) Color Guard/Band Storage		PH9A
	(New) General Storage		PH9A
	(New) Warming Kitchen		PH9A
	(New) Food Cart Storage		PH9A
	(New) Press Box/Rooftop Filming Platform		PH9A

-197-

PHASE 9 (continued)

	(New) Public Restroom - Men		PH9A
	(New) Public Restroom - Women		PH9A
	(New) Concession		PH9A
	(New) Ticket Booth		PH9A
OUTDOOR BASKETBALL		P9 Staging (if req'd)	P9 Location
Spaces	CIF Practice Court (2)	btwn blue gym & temp. stadium	PH9B
	Practice Court (1 existing + 5 new) if allowed	btwn blue gym & temp. stadium if allowed	PH9B if allowed
A) TOTAL PARKING SPACES		P9 Staging (if req'd)	P9 Location
	Semi-Subterranean Parking	150	150
	Subterranean Parking under Football Stadium	0	761
	Electric Cart Space	Barnum Hall	Barnum Hall
	Total Pkg Spaces	150	911
B) PARKING FUNCTION SPACES		P9 Staging (if req'd)	P9 Location
Spaces	(New) Storage Space		PH9A
SITE DEVELOPMENT COMPONENTS		P9 Staging (if req'd)	P9 Location
	Emergency Conex	Temp Stadium Area	PH9A
	Gardener/Site Maintenance Equipment Storage	Temp Stadium Area	PH9A

APPENDIX - INPUT SHEETS

The following Input Sheets reflect input from owner, user, faculty and committee workshops and interviews and define the anticipated area and adjacency requirements of the project.

Notes:

Existing room numbers are noted in green. Spaces without room numbers are new spaces

Meeting Spaces - Samohi requests the ability to concurrently conduct (5) House meetings (for 150 students each) indoors. A House Principal will meet with one House grade level at a time. Potential locations include: the Prep Squad Studio and Dance Studio (combined) in the Gold Gym (CCJUP), the Humanities Center (divided into two meeting rooms), the Library, and the Cafeteria Dining Room.

All spaces are to be designed to current codes. Input Sheets incorporate user group information related to function use and proximity/adjacency only, and do not include detailed project program analysis of facilities systems and campus development. Notes related to these systems included in Input Sheets are limited to items specifically requested by the user group to assist in planning.

Function Space Program

Department Index
General Classrooms

- GENERAL CLASSROOMS & COW STORAGE

Function Space Program

Input Sheet

Function Space Name	<ul style="list-style-type: none"> General Classrooms & COW Storage
Description:	<ul style="list-style-type: none"> General Education Classrooms Collaborative Teaching (Collab) Classrooms COW (Computer on Wheels) Storage
Department Association (Physical):	<ul style="list-style-type: none"> House
Room Number:	<ul style="list-style-type: none"> Replaced classrooms (Refer to Education Specifications for room numbers of the replaced classrooms) New COW Storage New Social Skills Classroom Restroom Existing classrooms to remain <ul style="list-style-type: none"> I201, I202, I203, I204, I205, I207, I209, I211, I301, I302, I303, I304, I305, I306, I307, I308, I309, I311 Existing COW Storage to remain <ul style="list-style-type: none"> I221b, I211e, I311b, I311c
Quantity:	<ul style="list-style-type: none"> (69) classrooms to replace (71) existing classrooms including: <ul style="list-style-type: none"> (63) General Classrooms Business/Marketing Classroom B102 Entrepreneur Classroom B106 New ASB Classroom New PBS Classroom (2) New Social Skills Classrooms (11) COW storage (1 per 8 classrooms; 15 total desired) (1) Social Skill Classroom Restroom (18) Existing General Classrooms to remain (Innovation Bldg.) (4) Existing COW Storage to remain (Innovation Bldg.)
Assignable Square Feet in ASF / Approximate # Occupants:	<ul style="list-style-type: none"> General Classroom: 1,200 ea / 35-40 occ. Business/Marketing Classroom B102: 1,800 / 35-40 occ. Entrepreneur Classroom B106: 1,800 / 35-40 occ. ASB Classroom: 2,400 / 35-40 occ. PBS Classroom: 1,200 / 10-20 occ. Social Skills Classroom: 1,200 ea. / TBD

	<ul style="list-style-type: none"> • Social Skills Classroom Restroom: 100 / 1-2 occ. • COW Storage: 100 ea. (for two COW carts, 32 laptops ea. cart) / no occ.
Adjacency/Proximity Requirements:	<ul style="list-style-type: none"> • Grouped with other General Classrooms and proximate to associated House Office • Proximate to COW storage • Proximate to Staff Restrooms (Classroom Bldgs); provide 3 unisex Staff Restrooms per floor of classrooms, dispersed) • Marketing/Business Classroom B102 proximate to Entrepreneur Classroom B106 • Marketing/Business Classroom B102 and Entrepreneur B106 proximate to Video / Photography Studio, Vikes' Inn, Student Center and Art Department
Activities/Uses:	<ul style="list-style-type: none"> • General Education and Collab Classroom activities • Business/Marketing Classroom B102 includes information technology and web development; CTE program • Entrepreneur B106; CTE program
Special Spatial Requirements:	<ul style="list-style-type: none"> • Various desk group formations including round table • (8) permanent computer workstations • Min. 60" between desks (center-to-center horizontally) and min 60" between desks front to back preferred for AP testing (or other large meeting rooms for yearly testing will be used) • Min. 36" aisles preferred • Preferred classroom aspect ratio is square (or wide relative to teaching wall) classrooms, deep rectangle not desired • Paired Houses within a building or proximate preferred (helpful w/disciplinary actions) • Interior corridors are desirable for community (open doors at all times) and cleanliness as well as open court circulation per the Innovation Building • Two doors for ea. classroom • House classrooms preferred on the same level but Houses classrooms distributed on multiple floors should be centered around House Office

Function Space Program

**Department Index
Special Education**

- SPECIAL EDUCATION CLASSROOMS
- SPECIAL EDUCATION CLASSROOM SUPPORT

Function Space Program

Input Sheet

Function Space Name:	<ul style="list-style-type: none"> Special Education Classroom
Description:	<ul style="list-style-type: none"> Classroom
Department Association (Physical):	<ul style="list-style-type: none"> N/A
Room Number:	<ul style="list-style-type: none"> New Special Education Classrooms
Quantity:	<ul style="list-style-type: none"> (2) New Life Skills/Med Fragile Special Ed. Classrooms New PAES Classroom (2) Existing Special Education Classrooms <i>I102 and I104 (Life Skills / Medically Fragile) to remain</i>
Assignable Square Feet in ASF / Approximate # Occupants:	<ul style="list-style-type: none"> Life Skills / Medically Fragile Special Ed. Classroom: 1,200 ea. / 15 students, 15 professionals, 2 teachers PAES Classroom: 1,200 / TBD
Adjacency/Proximity Requirements:	<ul style="list-style-type: none"> Adjacent to Special Education Classroom Support Note: if a Transition Classroom is provided, it is preferably located on edge of campus or potentially part of SMC campus to foster independence.
Activities/Uses:	<ul style="list-style-type: none"> Special Education program
Special Spatial Requirements:	<ul style="list-style-type: none"> Alternate configurations: <ul style="list-style-type: none"> Social Skills: 3 teachers and 15 students require 1,200 asf plus support SAI: 1,200 asf, no support spaces PBS: 1,800 sf, no support spaces Transition classroom can potentially be relocated to Innovation building (i.e. H127)

-206-

Function Space Program

Input Sheet

Function Space Name:	<ul style="list-style-type: none"> Special Education Classroom Support
Description:	<ul style="list-style-type: none"> Special Education Classroom Support Spaces
Department Association (Physical):	<ul style="list-style-type: none"> None
Room Number:	<ul style="list-style-type: none"> New Special Education Classroom Support Existing Support Suite to remain: <ul style="list-style-type: none"> Sensory Room <i>I102b</i> Washer/Dryer/Storage <i>I102c</i> Restroom w/changing facility <i>I102a, I104a</i>
Quantity:	<ul style="list-style-type: none"> New Life Skills/Medically Fragile Classroom Support New Special Education Support Existing Special Education Classroom Support to remain (Innovation Building)
Assignable Square Feet in ASF / Approximate # Occupants:	<ul style="list-style-type: none"> Life Skills/Medically Fragile Classroom Support: 600 / including: <ul style="list-style-type: none"> Sensory Room Washer/Dryer/Storage Restroom w/changing facility Special Education Support: 300 / 2 occ.
Adjacency/Proximity Requirements:	<ul style="list-style-type: none"> Life Skills/Medically Fragile Classroom Support directly adjacent to and shared by (2) Life Skills/Medically Fragile Classrooms Special Education Support directly adjacent to PAES Classroom
Activities/Uses:	<ul style="list-style-type: none"> Special Education support space activities
Special Spatial Requirements:	<ul style="list-style-type: none"> Large equipment clearances including lift space around room and in restroom / sensory rooms Support includes toilet and laundry

-207-

Function Space Program

**Section Index
Computer Labs IT**

- COMPUTER LAB
- INFORMATION TECHNOLOGY (IT)

Function Space Program

Input Sheet

Function Space Name:	<ul style="list-style-type: none"> Computer Lab
Description:	<ul style="list-style-type: none"> Open Computer Lab Classroom
Department Association (Physical):	<ul style="list-style-type: none"> Computer Lab/IT
Room Number:	<ul style="list-style-type: none"> Computer Labs B110, E113, L202 New Computer Lab Computer Lab I101 existing to remain (in Innovation Bldg.)
Quantity:	<ul style="list-style-type: none"> (4) Computer Labs (1) existing Computer Lab to remain (in Innovation Bldg.)
Assignable Square Feet in ASF / Approximate # Occupants:	<ul style="list-style-type: none"> Computer Lab B110, E113, L202: 1,500 ea. / 35-40 occ. Computer Lab: 1,500 ea. / 35-40 occ.
Adjacency/Proximity Requirements:	<ul style="list-style-type: none"> (1) per House
Activities/Uses:	<ul style="list-style-type: none"> Open Computer Lab instruction
Special Spatial Requirements:	<ul style="list-style-type: none"> Ample workspace between computers Collaboration space

-209-

Function Space Program

Input Sheet

Function Space Name:	<ul style="list-style-type: none"> Information Technology (IT)
Description:	<ul style="list-style-type: none"> MDF IDF IT Storage
Department Association (Physical):	<ul style="list-style-type: none"> Computer Lab/IT
Room Number:	<ul style="list-style-type: none"> IT / AV Storage E105,E106,E111 MDF room E106a New IDF rooms
Quantity:	<ul style="list-style-type: none"> (1) IT / AV Storage E105,E106,E111 (combined) (1) MDF E106a (replaced even if English Bldg. not replaced) New IDF rooms (quantity TBD)
Assignable Square Feet in ASF / Approximate # Occupants:	<ul style="list-style-type: none"> IT / AV Storage E105,E106,E111: 500 / 0 occ. MDF E106a: 264 / 0 occ. IDF rooms: 150 ea. / 0 occ. (space included in GSF)
Adjacency/Proximity Requirements:	<ul style="list-style-type: none"> Stacking of IDF preferred
Activities/Uses:	<ul style="list-style-type: none"> Information technology rooms and storage space
Special Spatial Requirements:	<ul style="list-style-type: none"> IDF room requires space for min. (2) racks MDF 106a to match existing size.

Function Space Program

Department Index
Physical Science / PLTW

- SCIENCE CLASSROOM LAB
- SCIENCE / PLTW CLASSROOM LAB SUPPORT
- PROJECT LEAD THE WAY (PLTW) CLASSROOM LAB
- PROJECT LEAD THE WAY (PLTW) COMPUTER LAB

Function Space Program

Input Sheet

Function Space Name:	<ul style="list-style-type: none"> Science Classroom Lab
Description:	<ul style="list-style-type: none"> Physical Sciences Classroom Labs (wet and dry)
Department Association (Physical):	<ul style="list-style-type: none"> Physical Sciences
Room Number:	<ul style="list-style-type: none"> Science Classroom Lab S200, S202
Quantity:	<ul style="list-style-type: none"> (2) Physical Science Classroom Labs S200, S202 (15) Existing Science Classroom Labs to remain (Innovation Bldg.): I107, I109, I111, I113, I115, I213, I215, I217, I219, I221, I223, I313, I315, I317, I319
Assignable Square Feet in ASF / Approximate # Occupants:	<ul style="list-style-type: none"> Science Classroom Lab S200, S202: 1,800 ea. / 35-40 occ.
Adjacency/Proximity Requirements:	<ul style="list-style-type: none"> Adjacent to ground floor access preferred. Proximate to (e) Science Classroom Labs and (e) Science Lab Storage (in Innovation Building)
Activities/Uses:	<ul style="list-style-type: none"> Physical Science Instruction Lab activities
Special Spatial Requirements:	<ul style="list-style-type: none"> Min. (9) lab island/peninsula stations Note: Area in Innovation Building acceptable for approx. 36 students only

Function Space Program

Input Sheet

Function Space Name:	<ul style="list-style-type: none"> Science / Project Lead the Way (PLTW) Classroom Lab Support
Description:	<ul style="list-style-type: none"> Classroom Lab Support Prep Rooms and Storage
Department Association (Physical):	<ul style="list-style-type: none"> Physical Science / PLTW
Room Number:	<ul style="list-style-type: none"> New Science Classroom Lab Support New PLTW Classroom Lab Support Existing Science Classroom Lab Support to remain (Innovation Bldg): <i>I107p, I109p, I113p, I213p, I217p, I221p, I313p, I317p, I211a, I211b, I211c</i>
Quantity:	<ul style="list-style-type: none"> New Science Classroom Lab Support (shared by two Sciences Classroom Labs) New PLTW Classroom Lab Support (shared by two PLTW Classroom Labs) Existing to remain (Innovation Building) <ul style="list-style-type: none"> (8) Prep Rooms (1) Science Lab Storage (1) Workroom (1) Chemical Storage
Assignable Square Feet (ASF) / Approximate # Occupants:	<ul style="list-style-type: none"> Science Classroom Lab Support: 563 ea. / 2-4 occ. PLTW Classroom Lab Support: 563 ea. / 2-4 occ.
Adjacency/Proximity Requirements:	<ul style="list-style-type: none"> Science Classroom Lab Support adjacent to and shared by two Sciences Classroom Labs PLTW Classroom Lab Support adjacent to and shared by two PLTW Classroom Labs Proximate to Physical Science
Activities/Uses:	<ul style="list-style-type: none"> Support and activities storage.
Special Spatial Requirements:	<ul style="list-style-type: none"> See current equipment for casework. (innovation Bldg Prep room casework is not the standard)

-213-

Function Space Program

Input Sheet

Function Space Name:	<ul style="list-style-type: none"> • PLTW Classroom Labs
Description:	<ul style="list-style-type: none"> • Science and engineering classroom
Department Association (Physical):	<ul style="list-style-type: none"> • Physical Science
Room Number:	<ul style="list-style-type: none"> • New PLTW Classroom Labs
Quantity:	<ul style="list-style-type: none"> • (2)
Assignable Square Feet in ASF / Approximate # Occupants:	<ul style="list-style-type: none"> • 1,800 ea. / 35 occ.
Adjacency/Proximity Requirements:	<ul style="list-style-type: none"> • Adjacent to PLTW Classroom Lab Support and proximate to PLTW computer lab • Proximate to Science Department in Innovation Bldg. • Proximate to freight elevator (keyed access and operation) • Adjacent to grade access preferred for heavy equipment • Adjacent to new Physical Science Labs
Activities/Uses:	<ul style="list-style-type: none"> • Science/Technology/Engineering/Math classroom activities
Special Spatial Requirements:	<ul style="list-style-type: none"> • Classroom arrangement with open lab space • (30) Computer workstations (along perimeter) • Large worktables for groups • Natural light • Noise from equipment, i.e. CNC will require acoustical walls if adjacent to other classrooms • Outlets in center of room (posts or floor) with millwork 'hubs' for data and power outlet protection from

Function Space Program**Input Sheet**

Function Space Name:	<ul style="list-style-type: none"> • PLTW Computer Lab
Description:	<ul style="list-style-type: none"> • Computer Lab for PLTW
Department Association (Physical):	<ul style="list-style-type: none"> • PLTW / Physical Sciences
Room Number:	<ul style="list-style-type: none"> • New PLTW Computer Lab
Quantity:	<ul style="list-style-type: none"> • (1)
Assignable Square Feet (ASF) / Approximate # Occupants:	<ul style="list-style-type: none"> • 1,800 / 30 occ.
Adjacency/Proximity Requirements:	<ul style="list-style-type: none"> • Adjacent to PLTW Classroom Labs • Proximate to Physical Sciences
Activities/Uses:	<ul style="list-style-type: none"> • Computer Labs activities.
Special Spatial Requirements:	<ul style="list-style-type: none"> • (30) computer workstations

-215-

Function Space Program

**Department Index
Career Technical Education (CTE)**

- CTE CLASSROOM LABS
- CTE CLASSROOM LAB SUPPORT

Function Space Program

Input Sheet

Function Space Name:	<ul style="list-style-type: none"> Career Technical Education (CTE) Classroom Lab
Description:	<ul style="list-style-type: none"> CTE Classroom Labs for Biomedical/Sport Therapy and Future programs
Department Association (Physical):	<ul style="list-style-type: none"> CTE
Room Number:	<ul style="list-style-type: none"> New Biomedical CTE Classroom Lab New Future CTE Classroom Lab
Quantity:	<ul style="list-style-type: none"> (2) Classroom Labs
Assignable Square Feet in ASF / Approximate # Occupants:	<ul style="list-style-type: none"> 1,800 ea. / 35-40 occ.
Adjacency/Proximity Requirements:	<ul style="list-style-type: none"> Biomedical CTE Classroom Lab proximate to Physical Sciences in New Building <i>Note: Possibly allocate (1) CTE Classroom Lab per house, TBD.*</i>
Activities/Uses:	<ul style="list-style-type: none"> CTE Classroom Lab activities Future CTE Classroom Lab for new program TBD at a later time.
Special Spatial Requirements:	<ul style="list-style-type: none"> 'Island' workstation configurations preferred vs 'peninsulas'. Mobile casework for flexibility

-217-

**Note: Auto Technology (Innovation Building) is a CTE classroom. I302 currently used as PLTW classroom. See General Classrooms and Visual Arts for (4) additional classrooms with CTE programs.*

Function Space Program**Input Sheet**

Function Space Name:	<ul style="list-style-type: none"> Career Technical Education (CTE) Classroom Lab Support
Description:	<ul style="list-style-type: none"> CTE Classroom Lab Support
Department Association (Physical):	<ul style="list-style-type: none"> CTE
Room Number:	<ul style="list-style-type: none"> CTE Classroom Lab Support B106b
Quantity:	<ul style="list-style-type: none"> (1)
Assignable Square Feet in ASF / Approximate # Occupants:	<ul style="list-style-type: none"> 563 / 2-4 occ.
Adjacency/Proximity Requirements:	<ul style="list-style-type: none"> Adjacent to and shared by (2) CTE Classroom Labs
Activities/Uses:	<ul style="list-style-type: none"> CTE Classroom Support space for preparation, storage and office activities
Special Spatial Requirements:	<ul style="list-style-type: none"> No Special Requirements

Function Space Program

Department Index
Visual Art and Gallery

- ART STUDIOS
- ART STUDIO SUPPORT
- ART GALLERY

Function Space Program

Input Sheet

Function Space Name:	<ul style="list-style-type: none"> Art Studios
Description:	<ul style="list-style-type: none"> Art Studio Classroom Labs
Department Association (Physical):	<ul style="list-style-type: none"> Visual Arts
Room Number:	<ul style="list-style-type: none"> Photo Studio Classroom A012/a (CTE program) Ceramics Studio #1 (wet) A013 & Ceramics Studio #1 (dry) A015 Ceramics Studio #2 (wet) A101 & New Ceramics Studio #2 (dry) Art Studio Classroom #2 A103 (Painting, Drawing, AP studio) Art Studio Classroom #3 A105 (Drawing / Art fundamentals) Digital Design Lab A102 (CTE program) Multimedia Studio H123 (CTE program) New Video/Photography Studio
Quantity:	<ul style="list-style-type: none"> (8) Classroom Labs
Assignable Square Feet in ASF / Approximate # Occupants:	<ul style="list-style-type: none"> Photo Studio Classroom A012/a: 1,200 / 28 occ. Ceramics Studio #1 (wet) A013: 1,000 / 28 occ. & Ceramics Studio #1 (dry) A015: 1,000 / 28 occ. Ceramics Studio #2 (wet) A101: 1,000 / 28 occ. & Ceramics Studio #2 (dry): 1,000 / 28 occ. Art Studio Classroom A103: 1,200 / 28 occ.; Painting, Drawing, AP studio Art Studio Classroom A105: 1,200 / 28 occ. Drawing / Art fundamentals Digital Design Lab A102: 1,800 / 28 occ; Multi-media Lab H123: 1,800 / 28 occ. Video/Photography Studio: 1,200 / 28 occ.

Adjacency/Proximity Requirements:	<ul style="list-style-type: none"> • Photo Studio Classroom A012/a and Multimedia Lab H123 adjacent to new Video / Photography Studio • Photo Studio Classroom A012/a adjacent to grade access preferred • Video / Photography Studio location to allow for frequent production equipment access • Ceramics Studios adjacent to outdoor space and truck access preferred • Art Studio Classrooms A103 and A105 adjacent to shared Art Studio Support space • Ceramics Studios #1 (wet and dry) and #2(wet and dry) to be adjacent to Art Studio Support kilns and one typical Art Studio Support space • Visual Arts proximate to Library and Art Gallery • Digital Design Lab A102 proximate to campus Information Systems. • Art Studio Classrooms and Ceramics Studios adjacent to outdoor circulation space for working outside in natural light
Activities/Uses:	<ul style="list-style-type: none"> • Art studio and digital media studio activities.
Special Spatial Requirements:	<ul style="list-style-type: none"> • Multi-media Lab H123 to provide traditional classroom space, projection space, media workstations, studio production, video installation space (or this function can be part of the art gallery) and sound proof studio. Provide layout for collaboration more like creative agencies than classroom. • Photo Studio Classroom A012/a requires (3) changing rooms (standing), an adjacent darkroom (for 12) and cubbies. • Digital design does not require natural light • Video / Photography Studio divided into 700 sf Video Studio and 500 sf Photography Studio

Function Space Program

Input Sheet

Function Space Name:	<ul style="list-style-type: none"> Art Studio Support
Description:	<ul style="list-style-type: none"> Sink Room Art Storage
Department Association (Physical):	<ul style="list-style-type: none"> Visual Arts
Room Number:	<ul style="list-style-type: none"> Shared Kiln Area/ Tools A013a/A014 Darkroom / Photography Support A010/a/b/c Support Area #1 A101a Support Area #2 A101b Support Area #3 A103a
Quantity:	<ul style="list-style-type: none"> (5)
Assignable Square Feet in ASF / Approximate # Occupants:	<ul style="list-style-type: none"> Shared Kiln Area/ Tools A013a/A014: 500 / no occ. Darkroom/Photography Support A010/a/b/c: 500 / 12 occ. Support Area #1 A101a: 500 / TBD Support Area #2 A101b: 500 / TBD Support Area #3 A103a: 500 / TBD
Adjacency/Proximity Requirements:	<ul style="list-style-type: none"> (1) Support Area shared by (2) Studios in addition to the following special requirements: <ul style="list-style-type: none"> Shared Kiln Area/ Tools A013a/A014 adjacent to Ceramics Studios #1 & #2 Darkroom/Photography Support A010/a/b/c adjacent to Photo Studio Classroom
Activities/Uses:	<ul style="list-style-type: none"> Primary function: Support and storage for Studios Secondary function: Office space
Special Spatial Requirements:	<ul style="list-style-type: none"> Kilns for A013a/A014 and access/venting requirements Sinks required Dark room doors for Darkroom/Photography Support

Function Space Program

Input Sheet

Function Space Name:	<ul style="list-style-type: none"> Art Gallery
Description:	<ul style="list-style-type: none"> Student Art Gallery
Department Association (Physical):	<ul style="list-style-type: none"> Visual Arts
Room Number:	<ul style="list-style-type: none"> Art Gallery H113 Storage H113a, H105
Quantity:	<ul style="list-style-type: none"> (1)
Assignable Square Feet in ASF / Approximate # Occupants:	<ul style="list-style-type: none"> Art Gallery H113: 2,100 / TBD Storage H113a/H105: 400 / no occ. Art Patio (outdoor space): 528 / TBD
Adjacency/Proximity Requirements:	<ul style="list-style-type: none"> Adjacent to main 'quad' or 'main street' of campus Proximate to public access is a top priority; Visual Art Department proximity is a secondary priority Proximate to Barnum Hall Natural light (controlled) desired. No natural light for storage
Activities/Uses:	<ul style="list-style-type: none"> Gallery and meeting space activities
Special Spatial Requirements:	<ul style="list-style-type: none"> Monthly installations planned Staff office area desired Reception Area/Lounge area desired

-223-

Function Space Program

**Department Index
Performing Arts**

- MUSIC CLASSROOM LAB
- MUSIC CLASSROOM LAB SUPPORT
- HUMANITIES CENTER

Function Space Program

Input Sheet

Function Space Name:	<ul style="list-style-type: none"> Music Classroom Lab
Description:	<ul style="list-style-type: none"> Music Classroom Labs Sectional Rooms
Department Association (Physical):	<ul style="list-style-type: none"> Performing Arts, Music
Room Number:	<ul style="list-style-type: none"> Choir Classroom Lab M100 Orchestra Classroom Lab M101 Band Classroom Lab M102 Guitar / Piano Classroom Lab M200 Ensemble Practice Classroom Lab M202 New Sectional Rooms
Quantity:	<ul style="list-style-type: none"> (5) Classrooms (2) Sectional Rooms
Assignable Square Feet in ASF / Approximate # Occupants:	<ul style="list-style-type: none"> Choir Classroom Lab M100: 2,165 / TBD Orchestra Classroom Lab M101: 2,470 / TBD Band Classroom Lab M102 2,867 / TBD Guitar / Piano Classroom Lab M200: 1,200 / TBD Ensemble Practice Classroom Lab M202: 450 / TBD Sectional Room: 1,200 ea / TBD
Adjacency/Proximity Requirements:	<ul style="list-style-type: none"> Band Classroom Lab M102, Orchestra Classroom Lab M101 and Choir Classroom Lab M100 adjacent to each other Guitar/Piano Classroom Lab M200 adjacent to Instrument Storage M103 All Classroom Labs proximate to shared Library M105. Classroom Labs and Orchestra Classroom Lab M101 adjacent to Practice (rooms) desired.
Activities/Uses:	<ul style="list-style-type: none"> Music Instruction and practice room activities
Special Spatial Requirements:	<ul style="list-style-type: none"> Classroom Labs preferred with natural light; no operable windows. Ceiling heights should match existing Music Building Orchestra Classroom Lab M101 and Band Classroom Lab M102 preferred to have practice lofts in high volume ceiling

-225-

Function Space Program

Input Sheet

Function Space Name:	<ul style="list-style-type: none"> • Music Classroom Lab Support
Description:	<ul style="list-style-type: none"> • Storage • Library • Practice rooms • Offices
Department Association (Physical):	<ul style="list-style-type: none"> • Performing Arts, Music
Room Number:	<ul style="list-style-type: none"> • Storage M100c, M102c, M105d, M200a/b • Percussion Storage M102b • Instrument Storage M103 • Uniform Storage M104 • Library M105 • Practice M105a/b/c, M201a/b/c/d/e • Office M100a (Choir), M101c, M102a (Band) • Band Instrument Storage (Jazz and Concert) M102d
Quantity:	<ul style="list-style-type: none"> • (5) Storage • (1) Percussion Storage • (1) Instrument Storage • (1) Uniform Storage • (1) Library • (8) Practice • (3) Office • (1) Band Instrument Storage (Jazz and Concert)
Assignable Square Feet in ASF / Approximate # Occupants:	<ul style="list-style-type: none"> • Storage: M100c, M102c, M105d, M200a/b 150ea / no occ. • Percussion Storage M102b: 354 / no occ. • Instrument Storage M103: 2,000 / no occ. • Jazz Band Storage: - / 500 (incl. in M103) • Uniform Storage M104: 1,000 / no occ. • Library M105 (Instrumental programs): 900 / no occ. • Practice M105a/b/c, M201a/b/c/d/e: 80 each / 1 occ. w/ piano • Office M100a, M101c, M102a: 150ea / 1-2 staff occ. • Band Instrument Storage M102d: 1,000 / no occ.

Adjacency/Proximity Requirements:	<ul style="list-style-type: none"> • Band Instrument Storage M102d proximate to Music Classroom Labs. • Instrument Storage M103 adjacent with direct access to Orchestra Classroom Lab M101 and adjacent with direct access to Barnum Hall for instrument transport (no exterior route or elevator). • Practice rooms adjacent to all Classroom Labs. • Library M105 proximate to and shared by all Classroom Labs
Activities/Uses:	<ul style="list-style-type: none"> • Office and practice activities and storage.
Special Spatial Requirements:	<ul style="list-style-type: none"> • Practice in 'lofts' in Orchestra Classroom lab M101 and Band Classroom Lab M102 • Large instrument loading and unloading • Walls, floors, ceilings and openings with high acoustical construction

Note: See CCJUP Function Space program by RLB for additional Band Storage for Marching Band.

Function Space Program

Input Sheet

Function Space Name:	<ul style="list-style-type: none"> Humanities Center
Description:	<ul style="list-style-type: none"> Classroom Black Box Theater Support
Department Association (Physical):	<ul style="list-style-type: none"> Performing Arts, Humanities Center
Room Number:	<ul style="list-style-type: none"> Humanities Center E209 Office E209a Costume Storage E209b Production E210 Green Room E208 Restroom E208a Dressing Room E302 Dressing Room E304 Costume Storage E303 Dimmer Room E305
Quantity:	<ul style="list-style-type: none"> (1) Suite
Assignable Square Feet in ASF / Approximate # Occupants:	<ul style="list-style-type: none"> Humanities Center E209: 6,000 sf/ 400 occ. preferred Humanities Center Office E209a: 336 / 2-4 occ. Costume Storage E209b: 400 / no occ. Production E210: 568 / TBD Green Room E208: 649 / TBD Green Room Restroom E208a: 82 / 1-2 occ. Dressing Room E302: 399 / T BD Dressing Room E304: 458 / TBD Costume Storage E303: 280 / no occ. Dimmer Room E305: 60 / no occ.
Adjacency/Proximity Requirements:	<ul style="list-style-type: none"> Humanities Center E209 proximate to Barnum Hall/Music building for shared shop access Green Room adjacent to Humanities Center Humanities Center proximate to public street frontage and large restrooms

Activities/Uses:	<ul style="list-style-type: none">• Instructional space and black box theater activities• Meeting room activities
Special Spatial Requirements:	<ul style="list-style-type: none">• Humanities Center E209 used for classroom and dividable into (2) meeting rooms for 100-120 occ. each• Lobby space required• Concession space required• Humanities Center potentially rented out• Natural light (if provided) with blackout capability• Costume storage E303 potentially with a conveyor storage system• Ticketing window or kiosks planned

Function Space Program

**Department Index
Student Services**

- HIGH SCHOOL ADMINISTRATION
- ENROLLMENT
- RECORDS
- SECURITY OFFICE
- SWITCHBOARD
- STUDENT SUPPORT SERVICES
- SHARED SUPPORT AREAS
- STUDENT HEALTH AND WELLNESS CENTER
- EVALUATION AND TESTING
- OUTSIDE COUNSELORS (ROTATING)

Function Space Program

Input Sheet

Function Space Name:	<ul style="list-style-type: none"> High School Administration
Description:	<ul style="list-style-type: none"> Campus Administration
Department Association (Physical):	<ul style="list-style-type: none"> Student Services
Room Number:	<ul style="list-style-type: none"> High School Principal AD401/a Reception/Sr. Admin Assistants #1 & #2: AD400 Senior Office Specialist AD404 Dean of Student AD503 Administration Assistant AD500 Conference Room AD402 Conference Room AD501 New Supply Storage Administration Supply Storage AD405 New Shipping and Receiving Lead Custodial Office AD103c
Quantity:	<ul style="list-style-type: none"> (1) Suite
Assignable Square Feet in ASF / Approximate # Occupants:	<ul style="list-style-type: none"> High School Principal AD401/a: 300 / 1 occ. Reception / Sr. Admin Assistant #1 & #2: AD400: 500 / 2 occ. and guests Senior Office Specialist AD404: 125 / 1 occ. Dean of Student AD503: 272 / 1 occ. Administration Assistant AD500: 100 / 1 occ. Conference Room AD402: 350 / 25 occ. Conference Room AD501: 225 / 8-10 occ. Supply Storage: 100 / no occ. Administration Supply Storage AD405: 100 / no occ. Shipping and Receiving: 150 / 1 occ. Lead Custodial Office AD103c: 135 / 1-2 occ.

-231-

Adjacency/Proximity Requirements:	<ul style="list-style-type: none"> • Reception / Sr. Administration Assist. AD400 and Sr. Office Specialist AD404 proximate to High School Principal AD401 • Administration Assistant AD500 and Senior Office Specialist AD404 proximate to Dean of Students AD503 • High School Principal proximate to Student Services but private • Dean of Students AD503 proximate to Student Support Services, Records, Enrollment and Switchboard
Activities/Uses:	<ul style="list-style-type: none"> • General office activities
Special Spatial Requirements:	<ul style="list-style-type: none"> • None

Function Space Program

Input Sheet

Function Space Name:	<ul style="list-style-type: none"> Enrollment
Description:	<ul style="list-style-type: none"> Enrollment offices
Department Association (Physical):	<ul style="list-style-type: none"> Student Services
Room Number:	<ul style="list-style-type: none"> Enrollment Clerk and Reception AD100 Secure Work Room AD101 Enrollment Conference Room AD102
Quantity:	<ul style="list-style-type: none"> (1) Suite
Assignable Square Feet in ASF / Approximate # Occupants:	<ul style="list-style-type: none"> Enrollment Clerk and Reception AD100: 525 / to include: <ul style="list-style-type: none"> Clerk: 150 / 1-2 occ. Reception: 375 / TBD Secure Work Room AD101: 150 / 2-3 occ. Enrollment Conference Room AD102: 225 / 8-10 occ.
Adjacency/Proximity Requirements:	<ul style="list-style-type: none"> Proximate to Student Services
Activities/Uses:	<ul style="list-style-type: none"> General office activities
Special Spatial Requirements:	<ul style="list-style-type: none"> Secure Work Room AD101 requires file cabinets

-233-

Function Space Program

Input Sheet

Function Space Name:	<ul style="list-style-type: none"> Records
Description:	<ul style="list-style-type: none"> Academic Records Vault
Department Association (Physical):	<ul style="list-style-type: none"> Student Services
Room Number:	<ul style="list-style-type: none"> Records /Administration Assistants 1 & 2 AD500 Cumulative Records /Active Records AD500 Vault Room (Inactive and Active Records) / Cumulative Records AD516, AD012a (combined) Records Storage E10b
Quantity:	<ul style="list-style-type: none"> (1) Suite
Assignable Square Feet in ASF / Approximate # Occupants:	<ul style="list-style-type: none"> Records /Administration Assistants 1 & 2 AD500: 1,200 / 2 occ. Vault Room AD516 and Cum Records AD012a: 450 / 1-2 occ Cumulative Records /ActiveRecords AD500: 148 / no occ Records Storage E10b: 450 / no occ.
Adjacency/Proximity Requirements:	<ul style="list-style-type: none"> Proximate to Dean of Students AD503
Activities/Uses:	<ul style="list-style-type: none"> General office activity
Special Spatial Requirements:	<ul style="list-style-type: none"> File cabinets Private office or private area preferred for Records / Administration Assistants 1 & 2 AD500 Records /Administration Assistants AD500 requires a public counter

Function Space Program

Input Sheet

Function Space Name:	<ul style="list-style-type: none"> Security Office
Description:	<ul style="list-style-type: none"> Security Officers' Office
Department Association (Physical):	<ul style="list-style-type: none"> Student Services
Room Number:	<ul style="list-style-type: none"> Security Office A107
Quantity:	<ul style="list-style-type: none"> (1)
Assignable Square Feet in ASF / Approximate # Occupants:	<ul style="list-style-type: none"> Security Office A107: 500 / 8 officers + guests
Adjacency/Proximity Requirements:	<ul style="list-style-type: none"> Proximate to High School Administration and center of campus Proximate to Student Health (Nurse) and Wellness Center
Activities/Uses:	<ul style="list-style-type: none"> Open office and Interview activities
Special Spatial Requirements:	<ul style="list-style-type: none"> (8) cubicles with storage and storage for (8) bikes Two conference/interview rooms (2) Unisex Restrooms (1. w/ lockers) desired Private areas for student confidentiality

-235-

Function Space Program

Input Sheet

Function Space Name:	<ul style="list-style-type: none"> Switchboard
Description:	<ul style="list-style-type: none"> Office area
Department Association (Physical):	<ul style="list-style-type: none"> Student Services
Room Number:	<ul style="list-style-type: none"> Switchboard Mail AD100
Quantity:	<ul style="list-style-type: none"> (1)
Assignable Square Feet (ASF) / Approximate # Occupants:	<ul style="list-style-type: none"> Switchboard AD100: 150 / 1 occ.
Adjacency/Proximity Requirements:	<ul style="list-style-type: none"> Student Services
Activities/Uses:	<ul style="list-style-type: none"> General office
Special Spatial Requirements:	<ul style="list-style-type: none"> None

Function Space Program

Input Sheet

Function Space Name:	<ul style="list-style-type: none"> Student Support Services
Description:	<ul style="list-style-type: none"> Student Outreach Special Educations offices
Department Association (Physical):	<ul style="list-style-type: none"> Student Services
Room Number:	<ul style="list-style-type: none"> Counselor Office AD103d Student Outreach Specialist #1 AD507, #2 AD508, #3 AD509 Restorative Justice Coordinator AD506 Senior Sponsors AD505 Mobility Coordinator, Visual Impairment, Assistant/Intern Work Area, Special Education Administration E10c Conference Rooms E103, E115 Speech E215 Occupational Therapist Office H118
Quantity:	<ul style="list-style-type: none"> (1) Suite
Assignable Square Feet in ASF / Approximate # Occupants:	<ul style="list-style-type: none"> Counselor Office AD103d: 135 / 1-3 occ. Student Outreach Specialist #1 AD507, #2 AD508, #3 AD509: 100ea / 1 -2 occ. Restorative Justice Coordinator AD506: 100 / 1 occ. Senior Sponsors AD505: 100 / 1-2 occ. Mobility Coordinator, Visual Impairment, Assistant / Intern Work Area / Special Education Administration E10c: 1,000 / TBD Conference Room E103, E115: 428 ea / 12-15 occ. Speech E215: 428 / TBD Occupational Therapist Office H118: 249 / TBD
Adjacency/Proximity Requirements:	<ul style="list-style-type: none"> Proximate to other Student Services
Activities/Uses:	<ul style="list-style-type: none"> General office activities
Special Spatial Requirements:	<ul style="list-style-type: none"> None

-237-

Function Space Program

Input Sheet

Function Space Name:	<ul style="list-style-type: none"> Shared Support Areas
Description:	<ul style="list-style-type: none"> Conference Work Rooms
Department Association (Physical):	<ul style="list-style-type: none"> Student Services
Room Number:	<ul style="list-style-type: none"> New Conference Room Conference Room AD512 Work Room/Copy Room/Postal / Meter AD406 / AD502 Lounge AD104
Quantity:	<ul style="list-style-type: none"> (1) Suite
Assignable Square Feet in ASF / Approximate # Occupants:	<ul style="list-style-type: none"> Conference Room: 500 / 25-30 occ. Conference Room AD102: 225 / 8-10 occ. Work Room/Copy Room/Postal / Meter AD406/AD502: 440 / TBD Lounge AD104: 250 / 8-10 occ.
Adjacency/Proximity Requirements:	<ul style="list-style-type: none"> Student Services
Activities/Uses:	<ul style="list-style-type: none"> Meeting and office activity
Special Spatial Requirements:	<ul style="list-style-type: none"> Configure Work Room / Copy Room / Postal / Meter AD406/AD502 similar to typical House Office Work Room.

Function Space Program

Input Sheet

Function Space Name:	<ul style="list-style-type: none"> Student Health and Wellness Center
Description:	<ul style="list-style-type: none"> Health services spaces
Department Association (Physical):	<ul style="list-style-type: none"> Student Services
Room Number:	<p>Student Health</p> <ul style="list-style-type: none"> Nurse Office Reception AD203 Nurse office AD204 Cot room w restroom AD200,AD205 Treatment Room AD200e Restrooms AD204a Restroom AD205a <p>Wellness Center</p> <ul style="list-style-type: none"> Medical Exam Rooms AD203a New Medical Exam New Restroom New Restroom New Treatment Room New Shared Office/Consultation Room New Supply / Equipment Storage Mental Health Professional B101 New Mental Health Professional
Quantity:	<ul style="list-style-type: none"> (1) Student Health Suite (1) Wellness Center Suite

-239-

-240-

Assignable Square Feet in ASF / Approximate # Occupants:	<p>Student Health</p> <ul style="list-style-type: none"> Nurse Office Reception AD203: 500 / 2 occ. + 10-12 guests Nurse office AD204: 135 / 1-2 occ. Cot Room AD200,AD205: 400 / 6 cots w/dividers Treatment Room AD200e: 150 / TBD Restrooms AD204a/Ad205a: 60 ea. / 1 occ. <p>Wellness Center</p> <ul style="list-style-type: none"> <i>Note: Reception waiting shared with nurse office (two sep receptionists each w desk or counter)</i> Medical Exam AD203a: 100 ea / 2 occ. (2) New Restrooms: 60 ea / 1 occ. New Treatment Room: 150 / TBD New Shared Office / Consultation Room: 135 / 1-2 occ. Mental Health Professional B101: 150 / 1-2 occ. New Mental Health Professional: 150 / 1-2 occ. New Supply/Equipment Storage: 125 / no occ.
Adjacency/Proximity Requirements:	<ul style="list-style-type: none"> Student Health adjacent to but separated from Wellness Center (for privacy) Student Health proximate to Evaluation and Testing and Outside Counselors Student Health Restroom adjacent to Nurse Office Reception Student Health Restroom adjacent to Cot Room
Activities/Uses:	<ul style="list-style-type: none"> Student health and office activity
Special Spatial Requirements:	<ul style="list-style-type: none"> None

Function Space Program

Input Sheet

Function Space Name:	<ul style="list-style-type: none"> Evaluation and Testing Suite
Description:	<ul style="list-style-type: none"> Psychologist Offices Storage Testing
Department Association (Physical):	<ul style="list-style-type: none"> Student Services
Room Number:	<ul style="list-style-type: none"> Psychologist Office #1 AD200a Psychologist Office #2 AD201 Psychologist Office #3 AD202 New Testing Room #1 New Testing Room #2 Parent Liaison AD513
Quantity:	<ul style="list-style-type: none"> (1) Suite
Assignable Square Feet in ASF / Approximate # Occupants:	<ul style="list-style-type: none"> Psychologist Office #1 AD200a: 200 / 1-3 occ. Psychologist Office #2 AD201: 200 / 1-3 occ. Psychologist Office #3 AD202: 200 / 1-3 occ. Testing Room #1: 125 / 2-3 occ. Testing Room #2: 125 / 2-3 occ. Parent Liaison AD513: 100 / 1-2 occ.
Adjacency/Proximity Requirements:	<ul style="list-style-type: none"> Proximate to Student Health Reception and Wellness Center Proximate to Enrollment
Activities/Uses:	<ul style="list-style-type: none"> Office and mental health testing activities
Special Spatial Requirements:	<ul style="list-style-type: none"> Nurse Office Reception shared with Evaluation and Testing Private space desired with private access File cabinets in hallways Sound privacy Note: Potentially add a shared conference room with Wellness Center

-241-

Function Space Program

Input Sheet

Function Space Name:	<ul style="list-style-type: none"> • Outside Counselors Suite /
Description:	<ul style="list-style-type: none"> • Rotating counselors offices
Department Association (Physical):	<ul style="list-style-type: none"> • Student Services
Room Number:	<ul style="list-style-type: none"> • Office #1 AD510 • Office #2 AD511 • Office #3 AD512 • New Office #4 • New Office #5 • New Office #6 • New Office #7 • New Office #8
Quantity:	<ul style="list-style-type: none"> • (8) Offices
Assignable Square Feet in ASF / Approximate # Occupants:	<ul style="list-style-type: none"> • Office #1 AD510: 80 / 1-2 occ. • Office #2 AD511: 80 / 1-2 occ. • Office #3 AD512: 80 / 1-2 occ. • Office #4: 80 / 1-2 occ. • Office #5: 80 / 1-2 occ. • Office #6: 80 / 1-2 occ. • Office #7: 80 / 1-2 occ. • Office #8: 80 / 1-2 occ.
Adjacency/Proximity Requirements:	<ul style="list-style-type: none"> • Proximate to Student Services Enrollment and Evaluation and Testing
Activities/Uses:	<ul style="list-style-type: none"> • General office activities
Special Spatial Requirements:	<ul style="list-style-type: none"> • Private access and student confidentiality required

Function Space Program

**Department Index
Decentralized Administration**

- HOUSE OFFICE

Function Space Program

Input Sheet

Function Space Name:	<ul style="list-style-type: none"> House Office
Description:	<ul style="list-style-type: none"> Decentralized House Office suites
Department Association (Physical):	<ul style="list-style-type: none"> General Classrooms
Room Numbers:	<ul style="list-style-type: none"> S House Office: L108a, L200, L200a/b/c M House Office: H106, H106a/b/c/d O House Office: H209, H209a/b/c, H207 H House Office: E109, E109a/b/c/d/e Future House Office: B100a, B101c, B101a, B101b, B201, B200a Existing I House: I208, I208a/b/c/d/e/f/g to remain
Quantity:	<ul style="list-style-type: none"> (5) Suites Existing I House Office to remain (in Innovation Bldg.)
Assignable Square Feet in ASF / Approximate # Occupants:	<ul style="list-style-type: none"> 'S' House office suite @ 1,869 asf and M, O, H and Future House Office suites @ 1,739 asf to include: <ul style="list-style-type: none"> Reception: 110 / 1 occ. + guests House Principal Office: 272/ 1-4 occ. House Principal's Restroom: 60 / 1 occ. House Principal's Storage: 75 / no occ. Conference Room: 234 / 12 occ. Advisor Office #1: 130 / 1-2 occ. Advisor Office #2: 130 / 1-2 occ. Advisor Office #3 ('S' House Office only): 130 / 1-2 occ. Teacher Leader Office: 134 / 1-2 occ. File Room: 155 / no occ. Workroom/Copy room: 439 / 4-6 occ.

Adjacency/Proximity Requirements:	<ul style="list-style-type: none"> • Proximate to classrooms and centrally located within associated classrooms • Proximity to house 'entrance' not required • Proximate to stairs and major access routes • Proximate to student restrooms entrances for visual monitoring • Advisor Office proximate to reception or provide window with sightlines to entry door and student restroom entrances • <i>Note: House Office should not be grouped with other House Offices</i>
Activities/Uses:	<ul style="list-style-type: none"> • General office activity
Special Spatial Requirements:	<ul style="list-style-type: none"> • Conference room millwork can be omitted to accommodate up to 15 occ. • Cabinet depth (deep) for equipment on top.

Note: Security Lockdown and temperature control should receive special considered in the design phases.

Function Space Program

**Department Index
Student Center**

- COLLEGE CAREER CENTER/CTE
- ATHLETICS AND ACTIVITIES ADMINISTRATION
- VIKES' INN
- SHARED SUPPORT
- YEARBOOK/NEWSPAPER

Function Space Program

Input Sheet

Function Space Name:	<ul style="list-style-type: none"> College Career Center / CTE
Description:	<ul style="list-style-type: none"> College Career Center CTE offices
Department Association (Physical):	<ul style="list-style-type: none"> Student Center
Room Number:	<ul style="list-style-type: none"> College Career Center General Open Office Area B111, B115 Offices (College Career Center) B111a, B115a, B115b, B115c Offices (CTE) B106a, B110a, B124 Office B122 (Workability Spec. Ed.) CTE Storage B126a, B126b
Quantity:	<ul style="list-style-type: none"> (1) Suite
Assignable Square Feet (ASF) / Approximate # Occupants:	<ul style="list-style-type: none"> 3,000 (total) <ul style="list-style-type: none"> College Career Center Open Office Area B115: 1,000 / TBD College Career Center Open Office Area B111: 650 / TBD (5) College Career Center Offices B111a, B115a, B115b, B115c: 110 ea. / 1-2 occ. (3) CTE Offices B106a, B110a, B122, B124: 110 ea. / 1-2 occ. Office B122 (Work Ability Spec. Ed.): 110 / 1-2 occ. Storage B126a, B126b (combined): 360 / no occ.
Adjacency/Proximity Requirements:	<ul style="list-style-type: none"> Proximate to center of academic campus preferred Adjacent to areas of high visibility.
Activities/Uses:	<ul style="list-style-type: none"> Career college counseling and career technical education (CTE) activities
Special Spatial Requirements:	<ul style="list-style-type: none"> College Career center has brochure racks and open work/office area

-247-

Function Space Program

Input Sheet

Function Space Name:	<ul style="list-style-type: none"> Athletics and Activities Administration
Description:	<ul style="list-style-type: none"> Administration offices
Department Association (Physical):	<ul style="list-style-type: none"> Student Center
Room Number:	<ul style="list-style-type: none"> Activities Director (ASB) AD103e Athletics Director AD103b SAA office C104, C105 ASB Storage AD103a Senior Office Specialist AD103f
Quantity:	<ul style="list-style-type: none"> (1) Suite
Assignable Square Feet in ASF / Approximate # Occupants:	<ul style="list-style-type: none"> Activities Director AD103e: 135 / 1-3 occ. Athletics Director AD103b: 135 / 1-3 occ. SAA office C104,C105 208 / 1-2 ASB Storage AD103a: 100 / no occ. Senior Office Specialist AD103f: 100 / 1-2 occ.
Adjacency/Proximity Requirements:	<ul style="list-style-type: none"> Proximate to Vikes' Inn (low priority) Proximate to: athletics (stadium office) and Shared Support Conference Room Athletics Director AD103b proximate to ground floor for easy guest access preferred
Activities/Uses:	<ul style="list-style-type: none"> Offices activities and storage
Special Spatial Requirements:	<ul style="list-style-type: none"> ASB Storage for activities and student election material

Function Space Program

Input Sheet

Function Space Name:	<ul style="list-style-type: none"> Vikes' Inn
Description:	<ul style="list-style-type: none"> Student store for snacks and school supplies
Department Association (Physical):	<ul style="list-style-type: none"> Student Center
Room Number:	<ul style="list-style-type: none"> Store AD300 Storage AD300a Accountant Office AD300b
Quantity:	<ul style="list-style-type: none"> (1)
Assignable Square Feet in ASF / Approximate # Occupants:	<ul style="list-style-type: none"> Store AD300: 800 / TBD Storage AD300a: 125 / no occ. Office AD300b: 200 / 1-2 occ.
Adjacency/Proximity Requirements:	<ul style="list-style-type: none"> Adjacency to high visibility and high traffic areas preferred Proximate to a parking lot and Cafeteria Office AD300b proximate to Activities Director preferred (shared accountant)
Activities/Uses:	<ul style="list-style-type: none"> Student run store activities
Special Spatial Requirements:	<ul style="list-style-type: none"> Office has safes and file cabinets

-249-

Function Space Program**Input Sheet**

Function Space Name:	<ul style="list-style-type: none"> • Shared Support
Description:	<ul style="list-style-type: none"> • Conference • Lounge • Workroom / Copy
Department Association (Physical):	<ul style="list-style-type: none"> • Student Center
Room Number:	<ul style="list-style-type: none"> • New Conference Room • New Work Room / Copy Room • New Lounge
Quantity:	<ul style="list-style-type: none"> • (1) Suite
Assignable Square Feet in ASF / Approximate # Occupants:	<ul style="list-style-type: none"> • Conference Room: 240 / 10-12 occ. • Work Room / Copy Room: 440 / 4-6 occ. • Lounge: 250 / 8-10 occ.
Adjacency/Proximity Requirements:	<ul style="list-style-type: none"> • Shared Support Conference Room proximate to Athletics and Activities Administration
Activities/Uses:	<ul style="list-style-type: none"> • Meeting and workroom activities
Special Spatial Requirements:	<ul style="list-style-type: none"> • Work Room layout same as House Office Work Room

-250-

Function Space Program

Input Sheet

Function Space Name:	<ul style="list-style-type: none"> Yearbook / Newspaper Lab
Description:	<ul style="list-style-type: none"> Computer Lab for Newspaper and Yearbook design production
Department Association (Physical):	<ul style="list-style-type: none"> Student Center
Room Number:	<ul style="list-style-type: none"> Yearbook/Newspaper Computer Lab L106
Quantity:	<ul style="list-style-type: none"> (1)
Assignable Square Feet in ASF / Approximate # Occupants:	<ul style="list-style-type: none"> Yearbook/Newspaper Computer Lab L106: 750 (1,200 preferred) / -
Adjacency/Proximity Requirements:	<ul style="list-style-type: none"> Proximate to the Yearbook and Newspaper teachers' classrooms (currently Classroom L104 and Classroom I202) Proximate to Visual Arts Digital Design Lab preferred <i>Note: Grade level not required</i>
Activities/Uses:	<ul style="list-style-type: none"> Computer Lab activities
Special Spatial Requirements:	<ul style="list-style-type: none"> Yearbooks delivery (currently yearbooks are distributed in Barnum Hall; then distribution moves to classrooms for late pick-ups) Need safe and file cabinet either here or in teacher's office

-251-

Function Space Program

Department Index
Library

- LIBRARY

Function Space Program

Input Sheet

Function Space Name:	<ul style="list-style-type: none"> Library
Description:	<ul style="list-style-type: none"> Library (Student Learning Commons)
Department Association (Physical):	<ul style="list-style-type: none"> Library
Room Number:	<ul style="list-style-type: none"> Learning Commons L210 Periodicals L210a Server L210a1 Office L210b Office L210c Storage L210d Conference L210e Conference L210f Classroom L208 Classroom L209
Quantity:	<ul style="list-style-type: none"> (1) Library (Learning Commons Suite)
Assignable Square Feet in ASF / Approximate # Occupants:	<ul style="list-style-type: none"> 12,000 / TBD
Adjacency/Proximity Requirements:	<ul style="list-style-type: none"> Proximate to parent groups and College Career Center/CTE Proximate to prominent location on campus (ease of access) Adjacent to outdoor space Proximate to a community entrance
Activities/Uses:	<ul style="list-style-type: none"> Community access in future
Special Spatial Requirements:	<ul style="list-style-type: none"> Library (Learning Commons) to consist of flexible teaching and group workspaces, stacks, reading areas, periodicals and support and (2) classroom spaces. Learning spaces planned for minimal distractions Large study spaces (accommodate up to 4 classrooms) Small pod study spaces Program subject to change Natural light preferred IT connections/power

-253-

Function Space Program

**Department Index
Infant Toddler Center (ITC)**

- INFANT TODDLER CENTER (ITC)

Function Space Program

Input Sheet

Function Space Name:	<ul style="list-style-type: none"> • Infant Toddler Center (ITC)
Description:	<ul style="list-style-type: none"> • ITC Classrooms • ITC Support
Department Association (Physical):	<ul style="list-style-type: none"> • ITC
Room Number:	<ul style="list-style-type: none"> • Infant Toddler Center #1 Classroom L115 • Infant Toddler Center #2 Classroom L116 • Infant Toddler Center #3 Classroom L117/a/b • Infant Toddler Center #4 Classroom L118 • New Reception • Office L117c • New Mother's Room • New Isolation Room • Outdoor Activity Space
Quantity:	<ul style="list-style-type: none"> • (1) Center
Assignable Square Feet in ASF / Approximate # Occupants:	<ul style="list-style-type: none"> • 3,605 / license for 48 toddlers and 16 infants. ITC includes: <ul style="list-style-type: none"> ○ Infant Toddler Center Classroom #1 L115 : classroom @ 560 + child height restroom @ 75 + closet @ 30 / 16 toddlers + staff ○ Infant Toddler Center Classroom #2 L116: classroom @ 560 + child height restroom @ 75 + closet @ 30 / 16 toddlers + staff ○ Infant Toddler Center Classroom #3 L117/a/b: classroom @ 560 + child height restroom @ 75 + closet @ 30 / 16 toddlers + staff ○ Infant Toddler Center Classroom #4 L118: classroom @ 800 + adult restroom @ 75 + closet @ 30 / 16 infants + staff ○ Reception: 400 / 1 occ. + guests ○ Office L117c: 135 / 2 occ. ○ Mother's Room: 100 / 2 occ. ○ Isolation Room: 70 / 2 occ. ○ Outdoor Activity Space: 4,800 / 64 (outdoor)

-255-

Adjacency/Proximity Requirements:	<ul style="list-style-type: none"> • Adjacent to parking and drop off (top priority) • Proximate to building emergency egress circulation / area of refuge. • Outdoor Activity Space isolated from Samohi students
Activities/Uses:	<ul style="list-style-type: none"> • Infant and Toddler Day Care
Special Spatial Requirements:	<ul style="list-style-type: none"> • Kitchenette included in each classroom • Sinks, cubbies, and general storage in classrooms • Natural light with low windows • <i>Note: No Mildly-Ill component</i>

Function Space Program

Department Index
Maintenance and Operations

- MAINTENANCE AND OPERATIONS

Function Space Program

Input Sheet

Function Space Name:	<ul style="list-style-type: none"> Maintenance and Operations
Description:	<ul style="list-style-type: none"> Custodial Restrooms Cart storage Waste
Department Association (Physical):	<ul style="list-style-type: none"> Maintenance and Operations
Room Number:	<ul style="list-style-type: none"> Varies
Quantity:	<ul style="list-style-type: none"> Custodial Closets: 1 per floor (7) Gender Neutral Restrooms (1 per building) Staff Restrooms (Classroom Bldgs): 3 per classroom floor Cart Storage BH17/a/b Waste Management
Assignable Square Feet in ASF / Approximate # Occupants:	<ul style="list-style-type: none"> Custodial closets: 150 ea., one per floor; (enlarge one grade level custodial closet to 200 asf for every two buildings for floor machine storage). <i>Note: Typical custodial closets are accounted for in the GSF multipliers. Custodial Closet ASF/DGSF in Section IV Space Program table is the requested ASF in addition to space typically included in GSF.</i> Gender Neutral Restroom: 60 ea./ 1 occ. Staff Restrooms: 60 ea. / 1 occ. <i>Note: Typical staff restrooms for classroom buildings are included in the GSF multipliers. Staff Restroom (Classroom Bldgs) ASF/DGSF noted in Section IV Space Program table is the requested ASF in addition to staff restrooms typically included in GSF.</i> Grounds Warehouse (Garage) 600 / no occ. (existing Grounds will be partially moved into New Utility Building ST-185, in construction) Cart Storage (Cushman type) BH17/a/b: carts stored in (e) BH17/a/b (<i>Note: existing BH17/a/b to be vacated and moved into Distribution Center Storage and Distribution, see notes in Distribution Center</i>) Waste Management: Outdoor space for twelve (12) bins + six (6) bins near Cafeteria

-258-

Adjacency/Proximity Requirements:	<ul style="list-style-type: none"> • Trash and Recycle bins preferred in a central campus location • Grounds warehouse adjacent or in to distribution center preferred • M&O spaces space are typically preferred along the edge of campus • Staff Restrooms (Classroom Bldgs.) proximate to classrooms
Activities/Uses:	<ul style="list-style-type: none"> • Maintenance and operations activities
Special Spatial Requirements:	<ul style="list-style-type: none"> • Storage shelving in Custodial Closets and Grounds Warehouse • Floor sink and personal lockable space in each Custodial Closet.

Note: M/E/P engineering not included in this scope of work.

Function Space Program

**Department Index
Distribution Center**

- DISTRIBUTION CENTER

Function Space Program

Input Sheet

Function Space Name:	<ul style="list-style-type: none"> Distribution Center
Description:	<ul style="list-style-type: none"> Shipping and Receiving Storage and Distribution Print Center
Department Association (Physical):	<ul style="list-style-type: none"> Distribution Center
Room Number:	<ul style="list-style-type: none"> New Shipping and Receiving, Loading Dock Storage and Distribution AD012,BH17, H010, H023a/b Print Center E10 Testing Preparation E10a
Quantity:	<ul style="list-style-type: none"> (1) Shipping and Receiving, Loading Dock (1) Storage and Distribution AD012,BH17 (combined) (1) Print Center <ul style="list-style-type: none"> Print Center E10 Testing Preparation E10a
Assignable Square Feet in ASF / Approximate # Occupants:	<ul style="list-style-type: none"> Shipping and Receiving: Loading Dock: 500 / occ. TBD Storage and Distribution AD012,BH17: 6.700 / occ. TBD Print Center <ul style="list-style-type: none"> Print Center E10: 2,500 / occ. TBD Testing Preparation E10a 500 / occ. TBD
Adjacency/Proximity Requirements:	<ul style="list-style-type: none"> Distribution Center adjacent to street and driveway for loading dock Testing Preparation E10a adjacent to Storage and Distribution service windows.
Activities/Uses:	<ul style="list-style-type: none"> Shipping and receiving, distribution, storage, print shop and work area activities.

-261-

Special Spatial Requirements:	<ul style="list-style-type: none">• Storage and Distribution includes (w/physical dividers):<ul style="list-style-type: none">○ Distribution Windows & Office○ Caps and Gowns storage○ Furniture storage○ Textbooks storage○ Custodial Warehouse storage○ Yearbooks• Testing Preparation requires two locked doors for access, one off master.• Storage for large items required.
-------------------------------	--

Function Space Program

**Department Index
Food Service**

- KITCHEN SUITE (CAFETERIA)
- DINING ROOM (CAFETERIA)
- STAFF DINING (CAFETERIA)
- VIKES' CAFÉ

Function Space Program

Input Sheet

Function Space Name:	<ul style="list-style-type: none"> Kitchen Suite
Description:	<ul style="list-style-type: none"> Kitchen for Food Service
Department Association (Physical):	<ul style="list-style-type: none"> Food Service , Cafeteria
Room Number:	<p>Kitchen Suite</p> <ul style="list-style-type: none"> Serving C112 Kitchen / Prep C120, C123 (combined) Office C121 Dry Storage C122, C126 (combined) Walk in Refrigerator C124a Walk in Freezer C124b, C124c (combined) Kitchen Custodial C101 Men's Locker and Restroom C110b Women's Locker and Restroom C110a New Cafeteria Staff Lounge Cafeteria Staff Lounge Restroom C125 New Receiving Area
Quantity:	<ul style="list-style-type: none"> (1)
Assignable Square Feet in ASF / Approximate # Occupants:	<ul style="list-style-type: none"> Serving C112: 3,000 / TBD Kitchen / Prep C120, C123: 1,800 / TBD Office C121: 120 / 1-2 occ. Dry Storage C122, C126: 500 / no occ. Walk in Refrigerator C124a: 300 / no occ. Walk in Freezer C124b, C124c: 300 / no occ. Kitchen Custodial C101: 150 / no occ. Men's Locker and Restroom C110b: 130 / 1 occ. Women's Locker and Restroom C110a: 130 / 1 occ. Cafeteria Staff Lounge: 200 / 10 occ. Cafeteria Staff Lounge Restroom C125: 60 / 1 occ. Receiving Area: 80 / no occ.

Adjacency/Proximity Requirements:	<ul style="list-style-type: none"> • Adjacent to Dining Room and Staff Dining • Adjacent to Loading Dock (proximate if loading dock shared with Distribution Center) • Proximate to outdoor dining areas
Activities/Uses:	<ul style="list-style-type: none"> • Kitchen activities. (Meal service for Samohi and elementary schools in Santa Monica, excluding Malibu area schools)
Special Spatial Requirements:	<p>Meal Service goals:</p> <ul style="list-style-type: none"> • 3,000 meals on campus and 2,800 meals off campus (frozen pre-packaged for re-heat) per day • 1,500 breakfast meals per day • (1) breakfast and (1) lunch service per day • <10 minute queuing time • Quality food service - break stigma that school lunch is for subsidized meals <p>Other special requests:</p> <ul style="list-style-type: none"> • Indoor grill preferred • Various options and 'campus destinations' for serving preferred • Loading dock (shared) and coordinated delivery schedule with Distribution Center for economics • Combined Staff Dining and Dining Room spaces

-265-

Function Space Program

Input Sheet

Function Space Name:	<ul style="list-style-type: none"> Dining Room
Description:	<ul style="list-style-type: none"> Dining and multipurpose room
Department Association (Physical):	<ul style="list-style-type: none"> Food Service, Cafeteria
Room Number:	<ul style="list-style-type: none"> Dining Room C100
Quantity:	<ul style="list-style-type: none"> (1)
Assignable Square Feet in ASF / Approximate # Occupants:	<ul style="list-style-type: none"> Dining Room C100: 11,000 / TBD
Adjacency/Proximity Requirements:	<ul style="list-style-type: none"> Directly adjacent to Kitchen and Staff Dining
Activities/Uses:	<ul style="list-style-type: none"> Student dining and large multipurpose meeting activities.
Special Spatial Requirements:	<ul style="list-style-type: none"> Dining Room used for AP testing (160 tests must be administered) with 5' center-to-center each way between students Another AP testing location for 400 (1,900 tests total) Dining Room separated from Serving to allow for concurrent meetings and food service operation Dining Room used as the Viking Ballroom and banquet space Dining Room used for community meetings

Function Space Program

Input Sheet

Function Space Name:	<ul style="list-style-type: none"> Staff Dining
Description:	<ul style="list-style-type: none"> Staff Dining Room
Department Association (Physical):	<ul style="list-style-type: none"> Food Service, Cafeteria
Room Number:	<ul style="list-style-type: none"> Staff Dining C110 Staff Lounge C110c Storage C110d Staff Restroom
Quantity:	<ul style="list-style-type: none"> (1)
Assignable Square Feet in ASF / Approximate # Occupants:	<ul style="list-style-type: none"> Staff Dining C110: 1,001 / 40-50 occ. Staff Lounge C110c: 254 / 15 occ. Storage C110d: 174 / no occ. Staff Restroom: 60 / 1 occ.
Adjacency/Proximity Requirements:	<ul style="list-style-type: none"> Proximate to Cafeteria Kitchen Suite and Dining Room
Activities/Uses:	<ul style="list-style-type: none"> Dining Room and meeting activities
Special Spatial Requirements:	<ul style="list-style-type: none"> Flexible table and chair arrangements

-267-

Function Space Program

Input Sheet

Function Space Name:	<ul style="list-style-type: none"> Vikes' Cafe
Description:	<ul style="list-style-type: none"> Snack Bar
Department Association (Physical):	<ul style="list-style-type: none"> Food Service
Room Number:	Vikes' Café <ul style="list-style-type: none"> Vikes' Café C128 Vikes' Café Storage C129 New Vikes' Café Office New Vikes' Café Restroom
Quantity:	<ul style="list-style-type: none"> (1) Cafe
Assignable Square Feet in ASF / Approximate # Occupants:	<ul style="list-style-type: none"> Vikes' Café C128: 750 / occ. TBD Vikes' Café Storage C129: 100 / no occ. Vikes' Café Office: 80 / 1-2 occ. Vikes' Café Restroom: 65 / 1 occ.
Adjacency/Proximity Requirements:	<ul style="list-style-type: none"> Proximate to Kitchen Suite (Cafeteria) Proximate to outdoor eating areas and events on campus including athletics
Activities/Uses:	<ul style="list-style-type: none"> Student run food service activities
Special Spatial Requirements:	<ul style="list-style-type: none"> Dedicated kitchen desired Outdoor eating areas

Function Space Program

**Index
Miscellaneous**

- CAMPUS SECURITY
- TRANSPORTATION AND CIRCULATION
- QUADS

Function Space Program

Input Sheet

Function Space Name:	<ul style="list-style-type: none"> • Campus Security
Description:	<ul style="list-style-type: none"> • Campus security recommendations
Department Association (Physical):	<ul style="list-style-type: none"> • N/A
Room Number:	<ul style="list-style-type: none"> • N/A
Quantity:	<ul style="list-style-type: none"> • N/A
Assignable Square Feet in ASF/ Approximate # Occupants:	<ul style="list-style-type: none"> • N/A
Adjacency/Proximity Requirements:	<ul style="list-style-type: none"> • N/A
Activities/Uses:	<ul style="list-style-type: none"> • N/A
Special Spatial Requirements:	<p>Campus Security recommendations and comments:</p> <ul style="list-style-type: none"> • Utility/Cushman or golf cart access throughout campus desired • Hills and stairs are problematic for security bikes • Pathways shared with students and require adequate width • Campus considered a 'closed' campus during school hours with a security booth at every entrance • Blind corners are problematic for security (i.e. History Building is easy to patrol due to long straight corridors) • Adequate lighting is paramount for security • Academic buildings are preferred to be locked during non-school hours (i.e. while sports field open off hours). Buildings with lockable entrances are preferred rather than classrooms directly accessible from non-secured circulation. • Security cameras and monitoring is anticipated • Bus parking for athletics and visitor parking require security supervision

Function Space Program

Input Sheet

Function Space Name:	<ul style="list-style-type: none"> • Campus Transportation and Circulation
Description:	<ul style="list-style-type: none"> • Campus recommendations
Department Association (Physical):	<ul style="list-style-type: none"> • N/A
Room Number:	<ul style="list-style-type: none"> • N/A
Quantity:	<ul style="list-style-type: none"> • N/A
Assignable Square Feet in ASF / Approximate # Occupants:	<ul style="list-style-type: none"> • N/A
Adjacency/Proximity Requirements:	<ul style="list-style-type: none"> • N/A
Activities/Uses:	<ul style="list-style-type: none"> • N/A
Special Spatial Requirements:	<p><i>Note: Input sheet pending vehicle, bike, and skateboard study (by others) which was not available at the time of the Function Space Program development. In addition, SMMUSD to provide bicycle transportation 'safe routes' update.</i></p> <p>Special consideration should be given to the following:</p> <ul style="list-style-type: none"> • Utility/Cushman or golf cart access throughout campus desired. Ramps shared by pedestrians and carts should avoid 90 degree turns or switchbacks. • Drop off locations (bus and passenger vehicles) • Parking spaces <ul style="list-style-type: none"> ○ Vehicle: including accessible, visitor (on Olympic Blvd.) and bus (student and sports/activity related) ○ Bike racks ○ Skateboard (lockers) • Gated entrances • Driveways • Access roads (fire, student, staff, maint. • Loading docks • Egress routes for emergency lockdown and areas of refuge

-271-

Function Space Program**Input Sheet**

Function Space Name:	<ul style="list-style-type: none"> Quads
Description:	<ul style="list-style-type: none"> Open space for gathering
Department Association (Physical):	<ul style="list-style-type: none"> N/A
Room Number:	N/A
Quantity:	<ul style="list-style-type: none"> TBD
Assignable Square Feet (ASF) / Approximate # Occupants:	<ul style="list-style-type: none"> 30,000 / 2,000 occ.
Adjacency/Proximity Requirements:	<ul style="list-style-type: none"> Adjacent to several campus circulation routes
Activities/Uses:	<ul style="list-style-type: none"> Large outdoor student assemblies & performance activities
Special Spatial Requirements:	<p>Allow for the following components:</p> <ul style="list-style-type: none"> Trees Grass or artificial turf Seating variety Small scale performances Lunch area Rallies Food trucks

