



School Plan for Student Achievement (SPSA) Template

Instructions and requirements for completing the SPSA template may be found in the SPSA Template Instructions.

School Name	County-District-School (CDS) Code	Schoolsite Council (SSC) Approval Date	Local Board Approval Date
Olympic Continuation High School	9-64980-1933373	6/22/2023	6/29/23

Purpose and Description

Briefly describe the purpose of this plan (Select from Schoolwide Program, Comprehensive Support and Improvement, Targeted Support and Improvement, or Additional Targeted Support and Improvement)

Schoolwide Program

Briefly describe the school’s plan for effectively meeting the ESSA requirements in alignment with the Local Control and Accountability Plan and other federal, state, and local programs.

The 2023-2024 identified SPSA goals align with the identified current district LCAP goals listed below.

Goal 1 - All students ready for college and careers.

Goal 2: English Learners will become proficient in English while engaging in a rigorous, standards-aligned curriculum in the Core content areas.

Goal 3: All students engage in schools that are safe, well maintained and family friendly.

Our School Leadership Team (SLT) has worked diligently over the last several weeks to identify goals that are targeted to the needs of our current school population and community. These three goals are: 1) Create and support implementation of systems, procedures, and policies to improve

student learning outcomes, 2) Develop and implement authentic, culturally responsive communication & connections among stakeholder groups in support of student learning, 3) Articulate transition pathways to facilitate students reaching their individual, educational and career goals. In order to re-establish a solid foundation with clear expectations, our SLT has chosen to focus on the first goal for our implementation plan this school year. We will work to Create and support the implementation of systems, procedures, and policies to improve our students' learning outcomes.

Olympic High School does not receive Title 1 funds.

Table of Contents

SPSA Title Page	1
Purpose and Description.....	1
Table of Contents.....	3
Comprehensive Needs Assessment Components	5
Data Analysis	5
Surveys	5
Classroom Observations.....	5
Analysis of Current Instructional Program.....	6
Educational Partner Involvement	10
Resource Inequities	11
School and Student Performance Data	12
Student Enrollment.....	12
CAASPP Results.....	14
ELPAC Results	17
Student Population.....	19
Overall Performance	21
Academic Performance	22
Academic Engagement	29
Conditions & Climate.....	33
Goals, Strategies, & Proposed Expenditures.....	35
Goal 1.....	35
Goal 2.....	40
Goal 3.....	43
Budget Summary	46
Budget Summary	46
Other Federal, State, and Local Funds	46
Funds Budgeted to the School by Funding Source.....	46
School Site Council Membership	48
Recommendations and Assurances	49
Instructions.....	50
Instructions: Linked Table of Contents.....	50
Purpose and Description	51
Educational Partner Involvement	51
Resource Inequities	51
Goals, Strategies, Expenditures, & Annual Review	52
Annual Review	53

Budget Summary	54
Appendix A: Plan Requirements	56
Appendix B:.....	59
Appendix C: Select State and Federal Programs	61

Comprehensive Needs Assessment Components

Data Analysis

Please refer to the School and Student Performance Data section where an analysis is provided.

Surveys

This section provides a description of surveys (i.e., Student, Parent, Teacher) used during the school-year, and a summary of results from the survey(s).

Goal 1 - All students ready for college and careers.

Goal 3: All students engage in schools that are safe, well maintained and family friendly.

The Olympic High School Community adopted an online learning system called "Edgenuity" during the 2020-2021 school year. This learning system specifically enables credit recovery students to catch up to their peers, while also enjoying academically rigorous course content that is A through G approved curriculum. Students with good attendance can complete their class within the 10 weeks are provided 2 extra weeks with appropriate agreed upon intervention. Students with poor attendance who surpass the 10 week deadline must re-start the class from scratch. Electronic attendance is recorded through while students who are tardy have their time recorded. Students are provided the opportunity to make up the instructional minutes on Friday afternoons during staff development banked time.

Classroom Observations

This section provides a description of types and frequency of classroom observations conducted during the school-year and a summary of findings.

Goal 1 - All students ready for college and careers.

Goal 2: English Learners will become proficient in English while engaging in a rigorous, standards-aligned curriculum in the Core content areas.

Goal 3: All students engage in schools that are safe, well maintained and family friendly. The Standards Based Evaluation System for classroom observations occur once a semester and are performed on a schedule negotiated in the collective bargaining agreement.

Permanent and Non-Permanent teachers (Temporary, Probationary I and Probationary II unit members) meet with the Site Administrator for a training session in which they are provided with the observation and evaluation timeline and provided with an evaluation handbook.

Permanent and Non-Permanent teachers must complete a Teacher Annual Goals Plan and submit to Site Administrator by October 15th.

Permanent teachers must confer with the Site Administrator for a Selection of Standards Conference as to which 3 standards will be the focus of the evaluation. Permanent teacher will select one and the Site Administrator will select a second. All evaluations must include Standard 6- Developing as a Professional Educator.

The Site Administrator shall hold a pre-observation conference in person or via phone or email with the unit member prior to the Formal Observation.

The Site Administrator shall hold a post-evaluation conference within 5 school days of the formal evaluation. At least one day prior to the post evaluation conference the Site Administrator will provide the appropriately marked Descriptions of Practice form for the three agreed upon standards to the unit member.

Formal Observations for both Permanent and Non-Permanent Teachers shall be conducted thus; First Observation must occur between October 15th and December 10th, Second Observation must occur between December 10th and March 10th.

Analysis of Current Instructional Program

The following statements are derived from the Elementary and Secondary Education Act (ESEA) of 1965 and Essential Program Components (EPCs). In conjunction with the needs assessments, these categories may be used to discuss and develop critical findings that characterize current instructional practice for numerically significant subgroups as well as individual students who are:

- Not meeting performance goals
- Meeting performance goals
- Exceeding performance goals

Discussion of each of these statements should result in succinct and focused findings based on verifiable facts. Avoid vague or general descriptions. Each successive school plan should examine the status of these findings and note progress made. Special consideration should be given to any practices, policies, or procedures found to be noncompliant through ongoing monitoring of categorical programs.

Standards, Assessment, and Accountability

Use of state and local assessments to modify instruction and improve student achievement (ESEA)

Olympic High School's Goals:

Goal 1 - All students ready for college and careers.

Goal 2: English Learners will become proficient in English while engaging in a rigorous, standards-aligned curriculum in the Core content areas.

Goal 3: All students engage in schools that are safe, well maintained and family friendly.

Meeting performance Goals

Students will use the Edgenuity online learning platform to access an A through G approved, Common Core curriculum. Edgenuity provides the ability of "credit recovery" students to "test out" of previously failed classes if the student can score a 70% or better on a the provided "pre-test." Edgenuity enables students to progress more quickly through their course of study while maintaining academic rigor. The system also allows students to pass individual classes in 10 weeks and immediately enroll in their next required class.

Students will all be assessed by the SBAC and data will be used to inform and modify the Edgenuity platform, as well as identify necessary improvements. Olympic students will also be assessed using Santa Monica Malibu Unified School District Interim assessments to measure student progress throughout the semester.

Use of data to monitor student progress on curriculum-embedded assessments and modify instruction (EPC)

Staffing and Professional Development

Status of meeting requirements for highly qualified staff (ESEA)

Goal 1 - All students ready for college and careers.

Meeting performance goals

Currently, all staff members of Olympic High School are "highly qualified" and teaching within their subject area of expertise. we are utilizing an online learning platform "Edgenuity" that helps us differentiate between students needing Credit-recovery classes and those on the A through G track.

Sufficiency of credentialed teachers and teacher professional development (e.g., access to instructional materials training on SBE-adopted instructional materials) (EPC)

Goal 1 - All students ready for college and careers.

Goal 2: English Learners will become proficient in English while engaging in a rigorous, standards-aligned curriculum in the Core content areas.

Goal 3: All students engage in schools that are safe, well maintained and family friendly.

Meeting performance goals

School has a designated Professional Development teacher-leader. Professional Learning Community meets weekly to study and analyze relevant data and focus on both system improvement as well as practice improvement. Professional Development opportunities are provided twice monthly on contracted "banked time" Fridays. Opportunities for further Professional Development are offered regularly through Santa Monica-Malibu Unified's Educational Services department and there is available funding for PD opportunities that may be more specifically related to the needs of our specific students.

Alignment of staff development to content standards, assessed student performance, and professional needs (ESEA)

Goal 1 - All students ready for college and careers.

Goal 2: English Learners will become proficient in English while engaging in a rigorous, standards-aligned curriculum in the Core content areas.

Meeting performance goals

All staff development thus far has been in support of teachers mastering the Edgenuity system. Continued Professional development will support the professional needs of staff to use the Edgenuity system with fidelity. Before the reduction of staff at site, all teachers had completed the laborious process of making all classes taught at Olympic A through G compliant.

Ongoing instructional assistance and support for teachers (e.g., use of content experts and instructional coaches) (EPC)

Meeting performance goals

Professional development and PLC are focus points for identifying student instructional outcomes. Teachers are informally observed on an ongoing, daily basis and provided with necessary feedback (due to the small nature of the school, professional intimacy is unavoidable), formal Observations/Evaluations occur on a cycle determined by the Collective Bargaining Agreement (CBA). Newer teachers are provided with veteran teachers in the districts' BTSA program. Santa Monica Malibu Unified School District provides direct support through ongoing PLC training as well as introduction and regular training in Thinking Maps, Crisis Prevention Intervention and a variety of options to appeal to teachers professional needs and growth.

Teacher collaboration by grade level (kindergarten through grade eight [K–8]) and department (grades nine through twelve) (EPC)

Meeting performance goals

Olympic High School only has two grade levels (11 and 12) and collaboration is inter-disciplinary. Again, due to the intimacy of the school this model is productive. Teachers collaborate in both the Professional Learning Community and in Professional development opportunities and less formally on a day-to-day basis through team teaching and informal student study teams. Much of the collaboration this year has focused on the roll-out of the Edgenuity system

Teaching and Learning

Alignment of curriculum, instruction, and materials to content and performance standards (ESEA)

Meeting performance goals

The Edgenuity online learning platform provides curriculum of all subjects that both aligned to Common Core standards and A through G approved. District pacing plan is used as a guide for District interim Assessments and the CAASSP.

Adherence to recommended instructional minutes for reading/language arts and mathematics (K–8) (EPC)

Lesson pacing schedule (K–8) and master schedule flexibility for sufficient numbers of intervention courses (EPC)

Availability of standards-based instructional materials appropriate to all student groups (ESEA)

Meeting performance goals

Standards-based instructional content is available to all student groups; Olympic is Williams compliant and building instructional capacity through increased technology acquisition. Chromebooks have been provided to all students, all students requiring additional WiFi signal to complete their course of studies can receive a WiFi hotspot. All students have daily access to a tech support person at the school site.

Use of SBE-adopted and standards-aligned instructional materials, including intervention materials, and for high school students, access to standards-aligned core courses (EPC)

Meeting performance goals

Olympic has an obligation to provide standards aligned instructional materials to students for the courses taught. Using Edgenuity allows us to stay on par with A through G and Credit Recovery while only using 2 general education teachers.

Opportunity and Equal Educational Access

Services provided by the regular program that enable underperforming students to meet standards (ESEA)

Meeting performance goals

Olympic provides a small school environment and a 20:1 student/teacher ratio. Each teacher serves as an informal Advisor to on average, 20 students. Staff collaborate to plan long term and short term educational learning goals, review academic successes and challenges, conference with parents/guardians and discuss personal growth and attendance. Our SLO's are mini lessons designed by staff members to facilitate discussion of what it takes to develop employable skills, find careers in prosperous fields and be successful, engaged citizens. The acronym created, C.A.R.E.S., stands for; Communicators, Analytical Thinkers, Responsible Individuals, Ethical Citizens, Scholars. Students are provided individualized, standards-based educational programs through Edgenuity. Our emphasis on curriculum, intensive guidance and counseling creates relationships that change that enable student to change their trajectory, ultimately learning how to take responsibility for themselves. Student Study Teams meet once a month to identify, discuss and plan interventions to increase academic success.

Evidence-based educational practices to raise student achievement

Meeting performance goals

Since the Edgenuity learning platform is still relatively new, and we have adopted the Aeries system, the need to structure academic requirements for student attainment and mastery is predicated upon structuring the classroom environment to influence critical thinking skills and student metacognitive analysis.

Parental Engagement

Resources available from family, school, district, and community to assist under-achieving students (ESEA)

Meeting Performance goals

Members of our community work regularly with a variety of outside agencies to provide resources to assist under-achieving students. Youth Resource Team (YRT) of the City Santa Monica, serves to redirect and provide services for at-risk youth. St John's provides individual and group counseling as well as Mindfulness classes. CLARE foundation provides drug counseling for students with substance abuse issues. St. Josephs provides outside support for families of students in crisis. Virginia Avenue Park also serves after school programs and job training opportunities. Parents and community members will continue to be informed and engaged through Back-to-School Nights, Meetings with the Principal and Staff, Open House Events, and School Site Council meetings

Involvement of parents, community representatives, classroom teachers, other school personnel, and students in secondary schools, in the planning, implementation, and evaluation of ConApp programs (5 California Code of Regulations 3932)

Members of the SSC as well as the entire staff of the school have input and opportunity to participate in the decision making process as part of the SPSA process.

Funding

Services provided by categorical funds that enable underperforming students to meet standards (ESEA)

Edgenuity has been provided in lieu of human teachers in order to save resources for the overall District

Fiscal support (EPC)

School Leadership Team Funds \$20,000. - \$18,925 for Substitute teachers, -\$700 for ISP compliance training, - \$372 for three teachers to attend "Defiant Students Seminar"

Educational Partner Involvement

How, when, and with whom did the school consult as part of the planning process for this SPSA/Annual Review and Update?

Involvement Process for the SPSA and Annual Review and Update

School Site Council members elected during the 2022-2023 school year serve 2 year terms. Parents, staff and classified staff are represented on the School Site Council and meetings will continue to take place in order to develop this plan throughout the remainder of the 2022-2023 school year.

Resource Inequities

Briefly identify and describe any resource inequities identified as a result of the required needs assessment, as applicable.

Historically, the Santa Monica unified school district funded 1 music teacher for 1 period of music 4 days a week and an 80% Art teacher. However, given the financial challenges facing our small District, it was decided that Olympic High School students would only have art and music via the Edgenuity on-line platform.

Why?

Over the last 10 years or so, as our school has become more academically rigorous, the amount of referrals from our feeder schools, Santa Monica High and Malibu High, has consistently dropped.

The definition of a continuation school is specifically different from a traditional neighborhood school: the CDE defines a continuation school as:

"Continuation education is an alternative high school diploma program. It is for students who are sixteen years of age or older, have not graduated from high school, are still required to attend school, and who are at risk of not graduating. Many students in continuation education are behind in high school credits."

Again, given the financial challenges facing our District, our school needed to reduce our teaching staff, move our Counselor to another Site and stop offering electives that required District financial support.

School and Student Performance Data

Student Enrollment Enrollment By Student Group

Student Enrollment by Subgroup						
Student Group	Percent of Enrollment			Number of Students		
	21-22	22-23	23-24	21-22	22-23	23-24
American Indian	%	0%	%		0	
African American	13.51%	8.82%	12.50%	5	3	4
Asian	%	2.94%	3.13%		1	1
Filipino	%	2.94%	%		1	
Hispanic/Latino	45.95%	52.94%	62.50%	17	18	20
Pacific Islander	%	0%	%		0	
White	37.84%	26.47%	15.63%	14	9	5
Multiple/No Response	2.70%	5.88%	6.25%	1	2	2
Total Enrollment				37	34	32

Student Enrollment Enrollment By Grade Level

Student Enrollment by Grade Level			
Grade	Number of Students		
	21-22	22-23	23-24
Grade 10	1	2	4
Grade 11	14	12	9
Grade 12	22	20	19
Total Enrollment	37	34	32

Conclusions based on this data:

1. Our school has a greater percentage of students of color than any other campus in Santa Monica
2. Our school serves majority 11th and 12th grades
3. Our school has higher levels of homeless youth, foster youth and low SES

School and Student Performance Data

Student Enrollment English Learner (EL) Enrollment

English Learner (EL) Enrollment						
Student Group	Number of Students			Percent of Students		
	21-22	22-23	23-24	21-22	22-23	23-24
English Learners	3	4	4	6.00%	8.1%	12.5%
Fluent English Proficient (FEP)	10	5	4	24.00%	27.0%	12.5%
Reclassified Fluent English Proficient (RFEP)				0.0%		

Conclusions based on this data:

1. We have less identified EL students referred to our school
2. Low numbers of EL's create challenges in creating strategies for programatic improvement
3. Less RFEP students have been referred to our school.

School and Student Performance Data

CAASPP Results English Language Arts/Literacy (All Students)

Overall Participation for All Students												
Grade Level	# of Students Enrolled			# of Students Tested			# of Students with			% of Enrolled Students		
	20-21	21-22	22-23	20-21	21-22	22-23	20-21	21-22	22-23	20-21	21-22	22-23
Grade 11	29	17	17	0	6	9	0	6	9	0.0	35.3	52.9
All Grades	29	17	17	0	6	9	0	6	9	0.0	35.3	52.9

The “% of Enrolled Students Tested” showing in this table is not the same as “Participation Rate” for federal accountability purposes.

Overall Achievement for All Students															
Grade Level	Mean Scale Score			% Standard			% Standard Met			% Standard Nearly			% Standard Not		
	20-21	21-22	22-23	20-21	21-22	22-23	20-21	21-22	22-23	20-21	21-22	22-23	20-21	21-22	22-23
Grade 11		*	*		*	*		*	*		*	*		*	*
All Grades	N/A	N/A	N/A		*	*		*	*		*	*		*	*

Reading Demonstrating understanding of literary and non-fictional texts									
Grade Level	% Above Standard			% At or Near Standard			% Below Standard		
	20-21	21-22	22-23	20-21	21-22	22-23	20-21	21-22	22-23
Grade 11		*	*		*	*		*	*
All Grades		*	*		*	*		*	*

Writing Producing clear and purposeful writing									
Grade Level	% Above Standard			% At or Near Standard			% Below Standard		
	20-21	21-22	22-23	20-21	21-22	22-23	20-21	21-22	22-23
Grade 11		*	*		*	*		*	*
All Grades		*	*		*	*		*	*

Listening Demonstrating effective communication skills									
Grade Level	% Above Standard			% At or Near Standard			% Below Standard		
	20-21	21-22	22-23	20-21	21-22	22-23	20-21	21-22	22-23
Grade 11		*	*		*	*		*	*
All Grades		*	*		*	*		*	*

Research/Inquiry Investigating, analyzing, and presenting information									
Grade Level	% Above Standard			% At or Near Standard			% Below Standard		
	20-21	21-22	22-23	20-21	21-22	22-23	20-21	21-22	22-23
Grade 11		*	*		*	*		*	*
All Grades		*	*		*	*		*	*

Conclusions based on this data:

1. Not enough students are taking and completing the test.
2. Students have not been informed as to the value of CAASP results as it relates to their educational and or professional goals.
3. At-promise and reluctant learners are skeptical of the value of statewide assessments

School and Student Performance Data

CAASPP Results Mathematics (All Students)

Overall Participation for All Students												
Grade Level	# of Students Enrolled			# of Students Tested			# of Students with			% of Enrolled Students		
	20-21	21-22	22-23	20-21	21-22	22-23	20-21	21-22	22-23	20-21	21-22	22-23
Grade 11	29	17	18	0	0	10	0	0	10	0.0	0.0	55.6
All Grades	29	17	18	0	0	10	0	0	10	0.0	0.0	55.6

* The “% of Enrolled Students Tested” showing in this table is not the same as “Participation Rate” for federal accountability purposes.

Overall Achievement for All Students															
Grade Level	Mean Scale Score			% Standard			% Standard Met			% Standard Nearly			% Standard Not		
	20-21	21-22	22-23	20-21	21-22	22-23	20-21	21-22	22-23	20-21	21-22	22-23	20-21	21-22	22-23
Grade 11			*			*			*			*			*
All Grades	N/A	N/A	N/A			*			*			*			*

Concepts & Procedures Applying mathematical concepts and procedures									
Grade Level	% Above Standard			% At or Near Standard			% Below Standard		
	20-21	21-22	22-23	20-21	21-22	22-23	20-21	21-22	22-23

Problem Solving & Modeling/Data Analysis Using appropriate tools and strategies to solve real world and mathematical problems									
Grade Level	% Above Standard			% At or Near Standard			% Below Standard		
	20-21	21-22	22-23	20-21	21-22	22-23	20-21	21-22	22-23

Communicating Reasoning Demonstrating ability to support mathematical conclusions									
Grade Level	% Above Standard			% At or Near Standard			% Below Standard		
	20-21	21-22	22-23	20-21	21-22	22-23	20-21	21-22	22-23

Conclusions based on this data:

1. Not enough students are taking and completing the test.
2. Students have not been informed as to the value of CAASP results as it relates to their educational and or professional goals.
3. Because of the low referrals, it is difficult to reach meaningful conclusions about the data

School and Student Performance Data

ELPAC Results

ELPAC Summative Assessment Data Number of Students and Mean Scale Scores for All Students												
Grade Level	Overall			Oral Language			Written Language			Number of Students Tested		
	20-21	21-22	22-23	20-21	21-22	22-23	20-21	21-22	22-23	20-21	21-22	22-23
11	*	*	*	*	*	*	*	*	*	*	*	*
12		*			*			*		*	*	
All Grades										*	*	*

Overall Language Percentage of Students at Each Performance Level for All Students															
Grade Level	Level 4			Level 3			Level 2			Level 1			Total Number of Students		
	20-21	21-22	22-23	20-21	21-22	22-23	20-21	21-22	22-23	20-21	21-22	22-23	20-21	21-22	22-23
11	*	*	*	*	*	*	*	*	*	*	*	*	*	*	*
12		*			*			*			*			*	
All Grades	*	*	*	*	*	*	*	*	*	*	*	*	*	*	*

Oral Language Percentage of Students at Each Performance Level for All Students															
Grade Level	Level 4			Level 3			Level 2			Level 1			Total Number of Students		
	20-21	21-22	22-23	20-21	21-22	22-23	20-21	21-22	22-23	20-21	21-22	22-23	20-21	21-22	22-23
11	*	*	*	*	*	*	*	*	*	*	*	*	*	*	*
12		*			*			*			*			*	
All Grades	*	*	*	*	*	*	*	*	*	*	*	*	*	*	*

Written Language Percentage of Students at Each Performance Level for All Students															
Grade Level	Level 4			Level 3			Level 2			Level 1			Total Number of Students		
	20-21	21-22	22-23	20-21	21-22	22-23	20-21	21-22	22-23	20-21	21-22	22-23	20-21	21-22	22-23
11	*	*	*	*	*	*	*	*	*	*	*	*	*	*	*
12		*			*			*			*			*	
All Grades	*	*	*	*	*	*	*	*	*	*	*	*	*	*	*

Listening Domain Percentage of Students by Domain Performance Level for All Students												
Grade Level	Well Developed			Somewhat/Moderately			Beginning			Total Number of Students		
	20-21	21-22	22-23	20-21	21-22	22-23	20-21	21-22	22-23	20-21	21-22	22-23
11	*	*	*	*	*	*	*	*	*	*	*	*
12		*			*			*			*	
All Grades	*	*	*	*	*	*	*	*	*	*	*	*

Speaking Domain Percentage of Students by Domain Performance Level for All Students												
Grade Level	Well Developed			Somewhat/Moderately			Beginning			Total Number of Students		
	20-21	21-22	22-23	20-21	21-22	22-23	20-21	21-22	22-23	20-21	21-22	22-23
11	*	*	*	*	*	*	*	*	*	*	*	*
12		*			*			*			*	
All Grades	*	*	*	*	*	*	*	*	*	*	*	*

Reading Domain Percentage of Students by Domain Performance Level for All Students												
Grade Level	Well Developed			Somewhat/Moderately			Beginning			Total Number of Students		
	20-21	21-22	22-23	20-21	21-22	22-23	20-21	21-22	22-23	20-21	21-22	22-23
11	*	*	*	*	*	*	*	*	*	*	*	*
12		*			*			*			*	
All Grades	*	*	*	*	*	*	*	*	*	*	*	*

Writing Domain Percentage of Students by Domain Performance Level for All Students												
Grade Level	Well Developed			Somewhat/Moderately			Beginning			Total Number of Students		
	20-21	21-22	22-23	20-21	21-22	22-23	20-21	21-22	22-23	20-21	21-22	22-23
11	*	*	*	*	*	*	*	*	*	*	*	*
12		*			*			*			*	
All Grades	*	*	*	*	*	*	*	*	*	*	*	*

Conclusions based on this data:

1. In order to protect student privacy, an asterisk (*) will be displayed instead of a number on test results where 10 or fewer students had tested.

School and Student Performance Data

Student Population

The 2023 California School Dashboard provides parents and educators with meaningful information on school and district progress so they can participate in decisions to improve student learning.

The California School Dashboard goes beyond test scores alone to provide a more complete picture of how schools and districts are meeting the needs of all students. To help parents and educators identify strengths and areas for improvement, California reports how districts, schools (including alternative schools), and student groups are performing across state and local measures.

This section provides information about the school's student population.

2022-23 Student Population			
Total Enrollment	Socioeconomically Disadvantaged	English Learners	Foster Youth
34	70.6	11.8	Students whose well being is the responsibility of a court.
Total Number of Students enrolled in Olympic Continuation High School.	Students who are eligible for free or reduced priced meals; or have parents/guardians who did not receive a high school diploma.	Students who are learning to communicate effectively in English, typically requiring instruction in both the English Language and in their academic courses.	

2022-23 Enrollment for All Students/Student Group		
Student Group	Total	Percentage
English Learners	4	11.8
Foster Youth		
Homeless		
Socioeconomically Disadvantaged	24	70.6
Students with Disabilities	7	20.6

Enrollment by Race/Ethnicity		
Student Group	Total	Percentage
African American	3	8.8
Asian	1	2.9
Filipino	1	2.9
Hispanic	18	52.9
Two or More Races	2	5.9
White	9	26.5

Conclusions based on this data:

- Our programs have a greater percentage of students that are socio-economically disadvantaged than other schools in our district, reflecting the unique composition of our student body
- Our programs have higher amounts of African American and Hispanic/Latino students than other schools in the District

3. We have a high population of Foster Youth students in our school

School and Student Performance Data

Overall Performance




The 2023 California School Dashboard provides parents and educators with meaningful information on school and district progress so they can participate in decisions to improve student learning.

The California School Dashboard goes beyond test scores alone to provide a more complete picture of how schools and districts are meeting the needs of all students. To help parents and educators identify strengths and areas for improvement, California reports how districts, schools (including alternative schools), and student groups are performing across state and local measures.

Performance on state measures, using comparable statewide data, is represented by one of five colors. The performance level (color) is not included when there are fewer than 30 students in any year. This is represented using a greyed out color dial with the words “No Performance Color.”



2023 Fall Dashboard Overall Performance for All Students

Academic Performance	Academic Engagement	Conditions & Climate
<div>College/Career</div>  <div>No Status Level</div>	<div>Chronic Absenteeism</div>  <div>No Performance Color</div>	<div>Suspension Rate</div>  <div>Orange</div>

Conclusions based on this data:

1. Students at Olympic did not participate in the state test during the 21-22 school year, so there is no data to reflect upon.

School and Student Performance Data

Academic Performance English Language Arts

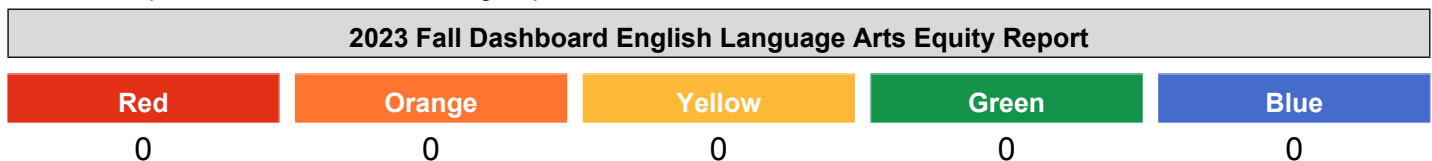
The 2023 California School Dashboard provides parents and educators with meaningful information on school and district progress so they can participate in decisions to improve student learning.

The California School Dashboard goes beyond test scores alone to provide a more complete picture of how schools and districts are meeting the needs of all students. To help parents and educators identify strengths and areas for improvement, California reports how districts, schools (including alternative schools), and student groups are performing across state and local measures.



Performance on state measures, using comparable statewide data, is represented by one of five colors. The performance level (color) is not included when there are fewer than 30 students in any year. This is represented using a greyed out color dial with the words “No Performance Color.”






This section provides number of student groups in each level.



This section provides a view of how well students are meeting grade-level standards on the English Language Arts assessment. This measure is based on student performance on either the Smarter Balanced Summative Assessment or the California Alternate Assessment, which is taken annually by students in grades 3–8 and grade 11.

2023 Fall Dashboard English Language Arts Performance for All Students/Student Group		
All Students 268.2 points below standard Increased Significantly +15.5 points 12 Students	English Learners Less than 11 Students 1 Student	Foster Youth  No Performance Color 0 Students
Homeless  No Performance Color 0 Students	Socioeconomically Disadvantaged Less than 11 Students 8 Students	Students with Disabilities Less than 11 Students 3 Students

2023 Fall Dashboard English Language Arts Performance by Race/Ethnicity

African American	American Indian	Asian	Filipino
Less than 11 Students 2 Students	 No Performance Color 0 Students	Less than 11 Students 0 Students	 No Performance Color 0 Students
Hispanic	Two or More Races	Pacific Islander	White
Less than 11 Students 4 Students	Less than 11 Students 2 Students	 No Performance Color 0 Students	Less than 11 Students 4 Students

This section provides additional information on distance from standard for current English learners, prior or Reclassified English learners, and English Only students in English Language Arts.

2023 Fall Dashboard English Language Arts Data Comparisons for English Learners

Current English Learner	Reclassified English Learners	English Only
Less than 11 Students 1 Student	Less than 11 Students 0 Students	Less than 11 Students 10 Students

Conclusions based on this data:

- Students at Olympic did not participate in the state test during the 21-22 school year, so there is no data to reflect upon.

School and Student Performance Data

Academic Performance Mathematics

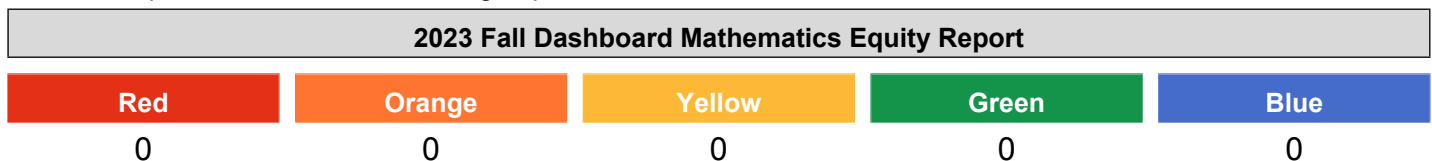
The 2023 California School Dashboard provides parents and educators with meaningful information on school and district progress so they can participate in decisions to improve student learning.

The California School Dashboard goes beyond test scores alone to provide a more complete picture of how schools and districts are meeting the needs of all students. To help parents and educators identify strengths and areas for improvement, California reports how districts, schools (including alternative schools), and student groups are performing across state and local measures.



Performance on state measures, using comparable statewide data, is represented by one of five colors. The performance level (color) is not included when there are fewer than 30 students in any year. This is represented using a greyed out color dial with the words “No Performance Color.”






This section provides number of student groups in each level.



This section provides a view of how well students are meeting grade-level standards on the Mathematics assessment. This measure is based on student performance either on the Smarter Balanced Summative Assessment or the California Alternate Assessment, which is taken annually by students in grades 3–8 and grade 11.

2023 Fall Dashboard Mathematics Performance for All Students/Student Group		
All Students 320.6 points below standard Increased Significantly +27.4 points 13 Students	English Learners Less than 11 Students 1 Student	Foster Youth  No Performance Color 0 Students
Homeless  No Performance Color 0 Students	Socioeconomically Disadvantaged Less than 11 Students 9 Students	Students with Disabilities Less than 11 Students 3 Students

2023 Fall Dashboard Mathematics Performance by Race/Ethnicity

African American	American Indian	Asian	Filipino
Less than 11 Students 2 Students	 No Performance Color 0 Students	Less than 11 Students 1 Student	 No Performance Color 0 Students
Hispanic	Two or More Races	Pacific Islander	White
Less than 11 Students 4 Students	Less than 11 Students 2 Students	 No Performance Color 0 Students	Less than 11 Students 4 Students

This section provides additional information on distance from standard for current English learners, prior or Reclassified English learners, and English Only students in mathematics

2023 Fall Dashboard Mathematics Data Comparisons for English Learners

Current English Learner	Reclassified English Learners	English Only
Less than 11 Students 1 Student	Less than 11 Students 0 Students	Less than 11 Students 10 Students

Conclusions based on this data:

- Students at Olympic did not participate in the state test during the 21-22 school year, so there is no data to reflect upon.

School and Student Performance Data

Academic Performance English Learner Progress

The 2023 California School Dashboard provides parents and educators with meaningful information on school and district progress so they can participate in decisions to improve student learning.

The California School Dashboard goes beyond test scores alone to provide a more complete picture of how schools and districts are meeting the needs of all students. To help parents and educators identify strengths and areas for improvement, California reports how districts, schools (including alternative schools), and student groups are performing across state and local measures.

Performance on state measures, using comparable statewide data, is represented by one of five colors. The performance level (color) is not included when there are fewer than 30 students in any year. This is represented using a greyed out color dial with the words “No Performance Color.”

This section provides a view of the percentage of current EL students making progress towards English language proficiency or maintaining the highest level.

2023 Fall Dashboard English Learner Progress Indicator					
	<table><tr><th>English Learner Progress</th></tr><tr><td>making progress towards English language proficiency</td></tr><tr><td>Number of EL Students: 1 Student</td></tr><tr><td>Performance Level: No Performance Level</td></tr></table>	English Learner Progress	making progress towards English language proficiency	Number of EL Students: 1 Student	Performance Level: No Performance Level
English Learner Progress					
making progress towards English language proficiency					
Number of EL Students: 1 Student					
Performance Level: No Performance Level					

This section provides a view of the percentage of current EL students who progressed at least one ELPI level, maintained ELPI level 4, maintained lower ELPI levels (i.e, levels 1, 2L, 2H, 3L, or 3H), or decreased at least one ELPI Level.

2023 Fall Dashboard Student English Language Acquisition Results			
Decreased One ELPI Level	Maintained ELPI Level 1, 2L, 2H, 3L, or 3H	Maintained ELPI Level 4	Progressed At Least One ELPI Level

Conclusions based on this data:

1. Students at Olympic did not participate in the state test during the 21-22 school year, so there is no data to reflect upon.

School and Student Performance Data

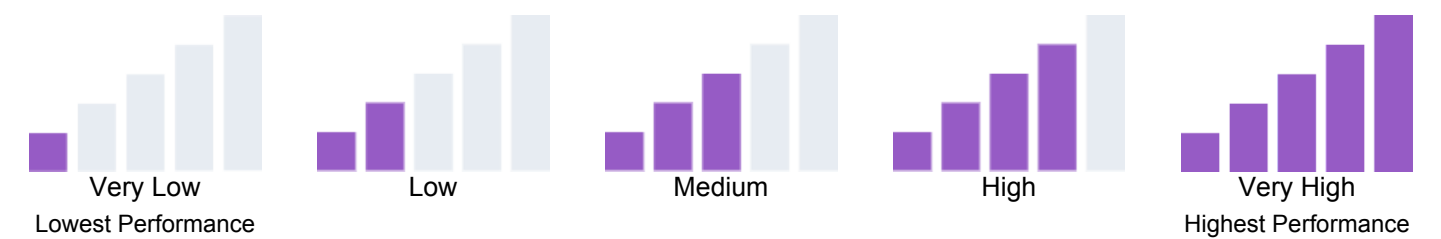
Academic Performance College/Career Report

The 2023 California School Dashboard provides parents and educators with meaningful information on school and district progress so they can participate in decisions to improve student learning.

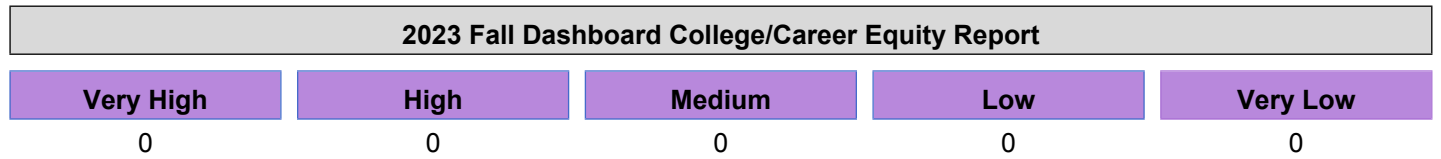
The California School Dashboard goes beyond test scores alone to provide a more complete picture of how schools and districts are meeting the needs of all students. To help parents and educators identify strengths and areas for improvement, California reports how districts, schools (including alternative schools), and student groups are performing across state and local measures.

Performance on state measures, using comparable statewide data, is represented by one of five colors. The performance level (color) is not included when there are fewer than 30 students in any year. This is represented using a greyed out color dial with the words "No Performance Color."

This section provided information on the percentage of high school graduates who are placed in the "Prepared" level on the College/Career Indicator.

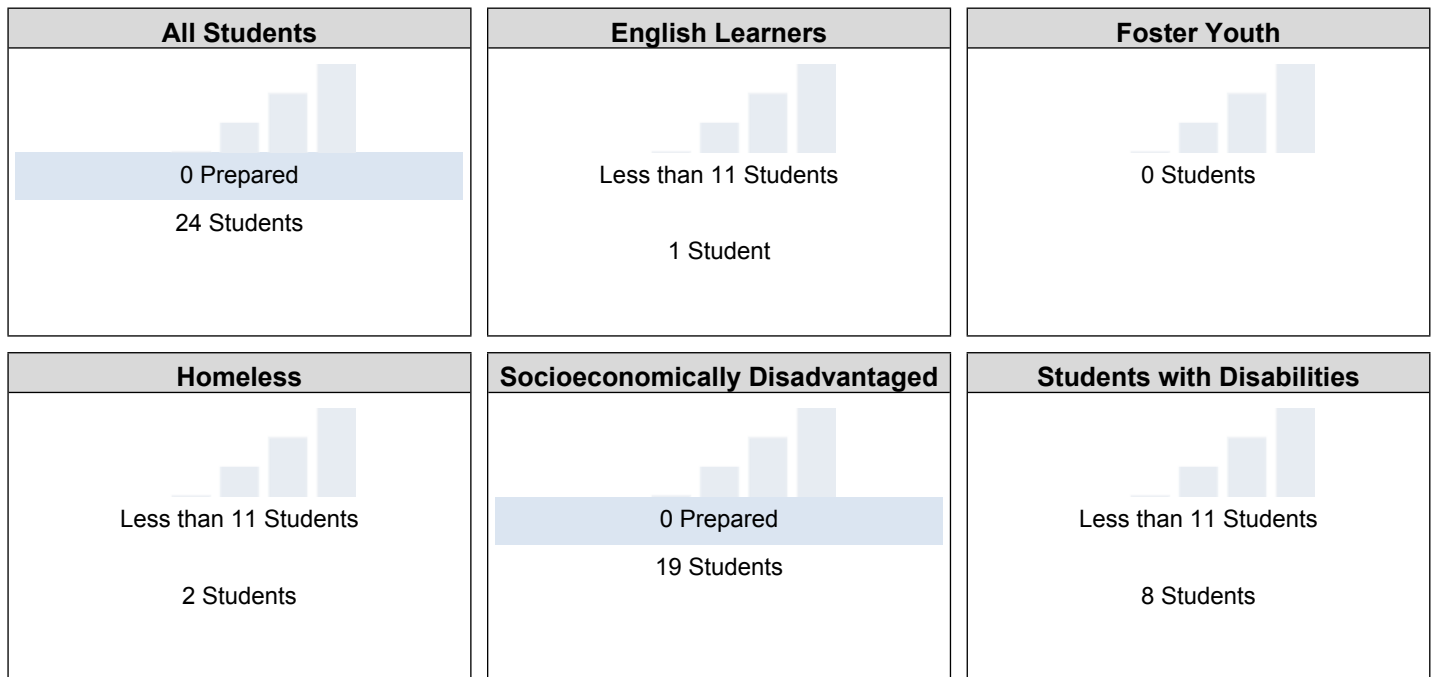


This section provides number of student groups in each level.

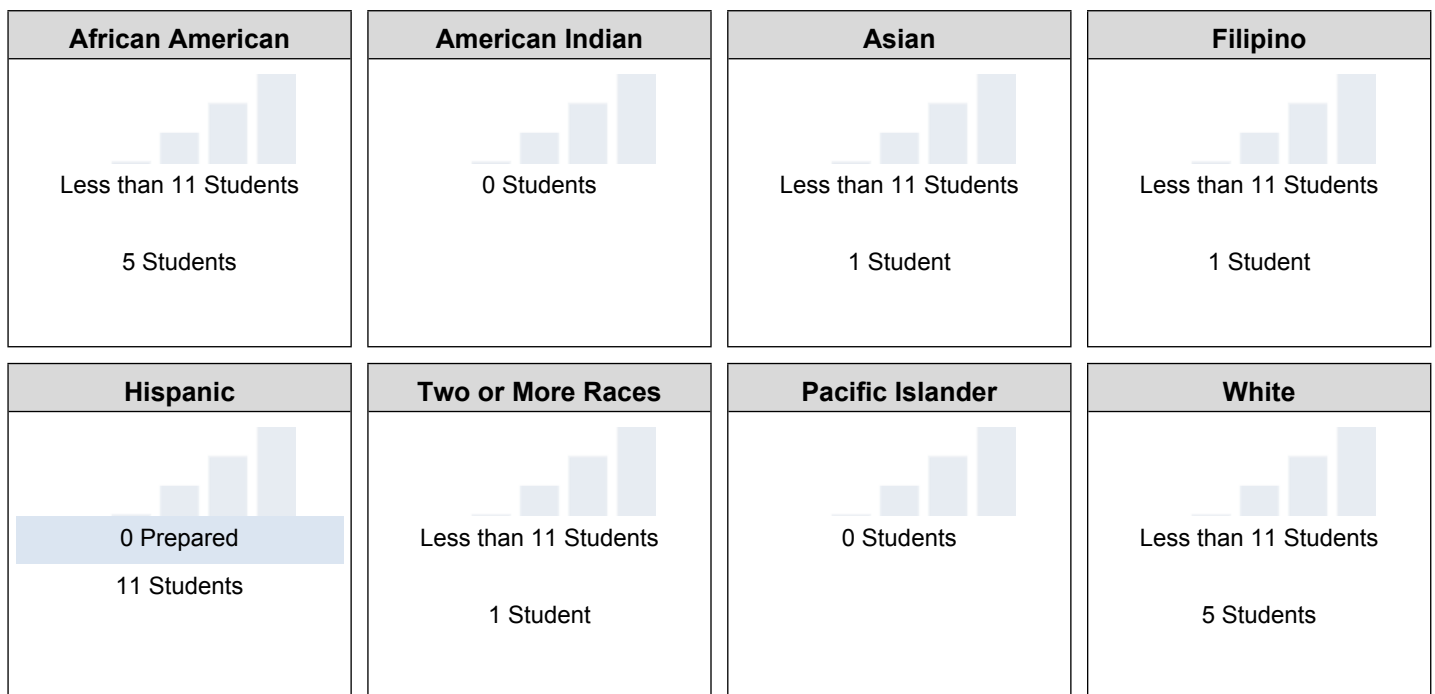


This section provides information about the percentage of students in kindergarten through grade 8 who are absent 10 percent or more of the instructional days they were enrolled.

2023 Fall Dashboard College/Career Report for All Students/Student Group



2023 Fall Dashboard College/Career Report by Race/Ethnicity



Conclusions based on this data:

1.

School and Student Performance Data

Academic Engagement Chronic Absenteeism

The 2023 California School Dashboard provides parents and educators with meaningful information on school and district progress so they can participate in decisions to improve student learning.

The California School Dashboard goes beyond test scores alone to provide a more complete picture of how schools and districts are meeting the needs of all students. To help parents and educators identify strengths and areas for improvement, California reports how districts, schools (including alternative schools), and student groups are performing across state and local measures.

Performance on state measures, using comparable statewide data, is represented by one of five colors. The performance level (color) is not included when there are fewer than 30 students in any year. This is represented using a greyed out color dial with the words “No Performance Color.”



This section provides number of student groups in each level.

2023 Fall Dashboard Chronic Absenteeism Equity Report

Red

Orange

Yellow


Green

Blue


This section provides information about the percentage of students in kindergarten through grade 8 who are absent 10 percent or more of the instructional days they were enrolled.

2023 Fall Dashboard Chronic Absenteeism for All Students/Student Group


All Students


No Performance Color
0 Students


English Learners


No Performance Color
0 Students

Foster Youth


No Performance Color
0 Students


Homeless


No Performance Color
0 Students









Socioeconomically Disadvantaged


No Performance Color
0 Students

Students with Disabilities


No Performance Color
0 Students

2023 Fall Dashboard Chronic Absenteeism by Race/Ethnicity

African American  No Performance Color 0 Students	American Indian  No Performance Color 0 Students	Asian  No Performance Color 0 Students	Filipino  No Performance Color 0 Students
Hispanic  No Performance Color 0 Students	Two or More Races  No Performance Color 0 Students	Pacific Islander  No Performance Color 0 Students	White  No Performance Color 0 Students

Conclusions based on this data:

1.

School and Student Performance Data

Academic Engagement Graduation Rate

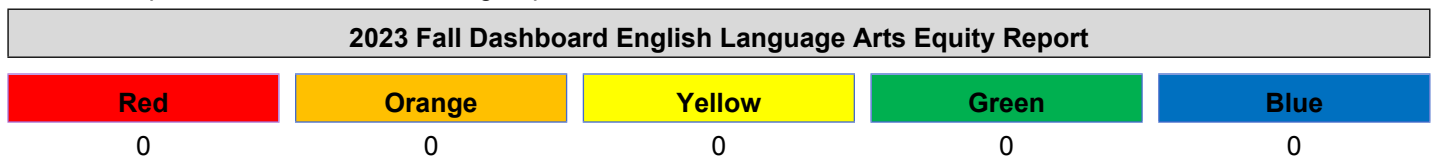
The 2023 California School Dashboard provides parents and educators with meaningful information on school and district progress so they can participate in decisions to improve student learning.

The California School Dashboard goes beyond test scores alone to provide a more complete picture of how schools and districts are meeting the needs of all students. To help parents and educators identify strengths and areas for improvement, California reports how districts, schools (including alternative schools), and student groups are performing across state and local measures.


Performance on state measures, using comparable statewide data, is represented by one of five colors. The performance level (color) is not included when there are fewer than 30 students in any year. This is represented using a greyed out color dial with the words “No Performance Color.”





This section provides number of student groups in each level.



This section provides information about students completing high school, which includes students who receive a standard high school diploma.

2023 Fall Dashboard Graduation Rate for All Students/Student Group		
All Students 58.3% graduated Decreased Significantly -34 24 Students	English Learners Less than 11 Students 1 Student	Foster Youth  No Performance Color 0 Students
Homeless Less than 11 Students 2 Students	Socioeconomically Disadvantaged 63.2% graduated Decreased Significantly -31.6 19 Students	Students with Disabilities Less than 11 Students 8 Students

2023 Fall Dashboard Graduation Rate by Race/Ethnicity

African American	American Indian	Asian	Filipino
Less than 11 Students 5 Students	 No Performance Color 0 Students	Less than 11 Students 1 Student	Less than 11 Students 1 Student
Hispanic	Two or More Races	Pacific Islander	White
63.6% graduated 11 Students	Less than 11 Students 1 Student	 No Performance Color 0 Students	Less than 11 Students 5 Students

Conclusions based on this data:

1. Olympic had a high graduation rate with 92.3% of students completing graduation
2. Students who were not able to graduate in the Spring of 2022 would be expected to finish during summer of 2022.
3. By Fall of 2022, adult school and Olympic students had 100% graduation rates.

School and Student Performance Data

Conditions & Climate Suspension Rate

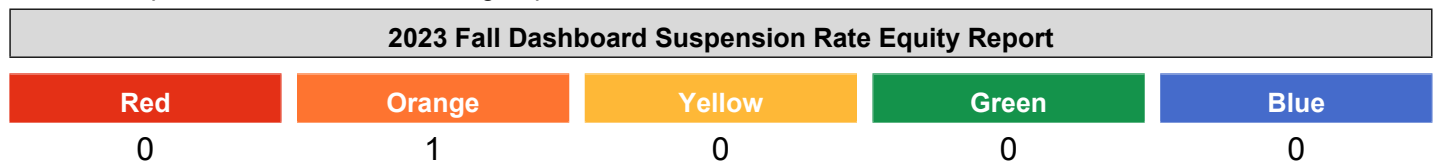
The 2023 California School Dashboard provides parents and educators with meaningful information on school and district progress so they can participate in decisions to improve student learning.

The California School Dashboard goes beyond test scores alone to provide a more complete picture of how schools and districts are meeting the needs of all students. To help parents and educators identify strengths and areas for improvement, California reports how districts, schools (including alternative schools), and student groups are performing across state and local measures.




Performance on state measures, using comparable statewide data, is represented by one of five colors. The performance level (color) is not included when there are fewer than 30 students in any year. This is represented using a greyed out color dial with the words "No Performance Color."





This section provides number of student groups in each level.



This section provides information about the percentage of students in kindergarten through grade 12 who have been suspended at least once in a given school year. Students who are suspended multiple times are only counted once.

2023 Fall Dashboard Suspension Rate for All Students/Student Group		
All Students  <p>Orange</p> <p>5.9% suspended at least one day</p> <p>Increased 5.9 51 Students</p>	English Learners <p>Less than 11 Students 4 Students</p>	Foster Youth  <p>No Performance Color</p> <p>0 Students</p>
Homeless <p>Less than 11 Students 1 Student</p>	Socioeconomically Disadvantaged  <p>Orange</p> <p>2.9% suspended at least one day</p> <p>Increased 2.9 35 Students</p>	Students with Disabilities <p>Less than 11 Students 10 Students</p>

2023 Fall Dashboard Suspension Rate by Race/Ethnicity

African American	American Indian	Asian	Filipino
Less than 11 Students 7 Students	 No Performance Color 0 Students	Less than 11 Students 3 Students	Less than 11 Students 1 Student
Hispanic	Two or More Races	Pacific Islander	White
4% suspended at least one day Increased 4 25 Students	Less than 11 Students 3 Students	 No Performance Color 0 Students	0% suspended at least one day Maintained 0 12 Students

Conclusions based on this data:

1. Suspension rates were very low during the 21-22 school year.
2. Teachers are being trained in restorative justice and working with our student population.
3. Moving forward next year, we will be incorporating restorative justice circles as needed.

Goals, Strategies, & Proposed Expenditures

Complete a copy of the following table for each of the school's goals. Duplicate the table as needed.

Goal Subject

Evidence-based writing

LEA/LCAP Goal

All students will be college and career ready through socially just pathways rooted in curiosity, belonging, and empowerment.

Goal 1

All graduates are socially just and ready for college and careers.

Identified Need

- 1a. Adopt and implement an engaging online curriculum to facilitate credit recovery and completion.
- 1c. Increase the participation and performance of students taking the SBAC: ELA and Math session and District Interim Assessments
- 1d. Continue integrated technology based instruction and activities

Annual Measurable Outcomes

Metric/Indicator	Baseline/Actual Outcome	Expected Outcome
CAASPP data	All student groups scored "below standard" on both Math and ELA	50% of all student groups will score at "standard nearly met" or "standard met"

Complete a copy of the Strategy/Activity table for each of the school's strategies/activities. Duplicate the table, including Proposed Expenditures, as needed.

Strategy/Activity 1

Students to be Served by this Strategy/Activity

(Identify either All Students or one or more specific student groups)

All

Strategy/Activity

We have implemented the Edgenuity online curriculum to facilitate credit recovery and continue to learn how to use the tool effectively. For the 2023-2024 school year Olympic will have 2 general education teachers and 1 SPED teacher. In order to be able to offer and facilitate credit recovery in all academic and elective classes at SAMOHI, Olympic must use a comprehensive online credit recovery system.

Proposed Expenditures for this Strategy/Activity

List the amount(s) and funding source(s) for the proposed expenditures. Specify the funding source(s) using one or more of the following: LCFF, Federal (if Federal identify the Title and Part, as applicable), Other State, and/or Local.

Amount(s)	Source(s)
23,556	District LCAP Funds

Strategy/Activity 2

Students to be Served by this Strategy/Activity

(Identify either All Students or one or more specific student groups)

All

Strategy/Activity

Discuss importance of taking SBAC with students and families
--

Proposed Expenditures for this Strategy/Activity

List the amount(s) and funding source(s) for the proposed expenditures. Specify the funding source(s) using one or more of the following: LCFF, Federal (if Federal identify the Title and Part, as applicable), Other State, and/or Local.

Amount(s)	Source(s)
0	Site Formula Funds

Strategy/Activity 3

Students to be Served by this Strategy/Activity

(Identify either All Students or one or more specific student groups)

All

Strategy/Activity

In the fall we will be implementing a hybrid teaching model which incorporates Edgenuity and direct instruction in all classes.

Proposed Expenditures for this Strategy/Activity

List the amount(s) and funding source(s) for the proposed expenditures. Specify the funding source(s) using one or more of the following: LCFF, Federal (if Federal identify the Title and Part, as applicable), Other State, and/or Local.

Amount(s)	Source(s)
0	District Funded None Specified

Strategy/Activity 4

Students to be Served by this Strategy/Activity

(Identify either All Students or one or more specific student groups)

All

Strategy/Activity

Olympic will be offering dual enrollment opportunities at Santa Monica College for all students.

Proposed Expenditures for this Strategy/Activity

List the amount(s) and funding source(s) for the proposed expenditures. Specify the funding source(s) using one or more of the following: LCFF, Federal (if Federal identify the Title and Part, as applicable), Other State, and/or Local.

Amount(s)

Source(s)

Site Formula Funds

Strategy/Activity 5

Students to be Served by this Strategy/Activity

(Identify either All Students or one or more specific student groups)

All

Strategy/Activity

Incorporate relevance around the state and district assessments for ELA and Math and support teacher collaboration around looking at diagnostic and interim assessments throughout the year, and generate an interim calendar for these subjects establishing an ongoing assessment of ELA and math learning.

Proposed Expenditures for this Strategy/Activity

List the amount(s) and funding source(s) for the proposed expenditures. Specify the funding source(s) using one or more of the following: LCFF, Federal (if Federal identify the Title and Part, as applicable), Other State, and/or Local.

Amount(s)

0

Source(s)

Site Formula Funds

Strategy/Activity 6

Students to be Served by this Strategy/Activity

(Identify either All Students or one or more specific student groups)

All

Strategy/Activity

Provide entry diagnostic Star assessments to all new enrolled students at Olympic to help teachers determine the students academic needs. These data points will be used to create the students individual goal sheet.

Proposed Expenditures for this Strategy/Activity

List the amount(s) and funding source(s) for the proposed expenditures. Specify the funding source(s) using one or more of the following: LCFF, Federal (if Federal identify the Title and Part, as applicable), Other State, and/or Local.

Amount(s) Source(s)

Strategy/Activity 7

Students to be Served by this Strategy/Activity

(Identify either All Students or one or more specific student groups)

All

Strategy/Activity

Release time for SLT team to work with cohort and Principal in developing professional development plans, and instructional shifts to impact student achievement based on the site implementation plan created by the SLT with support from Innovate Ed.

Proposed Expenditures for this Strategy/Activity

List the amount(s) and funding source(s) for the proposed expenditures. Specify the funding source(s) using one or more of the following: LCFF, Federal (if Federal identify the Title and Part, as applicable), Other State, and/or Local.

Amount(s) Source(s)

731	Stretch Grant (Ed Foundation) 1000-1999: Certificated Personnel Salaries
-----	---

Strategy/Activity 8

Students to be Served by this Strategy/Activity

(Identify either All Students or one or more specific student groups)

All

Strategy/Activity

Supplemental resources will be purchased to help improve comprehension for students, increase motivation, and assist those who need extra support. These materials will also help fill in any gaps in a course's structure to help students transition between subjects during the direct teaching components of our students school day.

Proposed Expenditures for this Strategy/Activity

List the amount(s) and funding source(s) for the proposed expenditures. Specify the funding source(s) using one or more of the following: LCFF, Federal (if Federal identify the Title and Part, as applicable), Other State, and/or Local.

Amount(s) Source(s)

2213	Site Formula Funds 4000-4999: Books And Supplies
------	---

Annual Review

SPSA Year Reviewed: 2023-24

Respond to the following prompts relative to this goal. If the school is in the first year of implementing the goal, an analysis is not required and this section may be deleted.

ANALYSIS

Describe the overall implementation of the strategies/activities and the overall effectiveness of the strategies/activities to achieve the articulated goal.

Just relying on Edgenuity as the sole provider of instruction, our data shows that students are in need of adding on direct instruction to their day to increase connectivity, engagement, student accountability, and an increase in student interest. Additionally, it helps our staff better meet the individual needs of each student. In the fall we will be implementing a hybrid teaching model which incorporates Edgenuity and direct instruction in all classes.

Briefly describe any major differences between the intended implementation and/or the budgeted expenditures to implement the strategies/activities to meet the articulated goal.

Our strategies require no additional funding

Describe any changes that will be made to this goal, the annual outcomes, metrics, or strategies/activities to achieve this goal as a result of this analysis. Identify where those changes can be found in the SPSA.

Goals, Strategies, & Proposed Expenditures

Complete a copy of the following table for each of the school's goals. Duplicate the table as needed.

Goal Subject

Communicating using Precise Academic Language

LEA/LCAP Goal

Multilingual Learners will become proficient in English while engaging in a rigorous, culturally and linguistically responsive, standards-aligned core curriculum.

Goal 2

English Learners will become proficient in English while engaging in a rigorous, culturally and linguistically responsive standards-aligned core curriculum.

Identified Need

During classroom observations and data analysis with our school team, we have identified a need to provide realia, direct instruction, and scaffolds for our English Language Learners.

Annual Measurable Outcomes

Metric/Indicator	Baseline/Actual Outcome	Expected Outcome
Identify and support EL students and track achievement data		

Complete a copy of the Strategy/Activity table for each of the school's strategies/activities. Duplicate the table, including Proposed Expenditures, as needed.

Strategy/Activity 1

Students to be Served by this Strategy/Activity

(Identify either All Students or one or more specific student groups)

EL students

Strategy/Activity

Provide training and support to teachers around higher order thinking questions that are differentiated by language proficiency levels

Proposed Expenditures for this Strategy/Activity

List the amount(s) and funding source(s) for the proposed expenditures. Specify the funding source(s) using one or more of the following: LCFF, Federal (if Federal identify the Title and Part, as applicable), Other State, and/or Local.

Amount(s)	Source(s)
-----------	-----------

0

Strategy/Activity 2

Students to be Served by this Strategy/Activity

(Identify either All Students or one or more specific student groups)

EL Students

Strategy/Activity

Regular phone and email communication to parents and caregivers to discuss students academic progress, and attendance trends in relation to student outcomes and student achievement. Provide families with resources such as course deadlines, attendance updates, and student achievement progress.

Proposed Expenditures for this Strategy/Activity

List the amount(s) and funding source(s) for the proposed expenditures. Specify the funding source(s) using one or more of the following: LCFF, Federal (if Federal identify the Title and Part, as applicable), Other State, and/or Local.

Amount(s)

0

Source(s)

District Funded

Strategy/Activity 3

Students to be Served by this Strategy/Activity

(Identify either All Students or one or more specific student groups)

EL Students

Strategy/Activity

Provide teachers with training and support on implementing designated and integrated ELD strategies with fidelity

Proposed Expenditures for this Strategy/Activity

List the amount(s) and funding source(s) for the proposed expenditures. Specify the funding source(s) using one or more of the following: LCFF, Federal (if Federal identify the Title and Part, as applicable), Other State, and/or Local.

Amount(s)

0

Source(s)

Annual Review

SPSA Year Reviewed: 2023-24

Respond to the following prompts relative to this goal. If the school is in the first year of implementing the goal, an analysis is not required and this section may be deleted.

ANALYSIS

Describe the overall implementation of the strategies/activities and the overall effectiveness of the strategies/activities to achieve the articulated goal.

Our implementation was only possible because of our first Bilingual Community/Parent Liason! Our partner school, with whom we share the BCL has graciously made sure that we are able to have the BCL on our campus 1 day a week. Without a Counselor, the BCL position is absolutely vital to supporting EL families.

Briefly describe any major differences between the intended implementation and/or the budgeted expenditures to implement the strategies/activities to meet the articulated goal.

No change to any Budget expenditure or intended implementation.

Describe any changes that will be made to this goal, the annual outcomes, metrics, or strategies/activities to achieve this goal as a result of this analysis. Identify where those changes can be found in the SPSA.

Due to our small size, we are able to identify and provide school wide support as soon as a student enrolls.

Goals, Strategies, & Proposed Expenditures

Complete a copy of the following table for each of the school's goals. Duplicate the table as needed.

Goal Subject

All students engage in schools that are safe, well-maintained and family-friendly.

LEA/LCAP Goal

All students and families feel connected and informed, engaging in safe, well-maintained, and culturally responsive schools that support future-ready learning

Goal 3

All students and families engage in safe, well-maintained schools that are culturally responsive and conducive to 21st century learning.

Identified Need

During classroom observations and data analysis of our schoolwide and community surveys, we see a need to develop and implement authentic, culturally responsive communication and connections among our educational partner groups in support of student learning.

Annual Measurable Outcomes

Metric/Indicator	Baseline/Actual Outcome	Expected Outcome
Social Emotional Learning Survey Students who enjoy going to school Students connectedness to the school	Students who enjoy going to school 55.5% Students connectedness to the school 66.7%	Increase by 10% in both measures

Complete a copy of the Strategy/Activity table for each of the school's strategies/activities. Duplicate the table, including Proposed Expenditures, as needed.

Strategy/Activity 1

Students to be Served by this Strategy/Activity

(Identify either All Students or one or more specific student groups)

All

Strategy/Activity

Implementation of an advisory period. This will support students with connecting with a trusted adult on a daily basis.

Proposed Expenditures for this Strategy/Activity

List the amount(s) and funding source(s) for the proposed expenditures. Specify the funding source(s) using one or more of the following: LCFF, Federal (if Federal identify the Title and Part, as applicable), Other State, and/or Local.

Amount(s)

0

Source(s)

Site Formula Funds

Strategy/Activity 2

Students to be Served by this Strategy/Activity

(Identify either All Students or one or more specific student groups)

All

Strategy/Activity

Schedule changes will be made to include dual enrollment opportunities for students who are attending Olympic

Proposed Expenditures for this Strategy/Activity

List the amount(s) and funding source(s) for the proposed expenditures. Specify the funding source(s) using one or more of the following: LCFF, Federal (if Federal identify the Title and Part, as applicable), Other State, and/or Local.

Amount(s)

0

Source(s)

Site Formula Funds

Strategy/Activity 3

Students to be Served by this Strategy/Activity

(Identify either All Students or one or more specific student groups)

All

Strategy/Activity

Increase parent involvement via SSC meetings, Volunteering on campus, and creating a welcoming environment on campus where parents feel safe and included in the decision making regarding our students

Proposed Expenditures for this Strategy/Activity

List the amount(s) and funding source(s) for the proposed expenditures. Specify the funding source(s) using one or more of the following: LCFF, Federal (if Federal identify the Title and Part, as applicable), Other State, and/or Local.

Amount(s)

0

Source(s)

Annual Review

SPSA Year Reviewed: 2023-24

Respond to the following prompts relative to this goal. If the school is in the first year of implementing the goal, an analysis is not required and this section may be deleted.

ANALYSIS

Describe the overall implementation of the strategies/activities and the overall effectiveness of the strategies/activities to achieve the articulated goal.

Previous actions indicated in the goal were not aligned to our focus, therefore new goals and strategies have been proposed for the upcoming 2023-24 school year based on surveys that were given this school year.

Briefly describe any major differences between the intended implementation and/or the budgeted expenditures to implement the strategies/activities to meet the articulated goal.

All parts of the goal have been updated to meet the current needs of our students. During the 2023-24 school year, we will continue to monitor students growth in feeling more connected and engaged within the classroom.

Describe any changes that will be made to this goal, the annual outcomes, metrics, or strategies/activities to achieve this goal as a result of this analysis. Identify where those changes can be found in the SPSA.

This year is a baseline year for our school. We will use this data to make changes for the 2023-24 school year and provide supports to students that have been outlined from our surveys.

Budget Summary

Complete the table below. Schools may include additional information. Adjust the table as needed. The Budget Summary is required for schools funded through the ConApp, and/or that receive funds from the LEA for Comprehensive Support and Improvement (CSI).

Budget Summary

Description	Amount
Total Funds Provided to the School Through the Consolidated Application	\$
Total Federal Funds Provided to the School from the LEA for CSI	\$
Total Funds Budgeted for Strategies to Meet the Goals in the SPSA	\$26,500.00

Other Federal, State, and Local Funds

List the additional Federal programs that the school is including in the schoolwide program. Adjust the table as needed. If the school is not operating a Title I schoolwide program this section is not applicable and may be deleted.

Federal Programs	Allocation (\$)
------------------	-----------------

Subtotal of additional federal funds included for this school: \$

List the State and local programs that the school is including in the schoolwide program. Duplicate the table as needed.

State or Local Programs	Allocation (\$)
	\$0.00
District Funded	\$0.00
District LCAP Funds	\$23,556.00
Site Formula Funds	\$2,213.00
Stretch Grant (Ed Foundation)	\$731.00

Subtotal of state or local funds included for this school: \$26,500.00

Total of federal, state, and/or local funds for this school: \$26,500.00

Funds Budgeted to the School by Funding Source

Funding Source	Amount	Balance
American Book Drive	91.23	91.23
Title II (Teacher Improvement)		

Site Formula Funds	5974.00	3,761.00
Stretch Grant (Ed Foundation)	1356.00	625.00
Lottery: Instructional Materials	1868	1,868.00
Other	396	396.00

School Site Council Membership

California Education Code describes the required composition of the School Site Council (SSC). The SSC shall be composed of the principal and representatives of: teachers selected by teachers at the school; other school personnel selected by other school personnel at the school; parents of pupils attending the school selected by such parents; and, in secondary schools, pupils selected by pupils attending the school. The current make-up of the SSC is as follows:

- 1 School Principal
- 2 Classroom Teachers
- 1 Other School Staff
- 2 Parent or Community Members
- 1 Secondary Students

Name of Members	Role
Cynthia McGregory	Principal
Ana Wilkinson-Flores	Classroom Teacher
Nicole McCabe	Classroom Teacher
Diane Palkovic	Other School Staff
Keisha Wood	Parent or Community Member
Ana Jara	Parent or Community Member
Sanjay Nieves-Gimbel	Secondary Student

At elementary schools, the school site council must be constituted to ensure parity between (a) the principal, classroom teachers, and other school personnel, and (b) parents of students attending the school or other community members. Classroom teachers must comprise a majority of persons represented under section (a). At secondary schools there must be, in addition, equal numbers of parents or other community members selected by parents, and students. Members must be selected by their peer group.

Recommendations and Assurances

The School Site Council (SSC) recommends this school plan and proposed expenditures to the district governing board for approval and assures the board of the following:

The SSC is correctly constituted and was formed in accordance with district governing board policy and state law.

The SSC reviewed its responsibilities under state law and district governing board policies, including those board policies relating to material changes in the School Plan for Student Achievement (SPSA) requiring board approval.

The SSC sought and considered all recommendations from the following groups or committees before adopting this plan:

Signature

Committee or Advisory Group Name



Departmental Advisory Committee

The SSC reviewed the content requirements for school plans of programs included in this SPSA and believes all such content requirements have been met, including those found in district governing board policies and in the local educational agency plan.

This SPSA is based on a thorough analysis of student academic performance. The actions proposed herein form a sound, comprehensive, coordinated plan to reach stated school goals to improve student academic performance.

This SPSA was adopted by the SSC at a public meeting on 6/22/2023.

Attested:



Principal, Cynthia McGregory, Principal on 6/22/2023



SSC Chairperson, Nicole McCabe on 6/22/2023

Instructions

The School Plan for Student Achievement (SPSA) is a strategic plan that maximizes the resources available to the school while minimizing duplication of effort with the ultimate goal of increasing student achievement. SPSA development should be aligned with and inform the Local Control and Accountability Plan process.

The SPSA consolidates all school-level planning efforts into one plan for programs funded through the consolidated application (ConApp), and for federal school improvement programs, including schoolwide programs, Comprehensive Support and Improvement (CSI), Targeted Support and Improvement (TSI), and Additional Targeted Support and Improvement (ATSI), pursuant to California Education Code (EC) Section 64001 and the Elementary and Secondary Education Act as amended by the Every Student Succeeds Act (ESSA). This template is designed to meet schoolwide program planning requirements. It also notes how to meet CSI, TSI, or ATSI requirements, as applicable.

California's ESSA State Plan supports the state's approach to improving student group performance through the utilization of federal resources. Schools use the SPSA to document their approach to maximizing the impact of federal investments in support of underserved students. The implementation of ESSA in California presents an opportunity for schools to innovate with their federally-funded programs and align them with the priority goals of the school and the LEA that are being realized under the state's Local Control Funding Formula (LCFF).

The LCFF provides schools and LEAs flexibility to design programs and provide services that meet the needs of students in order to achieve readiness for college, career, and lifelong learning. The SPSA planning process supports continuous cycles of action, reflection, and improvement. Consistent with EC 65001, the Schoolsite Council (SSC) is required to develop and annually review the SPSA, establish an annual budget, and make modifications to the plan that reflect changing needs and priorities, as applicable.

For questions related to specific sections of the template, please see instructions below:

Instructions: Linked Table of Contents

The SPSA template meets the requirements of schoolwide planning (SWP). Each section also contains a notation of how to meet CSI, TSI, or ATSI requirements.

[Educational Partner Involvement](#)

[Goals, Strategies, & Proposed Expenditures](#)

[Planned Strategies/Activities](#)

[Annual Review and Update](#)

[Budget Summary](#)

[Appendix A: Plan Requirements for Title I Schoolwide Programs](#)

[Appendix B: Plan Requirements for Schools to Meet Federal School Improvement Planning Requirements](#)

[Appendix C: Select State and Federal Programs](#)

For additional questions or technical assistance related to LEA and school planning, please contact the Local Agency Systems Support Office, at LCFF@cde.ca.gov.

For programmatic or policy questions regarding Title I schoolwide planning, please contact the local educational agency, or the CDE's Title I Policy and Program Guidance Office at TITLEI@cde.ca.gov.

For questions or technical assistance related to meeting federal school improvement planning requirements (for CSI, TSI, and ATSI), please contact the CDE's School Improvement and Support Office at SISO@cde.ca.gov.

Purpose and Description

Schools identified for Comprehensive Support and Improvement (CSI), Targeted Support and Improvement (TSI), or Additional Targeted Support and Improvement (ATSI) must respond to the following prompts. A school that has not been identified for CSI, TSI, or ATSI may delete the Purpose and Description prompts.

Purpose

Briefly describe the purpose of this plan by selecting from Schoolwide Program, Comprehensive Support and Improvement, Targeted Support and Improvement, or Additional Targeted Support and Improvement)

Description

Briefly describe the school's plan for effectively meeting ESSA requirements in alignment with the Local Control and Accountability Plan and other federal, state, and local programs.

Educational Partner Involvement

Meaningful involvement of parents, students, and other stakeholders is critical to the development of the SPSA and the budget process. Schools must share the SPSA with school site-level advisory groups, as applicable (e.g., English Learner Advisory committee, student advisory groups, tribes and tribal organizations present in the community, as appropriate, etc.) and seek input from these advisory groups in the development of the SPSA.

The Stakeholder Engagement process is an ongoing, annual process. Describe the process used to involve advisory committees, parents, students, school faculty and staff, and the community in the development of the SPSA and the annual review and update.

[This section meets the requirements for TSI and ATSI.]

[When completing this section for CSI, the LEA shall partner with the school in the development and implementation of this plan.]

Resource Inequities

Schools eligible for CSI or ATSI must identify resource inequities, which may include a review of LEA- and school-level budgeting as a part of the required needs assessment. Identified resource inequities must be addressed through implementation of the CSI or ATSI plan. Briefly identify and describe any resource inequities identified as a result of the required needs assessment and summarize how the identified resource inequities are addressed in the SPSA.

[This section meets the requirements for CSI and ATSI. If the school is not identified for CSI or ATSI this section is not applicable and may be deleted.]

Goals, Strategies, Expenditures, & Annual Review

In this section a school provides a description of the annual goals to be achieved by the school. This section also includes descriptions of the specific planned strategies/activities a school will take to meet the identified goals, and a description of the expenditures required to implement the specific strategies and activities.

Goal

State the goal. A goal is a broad statement that describes the desired result to which all strategies/activities are directed. A goal answers the question: What is the school seeking to achieve?

It can be helpful to use a framework for writing goals such as the S.M.A.R.T. approach. A S.M.A.R.T. goal is one that is **S**pecific, **M**easurable, **A**chievable, **R**ealistic, and **T**ime-bound. A level of specificity is needed in order to measure performance relative to the goal as well as to assess whether it is reasonably achievable. Including time constraints, such as milestone dates, ensures a realistic approach that supports student success.

A school may number the goals using the “Goal #” for ease of reference.

[When completing this section for CSI, TSI, and ATSI, improvement goals shall align to the goals, actions, and services in the LEA LCAP.]

Identified Need

Describe the basis for establishing the goal. The goal should be based upon an analysis of verifiable state data, including local and state indicator data from the California School Dashboard (Dashboard) and data from the School Accountability Report Card, including local data voluntarily collected by districts to measure pupil achievement.

[Completing this section fully addresses all relevant federal planning requirements]

Annual Measurable Outcomes

Identify the metric(s) and/or state indicator(s) that the school will use as a means of evaluating progress toward accomplishing the goal. A school may identify metrics for specific student groups. Include in the baseline column the most recent data associated with the metric or indicator available at the time of adoption of the SPSA. The most recent data associated with a metric or indicator includes data reported in the annual update of the SPSA. In the subsequent Expected Outcome column, identify the progress the school intends to make in the coming year.

[When completing this section for CSI the school must include school-level metrics related to the metrics that led to the school’s identification.]

[When completing this section for TSI/ATSI the school must include metrics related to the specific student group(s) that led to the school’s identification.]

Strategies/Activities

Describe the strategies and activities being provided to meet the described goal. A school may number the strategy/activity using the “Strategy/Activity #” for ease of reference.

Planned strategies/activities address the findings of the needs assessment consistent with state priorities and resource inequities, which may have been identified through a review of the local educational agency's budgeting, its local control and accountability plan, and school-level budgeting, if applicable.

[When completing this section for CSI, TSI, and ATSI, this plan shall include evidence-based interventions and align to the goals, actions, and services in the LEA LCAP.]

[When completing this section for CSI and ATSI, this plan shall address through implementation, identified resource inequities, which may have been identified through a review of LEA- and school-level budgeting.]

Students to be Served by this Strategy/Activity

Indicate in this box which students will benefit from the strategies/activities by indicating "All Students" or listing one or more specific student group(s) to be served.

[This section meets the requirements for CSI.]

[When completing this section for TSI and ATSI, at a minimum, the student groups to be served shall include the student groups that are consistently underperforming, for which the school received the TSI or ATSI designation. For TSI, a school may focus on all students or the student group(s) that led to identification based on the evidence-based interventions selected.]

Proposed Expenditures for this Strategy/Activity

For each strategy/activity, list the amount(s) and funding source(s) for the proposed expenditures for the school year to implement these strategies/activities. Specify the funding source(s) using one or more of the following: LCFF, Federal (if Federal, identify the Title and Part, as applicable), Other State, and/or Local.

Proposed expenditures that are included more than once in a SPSA should be indicated as a duplicated expenditure and include a reference to the goal and strategy/activity where the expenditure first appears in the SPSA. Pursuant to Education Code, Section 64001(g)(3)(C), proposed expenditures, based on the projected resource allocation from the governing board or governing body of the LEA, to address the findings of the needs assessment consistent with the state priorities including identifying resource inequities which may include a review of the LEA's budgeting, its LCAP, and school-level budgeting, if applicable.

[This section meets the requirements for CSI, TSI, and ATSI.]

[NOTE: Federal funds for CSI shall not be used in schools identified for TSI or ATSI. In addition, funds for CSI shall not be used to hire additional permanent staff.]

Annual Review

In the following Analysis prompts, identify any material differences between what was planned and what actually occurred as well as significant changes in strategies/activities and/ or expenditures from the prior year. This annual review and analysis should be the basis for decision-making and updates to the plan.

Analysis

Using actual outcome data, including state indicator data from the Dashboard, analyze whether the planned strategies/activities were effective in achieving the goal. Respond to the prompts as instructed. Respond to the following prompts relative to this goal. If the school is in the first year of implementing the goal the Annual Review section is not required and this section may be deleted.

- Describe the overall implementation of the strategies/activities and the overall effectiveness of the strategies/activities to achieve the articulated goal.
- Briefly describe any major differences between either/or the intended implementation or the budgeted expenditures to implement the strategies/activities to meet the articulated goal.
- Describe any changes that will be made to the goal, expected annual measurable outcomes, metrics/indicators, or strategies/activities to achieve this goal as a result of this analysis and analysis of the data provided in the Dashboard, as applicable. Identify where those changes can be found in the SPSA.

[When completing this section for CSI, TSI, or ATSI, any changes made to the goals, annual measurable outcomes, metrics/indicators, or strategies/activities, shall meet the CSI, TSI, or ATSI planning requirements. CSI, TSI, and ATSI planning requirements are listed under each section of the Instructions. For example, as a result of the Annual Review and Update, if changes are made to a goal(s), see the Goal section for CSI, TSI, and ATSI planning requirements.]

Budget Summary

In this section a school provides a brief summary of the funding allocated to the school through the ConApp and/or other funding sources as well as the total amount of funds for proposed expenditures described in the SPSA. The Budget Summary is required for schools funded through the ConApp and that receive federal funds for CSI. If the school is not operating a Title I schoolwide program this section is not applicable and may be deleted.

From its total allocation for CSI, the LEA may distribute funds across its schools that meet the criteria for CSI to support implementation of this plan. In addition, the LEA may retain a portion of its total allocation to support LEA-level expenditures that are directly related to serving schools eligible for CSI.

Budget Summary

A school receiving funds allocated through the ConApp should complete the Budget Summary as follows:

- **Total Funds Provided to the School Through the Consolidated Application:** This amount is the total amount of funding provided to the school through the ConApp for the school year. The school year means the fiscal year for which a SPSA is adopted or updated.
- **Total Funds Budgeted for Strategies to Meet the Goals in the SPSA:** This amount is the total of the proposed expenditures from all sources of funds associated with the strategies/activities reflected in the SPSA. To the extent strategies/activities and/or proposed expenditures are listed in the SPSA under more than one goal, the expenditures should be counted only once.

A school receiving federal funds for CSI should complete the Budget Summary as follows:

- Total Federal Funds Provided to the School from the LEA for CSI: This amount is the total amount of funding provided to the school from the LEA.

[NOTE: Federal funds for CSI shall not be used in schools eligible for TSI or ATSI. In addition, funds for CSI shall not be used to hire additional permanent staff.]

Appendix A: Plan Requirements

Schoolwide Program Requirements

This School Plan for Student Achievement (SPSA) template meets the requirements of a schoolwide program plan. The requirements below are for planning reference.

A school that operates a schoolwide program and receives funds allocated through the ConApp is required to develop a SPSA. The SPSA, including proposed expenditures of funds allocated to the school through the ConApp, must be reviewed annually and updated by the SSC. The content of a SPSA must be aligned with school goals for improving student achievement.

Requirements for Development of the Plan

- I. The development of the SPSA shall include both of the following actions:
 - A. Administration of a comprehensive needs assessment that forms the basis of the school's goals contained in the SPSA.
 1. The comprehensive needs assessment of the entire school shall:
 - a. Include an analysis of verifiable state data, consistent with all state priorities as noted in Sections 52060 and 52066, and informed by all indicators described in Section 1111(c)(4)(B) of the federal Every Student Succeeds Act, including pupil performance against state-determined long-term goals. The school may include data voluntarily developed by districts to measure pupil outcomes (described in the Identified Need); and
 - b. Be based on academic achievement information about all students in the school, including all groups under §200.13(b)(7) and migratory children as defined in section 1309(2) of the ESEA, relative to the State's academic standards under §200.1 to—
 - i. Help the school understand the subjects and skills for which teaching and learning need to be improved; and
 - ii. Identify the specific academic needs of students and groups of students who are not yet achieving the State's academic standards; and
 - iii. Assess the needs of the school relative to each of the components of the schoolwide program under §200.28.
 - iv. Develop the comprehensive needs assessment with the participation of individuals who will carry out the schoolwide program plan.
 - v. Document how it conducted the needs assessment, the results it obtained, and the conclusions it drew from those results.
 - B. Identification of the process for evaluating and monitoring the implementation of the SPSA and progress towards accomplishing the goals set forth in the SPSA (described in the Expected Annual Measurable Outcomes and Annual Review and Update).

Requirements for the Plan

- II. The SPSA shall include the following:
 - A. Goals set to improve pupil outcomes, including addressing the needs of student groups as identified through the needs assessment.

- B. Evidence-based strategies, actions, or services (described in Strategies and Activities)
1. A description of the strategies that the school will be implementing to address school needs, including a description of how such strategies will--
 - a. provide opportunities for all children including each of the subgroups of students to meet the challenging state academic standards
 - b. use methods and instructional strategies that:
 - i. strengthen the academic program in the school,
 - ii. increase the amount and quality of learning time, and
 - iii. provide an enriched and accelerated curriculum, which may include programs, activities, and courses necessary to provide a well-rounded education.
 - c. Address the needs of all children in the school, but particularly the needs of those at risk of not meeting the challenging State academic standards, so that all students demonstrate at least proficiency on the State's academic standards through activities which may include:
 - i. strategies to improve students' skills outside the academic subject areas;
 - ii. preparation for and awareness of opportunities for postsecondary education and the workforce;
 - iii. implementation of a schoolwide tiered model to prevent and address problem behavior;
 - iv. professional development and other activities for teachers, paraprofessionals, and other school personnel to improve instruction and use of data; and
 - v. strategies for assisting preschool children in the transition from early childhood education programs to local elementary school programs.
- C. Proposed expenditures, based on the projected resource allocation from the governing board or body of the local educational agency (may include funds allocated via the ConApp, federal funds for CSI, any other state or local funds allocated to the school), to address the findings of the needs assessment consistent with the state priorities, including identifying resource inequities, which may include a review of the LEAs budgeting, it's LCAP, and school-level budgeting, if applicable (described in Proposed Expenditures and Budget Summary). Employees of the schoolwide program may be deemed funded by a single cost objective.
- D. A description of how the school will determine if school needs have been met (described in the Expected Annual Measurable Outcomes and the Annual Review and Update).
1. Annually evaluate the implementation of, and results achieved by, the schoolwide program, using data from the State's annual assessments and other indicators of academic achievement;
 2. Determine whether the schoolwide program has been effective in increasing the achievement of students in meeting the State's academic standards, particularly for those students who had been furthest from achieving the standards; and
 3. Revise the plan, as necessary, based on the results of the evaluation, to ensure continuous improvement of students in the schoolwide program.

- E. A description of how the school will ensure parental involvement in the planning, review, and improvement of the schoolwide program plan (described in Educational Partner Involvement and/or Strategies/Activities).
- F. A description of the activities the school will include to ensure that students who experience difficulty attaining proficient or advanced levels of academic achievement standards will be provided with effective, timely additional support, including measures to
 - 1. Ensure that those students' difficulties are identified on a timely basis; and
 - 2. Provide sufficient information on which to base effective assistance to those students.
- G. For an elementary school, a description of how the school will assist preschool students in the successful transition from early childhood programs to the school.
- H. A description of how the school will use resources to carry out these components (described in the Proposed Expenditures for Strategies/Activities).
- I. A description of any other activities and objectives as established by the SSC (described in the Strategies/Activities).

Authority Cited: S Title 34 of the Code of Federal Regulations (34 CFR), sections 200.25-26, and 200.29, and sections-1114(b)(7)(A)(i)-(iii) and 1118(b) of the ESEA. EC sections 6400 et. seq.

Appendix B:

Plan Requirements for School to Meet Federal School Improvement Planning Requirements

For questions or technical assistance related to meeting Federal School Improvement Planning Requirements, please contact the CDE's School Improvement and Support Office at SISO@cde.ca.gov.

Comprehensive Support and Improvement

The LEA shall partner with stakeholders (including principals and other school leaders, teachers, and parents) to locally develop and implement the CSI plan for the school to improve student outcomes, and specifically address the metrics that led to eligibility for CSI (Educational Partner Involvement).

The CSI plan shall:

1. Be informed by all state indicators, including student performance against state-determined long-term goals (Goal, Identified Need, Expected Annual Measurable Outcomes, Annual Review and Update, as applicable);
2. Include evidence-based interventions (Strategies/Activities, Annual Review and Update, as applicable) (For resources related to evidence-based interventions, see the U.S. Department of Education's "Using Evidence to Strengthen Education Investments" at <https://www2.ed.gov/policy/elsec/leg/essa/guidanceusesinvestment.pdf>);
3. Be based on a school-level needs assessment (Goal, Identified Need, Expected Annual Measurable Outcomes, Annual Review and Update, as applicable); and
4. Identify resource inequities, which may include a review of LEA- and school-level budgeting, to be addressed through implementation of the CSI plan (Goal, Identified Need, Expected Annual Measurable Outcomes, Planned Strategies/Activities; and Annual Review and Update, as applicable).

Authority Cited: Sections 1003(e)(1)(A), 1003(i), 1111(c)(4)(B), and 1111(d)(1) of the ESSA.

Targeted Support and Improvement

In partnership with stakeholders (including principals and other school leaders, teachers, and parents) the school shall develop and implement a school-level TSI plan to improve student outcomes for each subgroup of students that was the subject of identification (Educational Partner Involvement).

The TSI plan shall:

1. Be informed by all state indicators, including student performance against state-determined long-term goals (Goal, Identified Need, Expected Annual Measurable Outcomes, Annual Review and Update, as applicable); and
2. Include evidence-based interventions (Planned Strategies/Activities, Annual Review and Update, as applicable). (For resources related to evidence-based interventions, see the U.S. Department of Education's "Using Evidence to Strengthen Education Investments" <https://www2.ed.gov/policy/elsec/leg/essa/guidanceusesinvestment.pdf>.)

Authority Cited: Sections 1003(e)(1)(B), 1003(i), 1111(c)(4)(B) and 1111(d)(2) of the ESSA.

Additional Targeted Support and Improvement

A school identified for ATSI shall:

1. Identify resource inequities, which may include a review of LEA- and school-level budgeting, which will be addressed through implementation of its TSI plan (Goal, Identified Need, Expected Annual Measurable Outcomes, Planned Strategies/Activities, and Annual Review and Update, as applicable).

Authority Cited: Sections 1003(e)(1)(B), 1003(i), 1111(c)(4)(B), and 1111(d)(2)(c) of the ESSA.

Single School Districts and Charter Schools Identified for School Improvement

Single school districts (SSDs) or charter schools that are identified for CSI, TSI, or ATSI, shall develop a SPSA that addresses the applicable requirements above as a condition of receiving funds (EC Section 64001[a] as amended by Assembly Bill [AB] 716, effective January 1, 2019).

However, a SSD or a charter school may streamline the process by combining state and federal requirements into one document which may include the local control and accountability plan (LCAP) and all federal planning requirements, provided that the combined plan is able to demonstrate that the legal requirements for each of the plans is met (EC Section 52062[a] as amended by AB 716, effective January 1, 2019).

Planning requirements for single school districts and charter schools choosing to exercise this option are available in the LCAP Instructions.

Authority Cited: EC sections 52062(a) and 64001(a), both as amended by AB 716, effective January 1, 2019.

Appendix C: Select State and Federal Programs

For a list of active programs, please see the following links:

Programs included on the Consolidated Application: <https://www.cde.ca.gov/fg/aa/co/>

ESSA Title I, Part A: School Improvement: <https://www.cde.ca.gov/sp/sw/t1/schoolsupport.asp>

Available Funding: <https://www.cde.ca.gov/fg/fo/af/>

Developed by the California Department of Education, January 2019



Santa Monica-Malibu Unified School District
Educational Services Department
Olympic Continuation High School

PARENT AND FAMILY ENGAGEMENT POLICY

Olympic Continuation High School has developed a written parent and family engagement policy with input from parents.

A draft was brought for review and input to our School Site Council,

It has distributed the policy to all parents and guardians.

The document has been included

This policy describes the means for carrying out parent and family engagement requirements pursuant to ESSA Section 1116(c).

Each school served under this part shall jointly develop with, and distribute to, parents and family members of participating children a written parent and family engagement policy, agreed on by such parents, that shall describe the means for carrying out the requirements of subsections (c) through (f). How are parents notified of the policy in an understandable and uniform format and, to the extent practicable, provided in a language the parents can understand? How is the policy made available to the local community? How and when is the policy updated periodically to meet the changing needs of parents and the school (ESSA Section 1116[b][1])?

To involve parents the following practices have been established:

The school convenes an annual meeting to inform parents about the right of parents to be involved in the school program. Add details about the annual meetings in the box below:

The policy is shared annually with the first-day packet which is provided digitally and hardcopy available upon request.

The policy is updated annually each spring, with the input of parents given at parent meetings.

The policy is reviewed and adopted by the SSC in conjunction with the SPSA.

The school offers a flexible number of meetings for parents, such as meetings in the morning or evening. Add details about the meetings in the box below:

Parent meetings are held at 10:00 am and 3:35pm

The school involves parents of students in an organized, ongoing, and timely way, in the planning, review, and improvement of the school's programs and the parental involvement policy. How does the school involve parents?

The school invites and encourages parents of students to be involved in school engagement opportunities such as SSC, Campus Events, and Coffee with the Principal. These meetings and group events are advertised throughout the school year.

All parents and family members are encouraged to take an active role in the school by participating in site decision making, as well as district level advisory committees, in order to be involved in the development of school improvement plans. Council and committee members will continue to be trained on their roles and responsibilities.

Parents and family members will continue to provide feedback on areas of strength and improvement on school goals and actions as identified in school's School Plan for Student Achievement (SPSA).

The school will continue to use findings from all data sources to revise the Parent and Family Engagement Policy so that it reflects the needs of all families.

The school provides parents of students with timely information about the schools programs. How does the school provide the information?

Programs are shared in multiple ways including the school website, district website, the weekly school eblast, emails/phone messages/texts, social media, flyers, postings out front of the school, teacher communications, school events (like Open House), committee and council meetings, and the SPSA is available in the office.

The school provides parents with an explanation of the curriculum used at the school, the assessments used to measure student progress, and the proficiency levels students are expected to meet. How does the school provide the information?

Events like Back to School Night and Parents/Teacher Conferences

Winter and spring Report Cards

Annual CELDT and EL reports

Letters with student assessment scores mailed home in fall, spring, and winter.

Schoolwide data and information shared at SSC and other meetings.

Resources, letters, flyers shared on the school and district website, and sent home.

If requested by parents, the school provides opportunities for parents to participate in decisions relating to the education of their children. How does the school provide the opportunities?

Student Success Team (SST) Meetings as needed

Teacher communications with parents via emails, calls and home visits

The school engages parents in meaningful interactions with the school. The Compact supports a partnership among staff, parents, and the community to improve student academic achievement. To help reach these goals, the school has established the following practices:

The school provides parents with assistance in understanding the state's academic content standards, assessments, and how to monitor and improve the achievement of their children.

Events like Back to School Night and Parents/Teacher Conferences

Winter and Spring Report Cards

Letters with student assessment scores mailed home in fall, spring, and winter.

Schoolwide data and information shared SSC and other meetings.

English Learner reclassification meetings in the winter and spring

Consistent communication addressing chronic absences (letters, phone calls, parent meetings)

The school provides parents with materials and training to help them work with their children to improve their children's achievement.

Resources shared by the school via email and weekly blasts

Information shared at Parent/Teacher conferences, events like Back-to-School Night, and at parent group meetings

The school educates staff members in the value of parent contributions, and in how to work with parents as equal partners.

Faculty Meetings

Staff Professional Development

Trainings and workshops

Resources and materials provided

The school coordinates and integrates parental involvement program with other programs, and conducts other activities, such as parent resource centers, to encourage and support parents in more fully participating in the education of their children.

All postings on the website are viewable in numerous languages via a translation app.

Ed Code 48985 requires schools to translate parent notifications into a language other than English when 15% or more of students at a school speak that language. Currently no language other than English falls into this category, however Olympic offers oral Spanish translation at meetings and translators of other languages are available as needed and/or upon request.

The school distributes information related to school and parent programs, meetings, and other activities to parents in a format and language that the parents understand.

School information and reports are provided in a clear understandable format that is accessible to families

Potential barriers to access are identified through this policy development process and actions will be put into place to address the needs of families such as taking extra measures to reach out to underrepresented families, strengthen welcoming environments, provide notifications in a timely manner, use a variety of communication methods, when possible offer meetings/events at different locations, days of the week, and/or different times, provide child care, ensure information is provided in a language and format easily understood by families, and provide interpretation.

The school provides support for parental involvement activities requested by parents.

The SSC works in collaboration with school staff and leadership to support family engagement

The school provides opportunities for the participation of all parents, including parents with limited English proficiency, parents with disabilities, and parents of migratory students. Information and school reports are provided in a format and language that parents understand).

This policy was adopted by Olympic Continuation High School on 6/22/23 and will be in effect for the period of 2023-24 school year.

The school will distribute the policy to all parents of students on, or before: 8/24/23.

Name of Authorized Official: Cynthia McGregory

Signature of Authorized Official here:

Date Approved: 6/22/23





Santa Monica-Malibu Unified School District
Educational Services Department
Olympic Continuation High School

SCHOOL PARENT COMPACT

This School Parent Compact is in effect year 2023-2024

Olympic Continuation High School distributes to parents and family members a school-parent compact (Compact). This Compact, which has been jointly developed with parents, outlines how parents, the entire school staff, and students will share the responsibility for improved student academic achievement. This Compact describes specific ways the school and families will partner to help children achieve the state's high academic standards. This Compact addresses the following legally required items, as well as other items suggested by parents and family members of students:

REQUIRED SCHOOL PARENT COMPACT PROVISIONS

Provide high-quality curriculum and instruction in a supportive and effective learning environment that enables participating children to meet California's student academic achievement standards.

Hold parent-teacher conferences (at least annually in elementary schools) during which this compact will be discussed as it relates to the individual child's achievement.

Provide parents with frequent reports on their child's progress.

Provide parents reasonable access to staff.

Provide reasonable access to staff, opportunities for parents and family members to volunteer and participate in their child's class, and to observe classroom activities.

How does the school address this?

- This compact is posted on the website, available in the office, and shared in a welcome packet at the beginning of the school year which is provided digitally and a hardcopy is available upon request.
- This compact is available in other languages via technology applications, and support in reviewing the document is available from the Bilingual Community Liaison.
- The compact is updated annually each spring. Input from parents is given during School Site Council meetings in the spring.
- The meeting are advertised to all families on the website and in the bi-weekly school newsletters. The Bilingual Community Liaison directly emails and/or calls families on behalf of the principal to invite them to attend the annual meeting to give input.
- The compact is reviewed and adopted by the SSC in conjunction with the SPSA.
- All parents and family members are encouraged to take an active role in the school by participating in site decision making councils and advisory committees, as well as district level advisory committees, in order to be involved in the development of school improvement plans. Council and committee members will continue to be trained on their roles and responsibilities.

- Parents and family members will continue to provide feedback on areas of strength and improvement on school goals and actions as identified in school's School Plan for Student Achievement (SPSA).
- The school will continue to use findings from all data sources to revise the Title I School Parent Compact so that it reflects the needs of all families.

The school engages parents and family members to improve the achievement of their children in meaningful interactions with the school. This Compact supports a partnership among staff, parents and family members, and the community to improve student academic achievement. To help reach these goals, the school has established the following practices:

The school provides parents and family members with assistance in understanding the state's academic content standards, assessments, and how to monitor and improve the achievement of their children in which ways?

- Parent/Teacher Conferences each fall and as needed
- Events like Back to School Night and Parents/Teacher Conferences
- Fall and Spring Progress Reports
- Letters with student assessment scores mailed home in fall, spring, and winter
- School-wide data and information shared at SSC and other meetings
- English Learner reclassification meetings in the winter and spring
- Consistent communication addressing chronic absences (letters, phone calls, parent meetings)
- Resources shared by the school via email and weekly blasts
- Information shared at parent group and council meetings
- Decision making and advisory group trainings, conferences, and/or events.
- Postings of resources on the website (workshop materials, parent guides/newsletters, at home learning materials, and digital resources) for families to access remotely.

The school provides parents and family members with materials and training to help them improve the achievement of their children in which ways?

- Events like Back to School Night and Parents/Teacher Conferences
- Fall and Spring Progress Reports
- Annual CELDT and EL reports
- Letters with student assessment scores mailed home in fall, spring, and winter
- School-wide data and information shared at SSC and other meetings
- Resources, letters, flyers shared on the school and district website and emailed in parent newsletters
- Student Success Team (SST) Meetings as needed
- Teacher communications with parents via emails, calls, and Zoom meetings

With the assistance of parents and family members, the school educates staff members in the value of parent and family member contributions, and how to work with parents and family members as equal partners in which ways?

- Advertisement and promotion of parent committees like SSC and PTA council.
- The Bilingual Community Liaison supports families and helps connect families to school.
- Resources, letters, flyers shared on the school and district website and emailed in a newsletter

The school coordinates and integrates parental involvement program with other programs, and conducts other activities, such as resource centers, to encourage and support parents and family members in more fully participating in the education of their children in which ways?

- All parents and family members are encouraged to take an active role in the school by participating in site decision making councils and advisory committees, as well as district level advisory committees, in order to be involved in the development of school improvement plans. Council and committee members will continue to be trained on their roles and responsibilities.
- The school offers a variety of opportunities for engagement and involvement to fit parents' needs, time, and interests. McKinley has over 50 events each school year for a variety of different themes and purposes including academic, social, and cultural. Families are encouraged to volunteer and participate.
- The SSC develops and approves the annual SPSA to ensure parent and family engagement goals are planned for and supported with activities, materials, and resources.
- Parents and family members will continue to provide feedback on areas of strength and improvement on school goals and actions as identified in school's School Plan for Student Achievement (SPSA).
- Programs are shared in multiple ways including the school website, district website, the weekly school eblast, emails/phone messages/texts, social media, flyers, postings out front of the school, Room Parent communications, teacher communications, school events (like Open House), committee and council meetings, and the SPSA available in the office.
- The full School/Home Communication Menu is posted on the website and distributed to parents, so families are aware of how information is shared by the school.

The school distributes information related to school and parent programs, meetings, and other activities to parents and family members in a format and language that the parents and family members can understand in which ways?

- School information and reports are provided in a clear understandable format that is accessible to families
- The compact is available in other languages via technology applications, with support from the Bilingual Community Liaison.
- The Bilingual Community Liaison provides support to families
- All postings on the website are viewable in numerous languages via a translation app.
- Ed Code 48985 requires schools to translate parent notifications into a language other than English when 15% or more of students at a school speak that language. Currently no language other than English falls into this category, however McKinley offers oral Spanish translation at meetings and translators of other languages are available as needed and/or upon request.

The school provides support for parent and family member involvement activities requested by parents and family members in which ways?

- Annual workshops and trainings such as Parenting Workshops
- Advertisement and promotion of parent committees like SSC and PTA Council.
- The Bilingual Community Liaison supports families and helps connect families to school.

The school provides opportunities for the participation of all parents and family members, including those with limited English proficiency, disabilities, and migratory students; and that the information and school reports are provided in a format and language that parents and family members can understand in which ways?

- School information and reports are provided in a clear understandable format that is accessible to families
- Potential barriers to access are identified through this policy development process and actions will be put into place to address the needs of families such as taking extra measures to reach out to underrepresented families, strengthen welcoming environments, provide notifications in a timely manner, use a variety of communication methods, when possible offer meetings/events at different locations, days of the week, and/or different times, ensure information is provided in a language and format easily understood by families, and provide interpretation when needed.

This Compact was adopted by the Olympic Continuation High School on June 22, 2023, and will be in effect for the period of 1 year.

The school will distribute the Compact to all parents and family members of students participating on, or before: August 24, 2023.

Name of Authorized Official: Cynthia McGregory

Signature of Authorized Official here:

Date Approved: June 22, 2023

A handwritten signature in blue ink, appearing to be "J. Green" or similar, written in a cursive style.