





Information Summary Document: Bullying Prevention at McKinley

Overall Schoolwide Behavior Plan

McKinley Elementary School Positive Behavior Intervention Support (PBIS) Plan

<u>PRIDE Philosophy</u>	<u>Pillars of Character</u>	<u>Five For Success (School Rules)</u>	<u>Anti-Bullying Rules (Olweus)</u>
			
We are: Peaceful Respectful Intelligent Diverse Enthusiastic	Trustworthiness Think True Blue Respect Think yellow for the Golden Rule Responsibility Think green like being responsible for a garden or finances, or being solid and reliable like an oak tree Fairness Think of a dividing an orange into equal sections to share fairly with friends Caring Think of red like a heart Citizenship Think of regal purple as representing the state	1. Keep hands, feet, and other objects to yourself 2. Running is only allowed on the grass or track 3. Use appropriate and positive language 4. Respect the rights and property of others 5. Use restrooms appropriately	1. We will not bully others. 2. We will try to help students who are bullied. 3. We will try to include students who are left out. 4. If we know someone is being bullied, we will tell an adult at school and an adult at home.
Responsive Classroom Techniques - Restorative Justice - Community Meetings Schoolwide Assemblies - Shared Reading - Clear and High Expectations - Mac Slips Deep Learning Global Citizenship Service Learning Projects			

Definition of Bullying

Bullying is defined as:

- **Repeated (pattern over time)**
- **Intentional (on-purpose)**
- **Power-imbalanced**

behavior that makes someone feel uncomfortable or threatened. It can be physical, emotional, or cyber.

Is it Bullying?

Bullying is a very serious word and offense, so it is important we know the difference between bullying and what is inappropriate behavior so we can use the word correctly.

Rude: When someone says or does something unintentionally hurtful once

Mean: When someone says or does something intentionally hurtful once

Bullying: When the same person says or does something intentionally hurtful, and they keep doing it, even when you tell them to stop or show that you're upset, and they have more power than you in some way

How McKinley Prevents Bullying

Teaching!

The
Definition
of Bullying

How to be a
Good
Friend

How to be
an
Upstander

How to
Problem
Solve

Growth
Mindset

How to
Handle Big
Feelings

Learning
from
Mistakes

Tools Used to Teach

Monthly
Pillars of
Character

Schoolwide
Shared
Reading Books

Olweus
Community
Meeting Lessons

Second Step
Social Skills
Lessons

Responsive
Classroom
Techniques

Restorative
Justice

Deep
Learning
Projects

Mindfulness
Lessons

Tools Used to Reinforce

Friday Morning
Announcements

Rules
Assemblies

Posters
Posted

Mac
Slips

Buddy
Bench

Class
Rewards

What if a Student Needs Even More Teaching?

Parent
Conference

SST Meeting

Counseling/
Groups

Learning
Projects/
Reading

Individual
Behavior Plan

Possible Referral
for 504 or IEP
Supports



McKinley's Anti-Bullying Rules

1. **We will not bully others.**
2. **We will try to help students who are bullied.**
3. **We will try to include students who are left out.**
4. **If we know someone is being bullied, we will tell an adult at school and an adult at home.**

Steps if a Staff Member Suspects Seeing Bullying

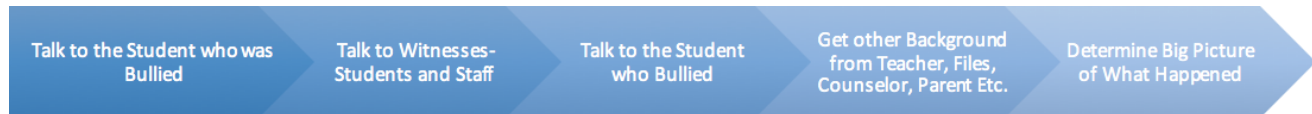
All staff are trained in the Olweus Anti-Bullying Program, which includes steps for on-the-spot intervening when someone sees or suspects bullying.

1. Stop the bullying behavior.
2. Support the student who has been bullied.
3. To the student who bullied: Name the bullying behavior and refer to the four anti-bullying rules.
4. Empower the bystanders with appreciation if they were supportive to the student who was bullied or with information about how to act in the future.
5. Impose immediate and appropriate consequences for the student(s) who bullied (such as referring them to the teacher or office).
6. Take steps to help make sure the student who was bullied will be protected from future bullying.

What Happens After a Suspected Bullying Situation

In a potential bullying situation the administration will be notified. Remember, this is different than rude, mean, or inappropriate behavior, which may be handled directly by yard staff or the teacher. Note that we do not label a student as a "bully," we say "the student who bullied" describing the behavior. Every situation is different and this is a template.

1. Gather Information

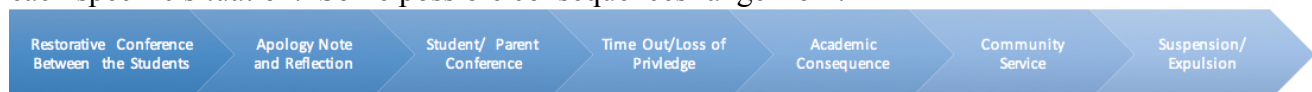


2. Communication



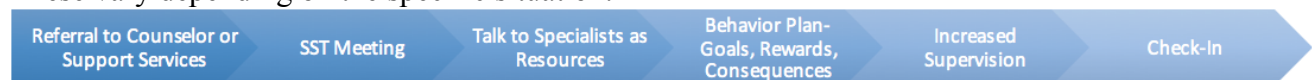
3. Consequences

Elementary age children are continuously learning; mistakes are made and children can learn from them and grow and improve. When students make a mistake we see it as a teachable moment, and we work with students to help them reflect upon their behavior. We ask them to think about how their choice/behavior impacted themselves and others, and what they could do differently next time. The point of consequences is to stop the behavior, and prevent the negative behavior from occurring again in the future. Consequences are determined by the teacher and/or administration. Consequences are unique to each specific situation. Some possible consequences range from:



4. Determine Next Steps

These vary depending on the specific situation.



Confidentiality

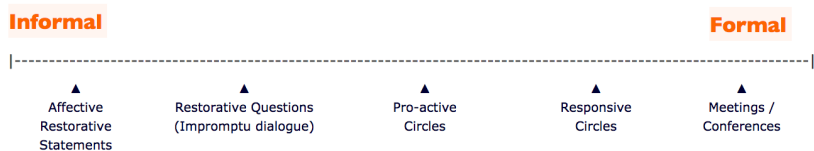
The teacher and administration will keep all information about the situation, including consequences, confidential. Your child and your family have a right to privacy.

If You Have a Question or Concern

Immediately talk to your child's teacher.

Where Detailed Information About the Positive Behavior Intervention Support Plan Can be Found

- School Handbook
- Website
- Back to School Night Class Presentations
- First Day (Goes Home to All Parents)
- Volunteer Handbook
- Volunteer Parent Training
- Posted Throughout the School
- Monthly Newsletters
- Monthly Schoolwide Assemblies
- Parent Workshops- School Smarts, Group Meetings
- Comprehensive School Safety Plan in Office and SMMUSD Website
- Your Child's Teacher
- Olweus- www.violencepreventionworks.org
- Second Step- <https://www.secondstep.org/>
- Restorative Justice- <https://www.healthiersf.org/RestorativePractices/Resources/videos.php> - intro; <https://www.pbs.org/video/restorative-justice-eypo7q/>



- Deep Learning- <http://www.mckinley.smmusd.org/monthly-news/MCK-news0919.pdf>; <https://www.npdl.global/>
- Mindfulness- <https://www.uclahealth.org/marc/>
- Responsive Classroom- <https://www.responsiveclassroom.org>