



**BOARD OF EDUCATION MEETING
MINUTES – SPECIAL MEETING**

June 27, 2017

A special meeting of the Santa Monica-Malibu Unified School District Board of Education was held on Tuesday, June 27, 2017, (rescheduled from Thursday, June 22, 2017), in the District Administrative Offices: 1651 16th Street, Santa Monica, CA. The Board of Education called the meeting to order at 4:45 p.m. in the Board Conference Room at the District Offices. At 4:46 p.m., the Board of Education moved to Closed Session regarding the items listed below. The public meeting reconvened at 5:51 p.m. in the Board Room.

CLOSED SESSION (4:30-5:30 p.m.)

I. PUBLIC COMMENTS FOR CLOSED SESSION ITEMS ONLY

Persons wishing to address the Board of Education regarding an item scheduled for closed session must submit the “Request to Address” card prior to the start of closed session.

II. CLOSED SESSION (60 minutes)

- Government Code §54957 (10)
PUBLIC EMPLOYEE APPOINTMENT/EMPLOYMENT
 - Title: Principal
- Government Code §54957.6 (50)
CONFERENCE WITH LABOR NEGOTIATORS
 - Agency designated representative: Dr. Ben Drati
Employee Organizations: SEIU

OPEN SESSION (5:30 p.m.)

III. CALL TO ORDER

A. Roll Call

Board of Education Members

Laurie Lieberman – President	Craig Foster – <i>absent</i>
Richard Tahvildaran-Jesswein – Vice President	Jon Kean
Oscar de la Torre	Ralph Mechur
Maria Leon-Vazquez	

B. Pledge of Allegiance

Led by Mr. Mechur

IV. APPROVAL OF THE AGENDA

It was moved by Mr. Mechur, seconded by Dr. Tahvildaran-Jesswein, and voted 5/0 (Ms. Leon-Vazquez were absent Mr. Foster) to approve the agenda.

V. CONSENT CALENDAR (10 minutes)

As agreed by the President, Vice President, and Superintendent during agenda planning, consent agenda items are considered routine, require no discussion, and are normally approved all at once by the Board of Education. However, members of the Board of Education, staff, or the public may request an item be moved from the consent agenda to Section XI (Major Items) for clarification and/or discussion.

Facilities Improvement Projects

- A.01 Award of Agreement – Inspection Services – Inspector of Record Services for Franklin and Grant Elementary Schools and Will Rogers Learning Community – Window, Flooring, & Paint Project – Stephen Payte DSA Inspectors, Inc. – Measure ES1-2

A.02	Change Order – Walton Electric Corporation – Malibu Middle & High School – LED Luminaries & System Control Upgrade Project – Measure ES	3
A.03	Amendment to Agreement – Continued Extension of Construction Management and Related Services – California Construction Management – Measure BB.....	4

VI. GENERAL PUBLIC COMMENTS

Public Comments is the time when members of the audience may address the Board of Education on items not scheduled on the meeting’s agenda (the following rules apply to both general public comments as well as comments about a specific agenda item). The Brown Act (Government Code) states that Board members may not engage in discussion of issues raised during Public Comments, except to ask clarifying questions, make a brief announcement, make a brief report on his or her own activities, or to refer the matter to staff. Individual members of the public who submit a public speaking card prior to the Board hearing an agenda item or general public comments shall be allowed three (3) minutes to address the Board on each agenda or nonagenda item, depending on the number of speakers. If there are ten or more speakers on an agenda or nonagenda item, the Board shall limit the allowed time to two (2) minutes per speaker. Individual speakers who submit a public speaking card after the Board begins to hear an agenda item or general public comments shall be allowed one (1) minute to address the Board. A public speaker may yield his/her time to another speaker, but must be present when his/her name is called. The donor would then give up his/her opportunity to speak. The public speaker who receives the donated minutes shall speak for no more than four (4) minutes maximum. The president may take a poll of speakers for or against a particular issue and may ask that additional persons speak only if they have something new to add. Individuals represented by a common point of view may be asked to select one individual to speak for the group. The president may, at his/her discretion, allow five (5) minutes for those who are serving as a spokesperson for a group or organization. The Board may limit the total time for public input on each item to thirty (30) minutes. If the number of persons wishing to address the Board of Education exceeds the time limit, additional time will be provided in **Section XVI. CONTINUATION OF PUBLIC COMMENTS.**

- *Jill Hawkins addressed the board regarding vaccinations.*
- *Ann Thanawalla addressed the board regarding limited screen time for children. She also encouraged the district to exercise caution when replacing the windows at the schools.*
- *Duhn Mae encouraged the district to consider changing the school menus to be vegetarian. She also addressed the board regarding WiFi in the classrooms.*

DISCUSSION and MAJOR Items

As a general rule, items under DISCUSSION and MAJOR will be listed in an order determined by the President, Vice President, and Superintendent. Individual Board members may move to request a change in the order prior to consideration of any Major item. The Board may also move any of these items out of order to be heard earlier in the meeting if it appears that there is special interest by the public or as a courtesy to staff members making presentations to the Board.

VII. MAJOR ACTION ITEMS (15 minutes)

These items are considered to be of major interest and/or importance and are presented for action at this time. Some may have been discussed by the Board at a previous meeting.

A.04	Administrative Appointment (5).....	5
A.05	Public Hearing on the Local Control Accountability Plan (LCAP) – 2017-18 (5).....	6
A.06	Public Hearing: 2017-18 Proposed Budget (5).....	7-22

VIII. BOARD MEMBER COMMENTS

A Board member may make a brief announcement or report on his/her own activities relative to Board business. There can be no discussion under “BOARD MEMBER COMMENTS.”

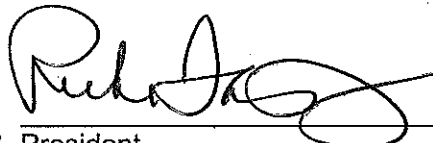
IX. FUTURE AGENDA ITEMS

Items for future consideration will be listed with the projected date of consideration. The Board of Education will be given any backup information available at this time.

X. ADJOURNMENT

It was moved by Dr. Tahvildaran-Jesswein, seconded by Mr. de la Torre, and voted 6/0 (Mr. Foster was absent) to adjourn the meeting at 6:07 p.m. The next regular board meeting is scheduled for **5:30 p.m. on Thursday, June 29, 2017**, in the **District Administrative Offices: 1651 16th Street, Santa Monica, CA.**

Approved: 7-19-17


Vice President


Superintendent

Meetings held at the District Office and in Malibu are taped and rebroadcast in Santa Monica on CityTV2, Cable Channel 20 – Check TV listing. Meetings are rebroadcast in Malibu on Government Access Ch. 3 every Saturday at 8pm.

SMMUSD Board of Education Meeting Schedule 2016-17
Closed Session begins at 4:30pm Public Meetings begin at 5:30pm

Meeting Date	Meeting Location	Meeting Format			Additional Notes
		"A" Format	"B" Format	Hybrid of "A" & "B"	
7/20/16 (W)	DO			X	
8/10/16 (W)	DO			X	
8/24/16 (W)	DO				Special Meeting: Retreat
9/1/16 (Th)	DO	X			
9/20/16 (T)	SMC				Special Mtg: Joint Mtg w/ SMC
9/22/16 (Th)	DO		X		
10/4/16 (T)	DO				Special Closed Session
10/6/16 (Th)	M	X			
10/15-16 (S-S)	DO				Special Closed Session
10/20/16 (Th)	DO		X		
10/27/16 (Th)	SBUSD			X	Special Meeting
11/3/16 (Th)	M	X			
11/17/16 (Th)	DO		X		
11/28/16 (M)	DO				Special Meeting
12/13/16 (T)	DO				Special Meeting: Retreat
12/15/16 (Th)	DO			X	
1/12/17 (Th)	DO				Special Meeting: Retreat
1/19/17 (Th)	DO			X	
1/24/17 (T)	DO				Special Meeting: Budget Wrkshp
2/2/17 (Th)	M	X			
2/16/17 (Th)	DO		X		
3/2/17 (Th)	DO	X			
3/7/17 (T)	DO				Special Meeting
3/16/17 (Th)	M		X		
3/23/17 (Th)	DO				Special Meeting: Budget Wrkshp
3/30/17 (Th)	DO				Special Meeting: Retreat
4/20/17 (Th)	DO			X	
5/4/17 (Th)	M	X			
5/18/17 (Th)	DO		X		
6/1/17 (Th)	DO	X			
6/13/17 (T)	DO				Special Meeting: Retreat
6/27/17 (T)	DO				Special Meeting: Public Hearings
6/29/17 (Th)	DO		X		

District Office (DO): 1651 16th Street, Santa Monica
 Malibu City Council Chambers (M): 23815 Stuart Ranch Road, Malibu

Meeting Format Structures:

Meeting "A"	Meeting "B"	Hybrid of "A" and "B"
1. Closed Session 2. Commendations/Recognitions 3. Study Session 4. Communications 5. Executive Staff Reports 6. Consent Calendar 7. General Public Comments <i>(max. 30 minutes)</i> 8. Discussion Items (as needed) 9. Major Items 10. Continuation of General Public Comments (if needed)	1. Closed Session 2. Consent Calendar 3. Study Session 4. Discussion Items 5. Major Items (as needed) 6. General Public Comments	1. Closed Session 2. Commendations/Recognitions 3. Study Session 4. Communications 5. Executive Staff Reports 6. Consent Calendar 7. General Public Comments <i>(max. 30 minutes)</i> 8. Discussion Items 9. Major Items 10. Continuation of General Public Comments (if needed)

CONSENT ITEMS

TO: BOARD OF EDUCATION

ACTION/CONSENT

06/22/17

FROM: BEN DRATI / JANECE L. MAEZ / CAREY UPTON

RE: AWARD OF AGREEMENT – INSPECTION SERVICES – INSPECTOR OF RECORD SERVICES FOR FRANKLIN AND GRANT ELEMENTARY SCHOOLS AND WILL ROGERS LEARNING COMMUNITY – WINDOW, FLOORING & PAINT PROJECT – STEPHEN PAYTE DSA INSPECTIONS, INC. – MEASURE ES

RECOMMENDATION NO. A.01

It is recommended that the Board of Education award an Inspection Services Agreement to Stephen Payte DSA Inspections Inc. for Franklin Elementary School, Grant Elementary School & Will Rogers Elementary School – Window, Flooring & Paint Project for an amount not to exceed \$38,480.00

Funding Information

Budgeted: Yes

Fund: 85

Source: ES

Account Number: 85-90905-0-00000-85000-5802-002-2600 (Franklin ES \$6,873.00) – Measure ES
85-90905-0-00000-85000-5802-003-2600 (Grant ES \$9,481.00) – Measure ES
85-90905-0-00000-85000-5802-006-2600 (Rogers ES \$22,126.00) – Measure ES

Description: Soft Costs/Testing & Inspection/Materials Lab

COMMENTS: Inspection Services are required by code to ensure that school facilities are built to the District requirements. The scope for inspection services is as follows:

- 1) Franklin ES – Inspect the removal and replacement of the Fire Alarm Control Panel (FACP) and reprogram the same sequence of operations and the existing panel. Perform an Owner test and provide the fire alarm certification documentation and monitoring activity report for the DSA inspector's approval.
- 2) Grant ES – Inspect the removal and replacement of approximately 300 existing window sashes in specific locations and retro-fit with new aluminum window sashes on top of the existing window frames in four (4) phases. Touch up any paintwork and install window hardware.
- 3) Rogers ES – Inspect the removal and replacement of approximately 900 existing windows in specific locations and replace with new aluminum window in four (4) phases. Repair Stucco and drywall in patching, touch up any damaged paintwork and install window hardware. Install new conduit wiring and devices for the campus wide Fire Alarm. Demolish the old fire Alarm and patch and paint.

This contract is for Stephen Payte DSA Inspections Inc., to provide the required inspections by a Class 2 project inspector. Inspections shall be per CBC, Title 24 and approved plans and specifications.

This contract is in the amount of \$38,480.00. Stephen Payte DSA Inspections Inc., will be billing per hour for a Certified Class 2 Project Inspector, per the construction schedule of thirteen (13) weeks, through completion of the project.

It is recommended that the Board of Education award an agreement in the amount of \$38,480.00.

MOTION MADE BY: Dr. Tahvildaran-Jesswein
SECONDED BY: Mr. Mechur
STUDENT ADVISORY VOTE: N/A
AYES: 5 (Lieberman, Tahvildaran-Jesswein, de la Torre, Mechur, Kean)
NOES: 0
ABSENT: 2 (Leon-Vazquez, Foster)

TO: BOARD OF EDUCATION

ACTION CONSENT

06/22/17

FROM: BEN DRATI / JANECE L. MAEZ / CAREY UPTON / STEVE MASSETTI

RE: CHANGE ORDER – WALTON ELECTRIC CORPORATION – MALIBU MIDDLE & HIGH SCHOOL – LED LUMINAIRES & SYSTEM CONTROL UPGRADE PROJECT – MEASURE ES

RECOMMENDATION NO. A.02

It is recommended that the Board of Education approve Change Order #03 with Walton Electric Corporation for Malibu Middle and High School – LED Luminaires & System Control Upgrade Project for salvage of fixtures and controls and anchor replacement in an amount not to exceed \$72,148.80 for a total contract amount of \$961,612.80.

Funding Information

Budgeted: Yes
Fund: 84
Source: Measure ES
Account Number: 84-90901-0-00000-85000-6200-010-2600
Budget Category: Construction Contracts
DSA #: 03-116398

COMMENTS: At the March 19, 2015 Santa Monica Malibu Unified School District Board of Education Meeting, the original contract was awarded to Walton Electric Corporation in an amount not to exceed \$716,586. Two change orders were subsequently approved totaling \$172,878, increasing the contract to \$889,464.

Due to changes in scope and timing of the MMHS Campus Improvements Project, Buildings A, B/C and E are now scheduled for demolition. Change Order No. 3 will fund the salvage, packaging and storage of the fixtures and controls from the buildings to be demolished for re-installation in other facilities or use as replacement parts and will replace certain improperly specified structural anchors for a total \$72,148.80. An independent estimate for the work was prepared, which confirms that the contractor’s proposals are reasonable.

ORIGINAL CONTRACT AMOUNT	\$716,586.00
CHANGE ORDER NO. 1	\$171,228.00
CHANGE ORDER NO. 2	\$1,650.00
CHANGE ORDER NO.3	<u>\$72,148.80</u>
TOTAL CONTRACT AMOUNT	\$961,612.80

This work will be funded by Measure ES, Malibu allocation.

MOTION MADE BY: Dr. Tahvildaran-Jesswein
SECONDED BY: Mr. Mechur
STUDENT ADVISORY VOTE: N/A
AYES: 5 (Lieberman, Tahvildaran-Jesswein, de la Torre, Mechur, Kean)
NOES: 0
ABSENT: 2 (Leon-Vazquez, Foster)

TO: BOARD OF EDUCATION

ACTION/CONSENT

06/22/17

FROM: BEN DRATI / JANECE L. MAEZ / CAREY UPTON / STEVE MASSETTI

RE: AMENDMENT TO AGREEMENT – CONTINUED EXTENSION OF
CONSTRUCTION MANAGEMENT AND RELATED SERVICES – CALIFORNIA
CONSTRUCTION MANAGEMENT – MEASURE BB

RECOMMENDATION NO. A.03

It is recommended that the Board of Education approve Contract Amendment #02 with California Construction Management (CCM) for Construction Management Services in the amount of \$221,980.00 for a total contract amount of \$2,170,918.36

Funding Information

Budgeted: No
Fund: 21, 81, 82, 83
Source: Measure BB
Account Number: XX-90500-0-00000-85000-5802—XXX-2600
Description: Construction Management

COMMENTS: The Board of Education approved a Construction Management Services contract with CCM in April 2015 and approved Amendment #01 in April 2016. CCM has managed the construction projects throughout Measure BB.

The current proposal is an amendment to the contract with CCM to provide construction management services to complete the ongoing project and close out the Olympic High School project.

The proposal is based upon hourly rates for the services required. All services have been provided by CCM and the continued services will not interrupt the progress or completion of the projects. It is recommended that the District continue these services until the end of February 2018, the anticipated completion of the Olympic High School project.

Funding the continued service agreement will come from the program reserve shortfall.

Original Contract	\$ 912,053.80
Amendment #01	\$1,036,936.56
Amendment #02	\$ 221,928.00
<hr/>	
Total Contract Amount:	\$2,170,918.36

MOTION MADE BY: Dr. Tahvildaran-Jesswein
SECONDED BY: Mr. Mechur
STUDENT ADVISORY VOTE: N/A
AYES: 5 (Lieberman, Tahvildaran-Jesswein, de la Torre, Mechur, Kean)
NOES: 0
ABSENT: 2 (Leon-Vazquez, Foster)

MAJOR ITEMS

TO: BOARD OF EDUCATION
FROM: BEN DRATI / MARK O. KELLY
RE: ADMINISTRATIVE APPOINTMENT

ACTION/MAJOR
06/22/17

RECOMMENDATION NO. A.04

It is recommended that the Board of Education approve the following administrative appointment:

CERTIFICATED APPOINTMENT

Effective

Dr. Ashley Benjamin
Principal, McKinley Elementary School

7/1/17

***** ***** ***** ***** ***** *****

Dr. Benjamin said that while she'll miss her friends and colleagues at Franklin Elementary School, she was looking forward to this new opportunity and joining the McKinley Elementary School team.

MOTION MADE BY: Mr. de la Torre
SECONDED BY: Mr. Mechur
STUDENT ADVISORY VOTE: N/A
AYES: 6 (Lieberman, Tahvildaran-Jesswein, Leon-Vazquez, de la Torre, Mechur, Kean)
NOES: 0
ABSENT: 1 (Foster)

TO: BOARD OF EDUCATION

ACTION/MAJOR

06/22/17

FROM: BEN DRATI / TERRY DELORIA

RE: PUBLIC HEARING ON THE LOCAL CONTROL ACCOUNTABILITY PLAN
(LCAP) 2017-18

RECOMMENDATION NO. A.05

It is recommended that the Board of Education (in accordance with Education Code Sections 42127 and 52062) hold a public hearing prior to formally consider the District's 2017-18 Local Control Accountability Plan (LCAP). The hearing is scheduled for Thursday, June 22, 2017, at 5:30 p.m.

COMMENT: The proposed LCAP has been made available for public inspection in the Office of the Superintendent. In addition, the required public notices were placed in *The Santa Monica Daily Press* and *The Malibu Times*.

Public Comments:

- *Ann Thanawalla addressed the board regarding this item.*

Open Public Hearing (6:04 p.m.)

MOTION MADE BY: Dr. Tahvildaran-Jesswein
 SECONDED BY: Mr. de la Torre
 STUDENT ADVISORY VOTE: N/A
 AYES: 6 (Lieberman, Tahvildaran-Jesswein,
 Leon-Vazquez, de la Torre, Mechur, Kean)
 NOES: 0
 ABSENT: 1 (Foster)

Close Public Hearing (6:06 p.m.)

MOTION MADE BY: Mr. Mechur
 SECONDED BY: Dr. Tahvildaran-Jesswein
 STUDENT ADVISORY VOTE: N/A
 AYES: 6 (Lieberman, Tahvildaran-Jesswein,
 Leon-Vazquez, de la Torre, Mechur, Kean)
 NOES: 0
 ABSENT: 1 (Foster)

TO: BOARD OF EDUCATION
FROM: BEN DRATI / JANECE L. MAEZ / PAT HO
RE: PUBLIC HEARING: 2017-18 PROPOSED BUDGET

DISCUSSION
06/22/17

RECOMMENDATION NO. A.06

It is recommended that the Board of Education (in accordance with Education Code Section 42103) hold a public hearing prior to formal consideration of the District 2016-17 Budget. The hearing is scheduled for Thursday, June 22, 2017, at 5:30 p.m.

COMMENT:

The proposed budget has been made available for public inspection in the Office of the Superintendent, consistent with established District policy. In addition, the required public notices were placed in *The Santa Monica Daily Press* and *The Malibu Times*.

Following is the [Proposed Budget for 2017-18](#) according to the most recent information we have received for State and Federal funding. This includes revenue and expenditure assumptions, the estimated Reserve, Revenue and Expenditure Summaries, and Multi-year Projections.

Listed below are the assumptions used to develop the SMMUSD budget:

REVENUE ASSUMPTIONS

A 1.56% statutory Cost of Living Adjustment (COLA) is applied to the 2017-18 LCFF funding. The gap funding is 43.97%. The projected District LCFF revenues calculation as follows:

2017-18 LCFF CALCULATION					
BASE GRANT					
	TK-3	4-6	7-8	9-12	TOTAL
	3,011.28	2,430.56	1,702.77	3,339.38	10,484
2016-17 BASE	7,083	7,189	7,403	8,578	
COLA 1.56%	7,193	7,301	7,518	8,712	
	21,660,137	17,745,519	12,801,425	29,092,679	81,299,759
AUGMENTATION GRANTS:					
CSR AUGMENTATION: BASE GRANT X10.4%					2,252,654
CTE AUGMENTATION 9-12 BASE GRANT X2.6%					756,410
SUPPLEMENTAL AND CONCENTRATION GRANTS:					
TOTAL ENROLLMENT					11,008
TOTAL UNDUPLICATED PUPIL COUNT					3,050
					27.71%
SUPPLEMENT ADD-ON 20% OF BASE GRANT X % OF ELIGIBLE					4,672,562
TRANSPORTATION AND TIIG GRANT					
2012-13 TRANSPORTATION					820,273
2012-13 TIIG					429,757
TOTAL LCFF ENTITLEMENT /TARGET FUNDING					90,231,415
HOLD HARMLESS CALCULATION					
12-13 TOTAL CATEGORICAL FUNDING					8,585,843
12-13 HOLD HARMLESS REVENUE LIMIT PER ADA					5,377.99
13-14 GAP FUNDING PER ADA					262.43
14-15 GAP FUNDING PER ADA					598.82
15-16 GAP FUNDING					777.99
16-17 GAP FUNDING					375.88
TOTAL PRIOR YEAR PER ADA RATE					7,393.11
17-18 FUNDED ADA					10,484
17-18 HOLD HARMLESS REVENUE LIMIT FUNDING					77,509,291
17-18 TOTAL HOLD HARMLESS FUNDING					86,095,134
2017-18 FUNDING					
DIFFERENCE BTW LCFF AND HOLD HARMLESS FUNDING					4,136,280
GAP FUNDING	43.97%				1,818,723
2017-18 TOTAL LCFF ENTITLEMENT					87,913,857
LOCAL REVENUE /PROPERTY TAXES					83,997,852
EDUCATION PROTECT ACT /EPA					2,130,414
STATE AID					1,785,591
MINIMUM STATE AID : \$8,585,843					6,800,252
TOTAL LCFF FUNDING					94,714,109

Enrollment for 2017-18 is expected to be 10,768.

The Lottery allocation will be \$189 per annual ADA, of which \$144 is for Unrestricted General Fund expenditures and the remaining \$45 is Proposition 20 – Mandated for Instructional Materials.

1.56% COLA for Special Education Funding, the projected Special Education AB 602 revenue is \$5,653,253 and \$2,404,375 for Federal IDEA programs.

Mandated Block Grant revenue is \$381,418.

The Measure “R” parcel tax of \$396.23 per parcel is estimated to generate \$11,965,808 after processing the senior exemptions.

Santa Monica-Malibu Education Foundation contribution is \$2 million dollars.

The estimated revenue from Prop Y & GSH is \$16,400,000 from the City of Santa Monica.

The District will receive \$9,000,000 from the Joint Use Agreement with the City of Santa Monica.

The District will receive \$200,000 from the Joint Use Agreement funding with the City of Malibu.

The combined lease revenue is \$3.15M which is from the DoubleTree Hotel, Madison Site, 9th & Colorado and 16th Street properties.

The projected revenue of Federal programs:

Title I:	\$ 937,808
Title II:	\$ 226,519
Title III:	\$ 98,276
Carl Perkins:	\$ 47,302
Medical:	\$ 500,000

The projected Career Technical Ed. Incentive Grant (CTEIG) revenue is \$475,000.

The Projected Adult Ed. Block Grant is \$679,147 and the projected revenue of Federal Adult Education & Family Literacy programs is \$46,280.

The Projected Federal Head Start revenue is \$1,480,116. State Preschool program revenue is \$2,688,924 and estimated parent fees are \$3,032,630.

The projected revenue for Federal Nutrition program is \$1,100,000 and \$1,350,000 from food sale.

EXPENDITURE ASSUMPTIONS

Staffing Ratio Changes:

TK-Grade 3	24
Grade 4-5	30
Grade 4-5 (Title I schools)	27
Grade 6-8	34
Grade 6-8 (JAMS)	33
Grade 9-12	35

Full-Time Equivalent (FTE) Changes:

Certificated: The FTE change of teaching positions reflect changes of projected enrollment

- 1.0 FTE Teaching Position Roosevelt Elementary School
- 1.2 FTE Teaching Position Lincoln Middle School
- (1.0) FTE Teaching Position Franklin Elementary School
- (2.0) FTE Teaching Position McKinley Elementary School
- (1.0) FTE Teaching Position Grant Elementary School
- (1.0) FTE Teaching Position Cabrillo Elementary School
- (1.0) FTE Teaching Position Will Rogers Elementary School
- (2.0) FTE Teaching Position Malibu High School
- (0.8) FTE Teaching Position John Adam Middle School

(2.9) FTE Teaching Position Santa Monica High School
3.6 FTE Teaching Position Special Education
(1.0) FTE Speech Pathologist Position Special Education

Classified:

(1.0) FTE R.O.P. Coordinator Position

Salary:

1.5% step and column increase for certificated employees
1.5% step and column increase for classified employees

Statutory Benefits:

14.43% STRS employer contribution rate (1.85% increase)
6.20% OASDI contribution rate
1.45% Medicare contribution rate
0.05% SUI contribution
4.00% Workers' Compensation contribution
15.531% PERS Employer contribution rate (2.041% increase)
1.25% Other Postemployment Benefit

Health & Welfare:

The premium for District-paid employee health benefits is budgeted for a 10% increase in 2018 calendar year. Cal-PERS health benefit rates have not been announced rate for 2018. We will adjust these rates when we receive the official notification.

OTHER PROGRAMS

Educational Protection Act (EPA)

After passage of Proposition 30, the Schools and Local Public Safety Protection Act of 2012, the District received funds through a new Education Protection Account to help stabilize school budgets and restore educational opportunities that were decimated by revenue shortfalls brought by the Great Recessions. The District will receive \$2,130,414 in 2018-19 and will use all funds to support Teachers Salary. EPA funds are one of the three components that make up the LCFF funds in the district.

LCAP Supplemental

\$4,425,900 is budgeted to support the LCAP plan that will be approved by the Board.

Textbooks

\$1,300,000 funded by Unrestricted General Fund.

Formula Budget (School Site Allocations)

Total formula budget is \$1,027,322. The allocation is based on (same as 2016-17):

K-5 \$ 77.75 per pupil
6-8 \$ 80.66 per pupil
9-12 \$ 59.48 per pupil

Summer School

Total summer school budget is \$1,026,479 (\$287,154 funded by LCAP).

Equipment Purchase and Replacement

\$615,481 budget for Copiers, Trucks and other Equipment replacement.

Transportation

\$ 861,957 for Regular Ed Transportation
 \$1,348,859 for Special Ed Transportation

Ongoing Maintenance Program

\$5,014,610 is budgeted for Ongoing Maintenance Program which represents 3% of total General Fund budget.

TRANSFERS

- \$250,000 transfer to Deferred Maintenance Fund (Fund 14)
- \$900,000 transfer to Cafeteria Fund (Fund 13)
- \$307,273 transfer to State Preschool Program
- \$179,683 transfer to Infant & Toddler Program
- \$196,027 transfer to Seaside Preschool - Edison
- \$159,270 transfer to Seaside Preschool – Grant

The Indirect Rate is changed from 5.66% to 5.59% in 2017-18.

RESERVE

The District Budget reflects a 3% reserve of the total General Fund Budget for 2017-18, 2018-19, and 2019-20 for Economic Uncertainties.

Combined Assigned and Unassigned Fund Balances		
Fund 01: Unrestricted General Fund		
	Unrestricted General Fund Balance	\$ 21,751,566
	Total Assigned and Unassigned Fund Balance	\$ 21,751,566
	Less: Reserve for Economic Uncertainties	\$ 4,660,715
	Fund Balance that Requires Explanation	\$ 17,090,851
Reasons for Assigned and Unassigned Ending Fund Balances Above the State Recommended Minimum Level		
Fund 01: Unrestricted General Fund		
	Reserve for Revolving Cash, Store & Prepaid	\$ 130,000
	Reserve for 18-19 & 19-20 Deficit Spending	\$ 4,646,608
	*Reserve for up to 2 months fo General Fund Expenditures	\$ 12,314,243
	Total of Substantiated Needs	\$ 17,090,851
* A 2-month reserve would be approximately \$25.7M.		

The following documents include:

- Summary General Fund Budget
- 2017-18 Major Categorical Program
- Local General Fund Contribution
- Projected Ending Fund Balance as of 6/30/2017
- Multi-year Financial Projections (MYFP) through 2019-20
- Summary of Major Fund

Open Public Hearing (6:06 p.m.)

MOTION MADE BY: Dr. Tahvildaran-Jesswein
SECONDED BY: Ms. Leon-Vazquez
STUDENT ADVISORY VOTE: N/A
AYES: 6 (Lieberman, Tahvildaran-Jesswein,
Leon-Vazquez, de la Torre, Mechur, Kean)
NOES: 0
ABSENT: 1 (Foster)

Close Public Hearing (6:07 p.m.)

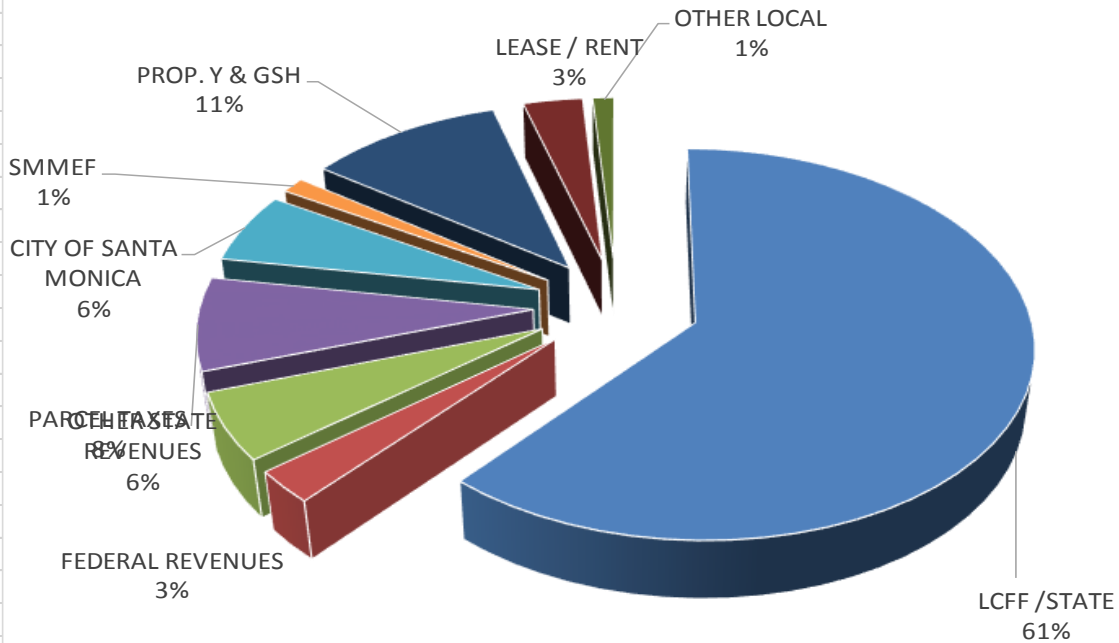
MOTION MADE BY: Ms. Leon-Vazquez
SECONDED BY: Dr. Tahvildaran-Jesswein
STUDENT ADVISORY VOTE: N/A
AYES: 6 (Lieberman, Tahvildaran-Jesswein,
Leon-Vazquez, de la Torre, Mechur, Kean)
NOES: 0
ABSENT: 1 (Foster)

**SANTA MONICA-MALIBU UNIFIED SCHOOL DISTRICT
2017-18 PRELIMINARY BUDGET
GENERAL FUND**

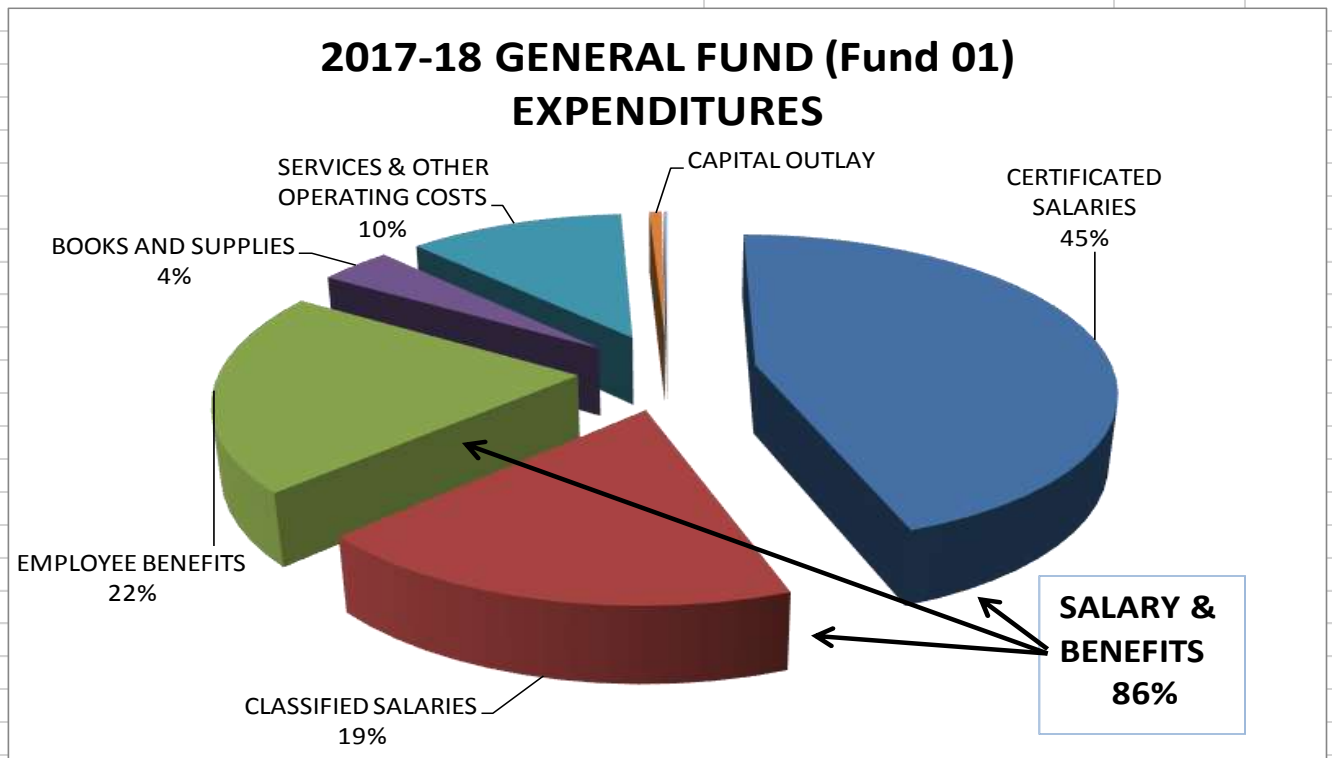
REVENUES

PROJECTED BEGINNING BALANCE	\$	26,129,362
LCFF /STATE	\$	94,200,253
FEDERAL REVENUES	\$	4,227,280
OTHER STATE REVENUES	\$	8,668,908
PARCEL TAXES	\$	11,965,808
CITY OF SANTA MONICA	\$	9,000,000
SMMEF	\$	2,000,000
PROP. Y & GSH	\$	16,400,000
LEASE / RENT	\$	5,000,000
OTHER LOCAL	\$	1,766,700
TOTAL REVENUES	\$	153,228,949
TOTAL AVAILABLE FUNDS	\$	179,358,311

**2017-18 GENERAL FUND (FUND 01)
REVENUES PROJECTION**



GENERAL FUND (UNRESTRICTED & RESTRICTED)	
PROJECTED EXPENDITURES:	
CERTIFICATED SALARIES	\$ 66,202,485
CLASSIFIED SALARIES	\$ 29,587,843
EMPLOYEE BENEFITS	\$ 38,276,015
BOOKS AND SUPPLIES	\$ 5,015,033
SERVICES & OTHER OPERATING COSTS	\$ 14,501,613
CAPITAL OUTLAY	\$ 830,481
OTHER OUTGO	\$ 957,682
TOTAL EXPENDITURES:	\$ 155,371,152
PROJECTED FUND BALANCE:	\$ 23,987,159



SANTA MONICA-MALIBU UNIFIED SCHOOL DISTRICT			
2017-18 MAJOR CATEGORICAL PROGRAMS			
	2016-17 ESTIMATED ACTUALS	2017-18 PROPOSED BUDGET	CHANGES
FEDERAL PROGRAMS			
TITLE I :BASIC	1,347,996	937,808	(410,188)
TITLE II :TEACHER QUALITY	476,212	226,519	(249,693)
TITLE III : IMMIGRANT EDUCATION (IMM)	59,774	26,493	(33,281)
TITLE III : LIMITED ENGLISH PROFICIENT (LEP)	162,784	71,783	(91,001)
VOC: CARL PERKINS II - C SEC 131	59,557	47,302	(12,255)
MEDICAL REIMBURSEMENT	500,000	500,000	-
SP ED: IDEA ENTITLEMENT	2,271,424	2,345,276	73,852
SP ED: IDEA "C" EARLY INTERVENTION	59,099	59,099	-
TOTAL FEDERAL REVENUES:	4,936,846	4,214,280	(722,566)
STATE PROGRAMS			
SP ED : AB602	5,519,068	5,653,253	134,185
SP ED : MENTAL HEALTH	-	-	-
SP ED : PROJECT WORKABILITY	66,540	65,637	(903)
LOTTERY - INSTRUCTIONAL MATERIALS	434,600	470,000	35,400
CAREER TECHNICAL ED. INCENTIVE GRANT	433,333	475,000	41,667
COLLEGE READINESS BLOCK GRANT	157,831	-	(157,831)
TOTAL STATE REVENUES:	6,611,372	6,663,890	52,518

SANTA MONICA-MALIBU UNIFIED SCHOOL DISTRICT			
LOCAL GENERAL FUND CONTRIBUTION (LGFC)			
	2016-17 ESTIMATED ACTUALS	2017-18 PROPOSED BUDGET	CHANGE
SPECIAL EDUCATION	22,014,669	22,302,958	288,289
ONGOING MAINTENANCE PROGRAM	4,439,804	5,014,610	574,806
TOTAL CONTRIBUTION:	26,454,473	27,317,568	863,095

SANTA MONICA-MALIBU UNIFIED SCHOOL DISTRICT		
2016-17 PROJECTED ENDING FUND BALANCE AS OF JUNE 30, 2017		
	FUND	PROJECTED END FUND BALANCE AS OF 6/30/17
01	GENERAL FUND	
	UNRESTRICTED	\$23,825,069
	RESTRICTED	2,304,292
11	ADULT EDUCATION	367,381
12	CHILD DEVELOPMENT FUND	124,949
13	CAFETERIA FUND	153,636
14	DEFERRED MAINTENANCE FUND	652,196
21	BUILDING FUND - BB/ES PROJECTS	103,846,025
25	CAPITAL FACILITIES FUND	941,281
40	SPECIAL RESERVE FUND FOR CAPITAL OUTLAY PROJECTS	9,641,660

SANTA MONICA-MALIBU USD			
MULTI-YEAR PROJECTION			
UNRESTRICTED GENERAL FUND -ASSUMPTIONS			
Factor	2017-18	2018-19	2019-20
Statutory COLA	1.56%	2.15%	2.35%
LCFF FUNDING BASE			
K-3 + 10.4% CSR	\$ 7,941	\$ 8,112	\$ 8,303
4-6	\$ 7,301	\$ 7,458	\$ 7,508
7-8	\$ 7,518	\$ 7,680	\$ 7,860
9-12 + 2.6% CTE	\$ 8,939	\$ 9,130	\$ 9,345
AVERAGE LCFF FUNDING PER ADA	\$ 8,574	\$ 8,673	\$ 8,878
% of Local Prperty Taxes Increase	5%	5%	5%
% OF GAP FUNDING /DOF	43.97%	71.53%	73.51%
MINIMUM STATE AID	\$ 8,585,843	\$ 8,585,843	\$ 8,585,843
Enrollment Projection*	10,768	10,768	10,768
P2 ADA Projection	10,253	10,253	10,253
FUNDING ADA	10,481	10,253	10,253
Federal Revenues	0%	0%	0%
City of Santa Monica	\$ 9,000,000	\$ 9,200,000	\$ 9,384,000
Measure "R"	\$ 11,965,808	\$ 12,205,124	\$ 12,449,227
City of SM /Prop. Y	\$ 8,200,000	\$ 8,400,000	\$ 8,600,000
City of SM /Meas. GSH	\$ 8,200,000	\$ 8,400,000	\$ 8,600,000
SMMEF	\$ 2,000,000	\$ 2,000,000	\$ 2,000,000
Salary Increase	0%	0%	0%
Step & Column Incr.	1.50%	1.50%	1.50%
STRS Rate	14.43%	16.28%	18.13%
PERS Rate	15.531%	18.10%	20.80%
Health/Welfare - Annualized	7%	7%	7%
Workers' Compensation	4.00%	4.00%	4.00%
Other Postemployment Benefits	1.25%	1.25%	1.25%
Indirect Cost Rate	5.66%	5.66%	5.66%
Interest Rate	0.70%	0.70%	0.70%
Ongoing Maintenance	3%	3%	3%
Reserve for Uncertainties	3%	3%	3%
* If District's State Aid (LCFF funding - Property Tax) is lower than \$8,585,843, the District will get \$8,585,843 Mimimum State Aid.			

SANTA MONICA-MALIBU USD			
UNRESTRICTED GENERAL FUND MULTI-YEAR PROJECTION			
	2017-18	2018-19	2019-20
Description	PROJECTED BUDGET	PROJECTED BUDGET	PROJECTED BUDGET
Revenue:			
Property Tax	83,997,852	87,447,745	91,070,132
Education Protection Account (EPA)	2,130,414	2,000,000	2,000,000
LCFF Transfer to Fund Fund 14	(250,000)	(250,000)	(250,000)
LCFF Transfer to Charter School & County Specialized secondary school	(112,000)	(112,000)	(112,000)
Pr. Year LCFF Adjustment	(151,856)		
Minimum State Aid	8,585,843	8,585,843	8,585,843
Subtotal LCFF Funding	94,200,253	97,671,588	101,293,975
Other Federal	13,000	13,000	13,000
Lottery	1,600,000	1,600,000	1,600,000
Mandated Reimbursement Block Grant	381,418	380,000	380,000
Other State Revenue	23,600	23,600	23,600
Meas. "R"	11,965,808	12,205,124	12,449,227
Meas. YY / City of SM	8,200,000	8,400,000	8,600,000
Meas. GHS / City of SM	8,200,000	8,400,000	8,600,000
Joint Use Agreement/ City of SM	9,000,000	9,200,000	9,400,000
All Other Local Income	4,163,000	3,540,000	3,550,000
SMMEF Donation	2,000,000	2,000,000	2,000,000
Local General Fund Contribution	(27,317,568)	(27,863,919)	(28,421,198)
TOTAL REVENUE	112,429,511	115,569,392	119,488,604
Expenditure:			
Certificated Salary	53,125,663	53,922,548	54,731,386
Classified	18,615,548	18,894,781	19,178,203
Benefits	28,373,611	30,911,930	33,569,756
STRS	7,595,606	8,778,591	9,922,800
PERS	2,699,616	3,180,559	3,709,832
SOCIAL SECURITY & MEDICARE	2,254,062	2,227,328	2,260,738
HEALTH AND WELFARE	11,923,146	12,757,766	13,650,810
SUI	40,795	41,409	41,955
WORKERS COMP	2,868,782	2,912,693	2,956,384
OPEB	890,912	910,217	923,870
CASH IN -LIEU	100,692	103,368	103,368
Supplies/Books	3,393,897	3,400,000	3,400,000
Other Operational Costs	9,923,263	9,800,000	9,800,000
Capital Outlay	615,481	500,000	500,000
Debt Services	98,000	98,000	98,000
Indirect	(1,084,672)	(1,000,000)	(1,000,000)
Interfund Transfer Out to FUND 12	542,223	550,000	550,000
Interfund Transfer Out to FUND 13	900,000	900,000	900,000
TOTAL EXPENDITURE	114,503,014	117,977,259	121,727,345
Increase (Decrease) Fund Balance	(2,073,503)	(2,407,867)	(2,238,741)
Beginning Fund Balance	23,825,069	21,751,566	19,343,699
Ending Fund Balance	21,751,566	19,343,699	17,104,958
Reserve - Revolving cash, Store	141,783	141,783	141,783
Reserve - Deficiting Spending in 18-19	2,407,867		
Reserve - Deficiting Spending in 19-20	2,238,741	2,238,741	
3% Contingency Reserve	4,661,135	4,799,422	4,943,079
Unappropriated Balance	12,302,040	12,163,753	12,020,096

SANTA MONICA-MALIBU UNIFIED SCHOOL DISTRICT			
SUMMARY BUDGET OF GENERAL FUND			
FUND 01: UNRESTRICTED GENERAL FUND			
	2016-17 ESTIMATED ACTUALS	2017-18 PROPOSED BUDGET	CHANGES
BEGINNING BALANCE	32,609,848	23,825,069	
REVENUES			-
LCFF SOURCES	91,149,587	94,200,253	3,050,666
FEDERAL REVENUE	49,969	13,000	(36,969)
OTHER STATE REVENUE	4,288,656	2,005,018	(2,283,638)
LOCAL REVENUES	34,891,928	43,528,808	8,636,880
LOCAL GENERAL FUND CONTRIBUTION	(26,454,473)	(27,317,568)	(863,095)
TOTAL REVENUES	103,925,667	112,429,511	8,503,844
EXPENDITURES			
CERTIFICATED SALARIES	53,573,967	53,125,663	(448,304)
CLASSIFIED SALARIES	18,327,017	18,615,548	288,531
EMPLOYEE BENEFITS	25,959,572	28,373,611	2,414,039
BOOKS AND SUPPLIES	3,479,780	3,393,897	(85,883)
SERVICES & OTHER OPERATING COSTS	9,837,843	9,923,263	85,420
CAPITAL OUTLAY	1,008,431	615,481	(392,950)
OTHER OUTGO	523,836	455,551	(68,285)
TOTAL EXPENDITURES	112,710,446	114,503,014	1,792,568
NET INCREASE (DECREASE)	(8,784,779)	(2,073,503)	
PROJECTED FUND BALANCE	23,825,069	21,751,566	
FUND 01: RESTRICTED GENERAL FUND			
	2016-17 ESTIMATED ACTUALS	2017-18 PROPOSED BUDGET	CHANGES
BEGINNING BALANCE	5,197,572	2,304,292	
REVENUES			
FEDERAL REVENUE	4,936,846	4,214,280	(722,566)
OTHER STATE REVENUE	6,057,681	1,010,637	(5,047,044)
LOCAL REVENUES	9,653,311	8,256,953	(1,396,358)
LOCAL GENERAL FUND CONTRIBUTION	26,454,473	27,317,568	863,095
TOTAL REVENUES	47,102,311	40,799,438	(6,302,873)
EXPENDITURES			
CERTIFICATED SALARIES	13,132,413	13,076,822	(55,591)
CLASSIFIED SALARIES	10,769,311	10,972,295	202,984
EMPLOYEE BENEFITS	13,793,992	9,902,404	(3,891,588)
BOOKS AND SUPPLIES	4,003,275	1,621,136	(2,382,139)
SERVICES & OTHER OPERATING COSTS	7,130,254	4,578,350	(2,551,904)
CAPITAL OUTLAY	629,812	215,000	(414,812)
OTHER OUTGO	536,534	502,131	(34,403)
TOTAL EXPENDITURES	49,995,591	40,868,138	(9,127,453)
NET INCREASE (DECREASE)	(2,893,280)	(68,700)	
PROJECTED FUND BALANCE	2,304,292	2,235,592	

FUND 11: ADULT EDUCATION			
	2016-17 ESTIMATED ACTUALS	2017-18 PROPOSED BUDGET	CHANGES
BEGINNING BALANCE	659,900	367,381	
REVENUES			
FEDERAL REVENUE	46,280	46,280	-
STATE REVENUE	690,135	679,147	(10,988)
LOCAL REVENUES	33,500	29,825	(3,675)
TOTAL REVENUES	769,915	755,252	(14,663)
EXPENDITURES			
CERTIFICATED SALARIES	364,566	303,383	(61,183)
CLASSIFIED SALARIES	186,350	179,414	(6,936)
EMPLOYEE BENEFITS	174,881	174,427	(454)
BOOKS AND SUPPLIES	190,161	47,102	(143,059)
SERVICES & OTHER OPERATING COSTS	105,571	44,695	(60,876)
CAPITAL OURLAY	-	-	-
OTHER OUTGO	40,905	38,629	(2,276)
TOTAL EXPENDITURES	1,062,434	787,650	(274,784)
NET INCREASE (DECREASE)	(292,519)	(32,398)	
PROJECTED FUND BALANCE	367,381	334,983	
FUND 12: CHILD DEVELOPMENT FUND			
	2016-17 ESTIMATED ACTUALS	2017-18 PROPOSED BUDGET	CHANGES
BEGINNING BALANCE	298,866	124,949	
REVENUES			
FEDERAL REVENUE	1,848,810	1,723,070	(125,740)
OTHER STATE REVENUE	2,775,984	2,732,823	(43,161)
LOCAL REVENUES	3,732,542	3,528,844	(203,698)
INTERFUND TRANSFER IN	475,769	542,223	66,454
TOTAL REVENUES	8,833,105	8,526,960	(306,145)
EXPENDITURES			
CERTIFICATED SALARIES	2,981,690	2,951,781	(29,909)
CLASSIFIED SALARIES	2,349,465	2,344,071	(5,394)
EMPLOYEE BENEFITS	2,452,355	2,369,586	(82,769)
BOOKS AND SUPPLIES	183,664	94,985	(88,679)
SERVICES & OTHER OPERATING COSTS	672,785	396,651	(276,134)
CAPITAL OUTLAY	-	-	-
OTHER OUTGO	367,063	371,608	4,545
TOTAL EXPENDITURES	9,007,022	8,528,682	(478,340)
NET INCREASE (DECREASE)	(173,917)	(1,722)	
PROJECTED FUND BALANCE	124,949	123,227	
CHILD DEVELOPMENT MAJOR PROGRAMS			
FEE PROGRAMS	3,220,861	3,032,630	(188,231)
HEAD START	1,609,816	1,484,076	(125,740)
OTHER FEDERAL PROGRAMS	238,994	238,994	-
STATE PROGRAMS	2,775,984	2,732,823	(43,161)
INFANT AND TODDLER PROGRAM	523,083	521,021	(2,062)

FUND 13: CAFETERIA SPECIAL FUND			
	2016-17 ESTIMATED ACTUALS	2017-18 PROPOSED BUDGET	CHANGES
BEGINNING BALANCE	195,976	153,636	
REVENUES			
FEDERAL REVENUE	1,200,000	1,100,000	(100,000)
OTHER STATE REVENUE	83,735	70,000	(13,735)
LOCAL REVENUES	1,393,703	1,382,400	(11,303)
INTERFUND TRANSFER IN	484,586	900,000	415,414
TOTAL REVENUES	3,162,024	3,452,400	290,376
EXPENDITURES			
CLASSIFIED SALARIES	1,457,946	1,484,710	26,764
EMPLOYEE BENEFITS	562,331	625,575	63,244
BOOKS AND SUPPLIES	1,348,000	1,473,000	125,000
SERVICES & OTHER OPERATING COSTS	(309,319)	(301,300)	8,019
CAPITAL OUTLAY		-	-
OTHER OUTGO	145,406	172,304	26,898
TOTAL EXPENDITURES	3,204,364	3,454,289	249,925
NET INCREASE (DECREASE)	(42,340)	(1,889)	
PROJECTED FUND BALANCE	153,636	151,747	
FUND 14: DEFERRED MAINTENANCE FUND			
	2016-17 ESTIMATED ACTUALS	2017-18 PROPOSED BUDGET	CHANGES
BEGINNING BALANCE	212,196	652,196	
REVENUES			
LCFF RESOURCES	250,000	250,000	-
LOCAL REVENUES	1,000	2,000	1,000
TRANSFER FROM FUND 01	600,000		
TOTAL REVENUES	851,000	252,000	(599,000)
EXPENDITURES			
SERVICES & OTHER OPERATING COSTS	350,000	250,000	(100,000)
CAPITAL OUTLAY	61,000	100,000	39,000
TOTAL EXPENDITURES	411,000	350,000	(61,000)
NET INCREASE (DECREASE)	440,000	(98,000)	
PROJECTED FUND BALANCE	652,196	554,196	

FUND 21: BUILDING FUND			
	2016-17 ESTIMATED ACTUALS	2017-18 PROPOSED BUDGET	CHANGES
BEGINNING BALANCE	92,741,212	103,846,025	
REVENUES			
PROCEEDS - SALE OF BONDS	60,000,000	-	(60,000,000)
LOCAL REVENUES	573,000	775,000	202,000
TOTAL REVENUES	60,573,000	775,000	(59,798,000)
EXPENDITURES			
CLASSIFIED SALARIES	564,670	611,510	46,840
EMPLOYEE BENEFITS	250,094	279,545	29,451
BOOKS AND SUPPLIES	5,414,325	74,300	(5,340,025)
SERVICES & OTHER OPERATING COSTS	27,925,548	16,810,137	(11,115,411)
CAPITAL OUTLAY	15,313,550	2,332,100	(12,981,450)
TOTAL EXPENDITURES	49,468,187	20,107,592	(29,360,595)
NET INCREASE (DECREASE)	11,104,813	(19,332,592)	
PROJECTED FUND BALANCE	103,846,025	84,513,433	
FUND 25: CAPITAL FACILITIES FUND			
	2016-17 ESTIMATED ACTUALS	2017-18 PROPOSED BUDGET	CHANGES
BEGINNING BALANCE	1,236,679	941,281	
REVENUES			
DEVELOPMENT FEES	800,000	800,000	-
INTEREST	3,000	3,000	-
OTHER LOCAL	(284,398)	-	284,398
TOTAL REVENUES	518,602	803,000	284,398
EXPENDITURES			
CLASSIFIED SALARIES	-	-	-
EMPLOYEE BENEFITS	-	-	-
SUPPLIES	1,000	3,000	2,000
SERVICES & OTHER OPERATING COST	813,000	800,000	(13,000)
CAPITAL OUTLAY	-	-	-
TOTAL EXPENDITURES	814,000	803,000	(11,000)
NET INCREASE (DECREASE)	(295,398)	-	
PROJECTED FUND BALANCE	941,281	941,281	

FUND 40: SPECIAL RESERVE FUND FOR CAPITAL OUTLAY			
	2016-17 ESTIMATED ACTUALS	2017-18 PROPOSED BUDGET	CHANGES
BEGINNING BALANCE	11,444,209	9,641,660	
REVENUES			
OTHER STATE REVENUE	583,064		(583,064)
REDEVELOPMENT	7,040,910	6,740,629	(300,281)
INTEREST	30,000	60,000	30,000
TOTAL REVENUES	7,653,974	6,800,629	(853,345)
EXPENDITURES			
SUPPLIES	12,000	120,000	108,000
SERVICES & OTHER OPERATING COSTS	1,084,500	1,604,312	519,812
CAPITAL OUTLAY	6,490,741	1,200,000	(5,290,741)
OTHER OUTGO	1,869,282	1,863,882	(5,400)
TOTAL EXPENDITURES	9,456,523	4,788,194	(4,776,329)
NET INCREASE (DECREASE)	(1,802,549)	2,012,435	
PROJECTED FUND BALANCE	9,641,660	11,654,095	
FUND 71: RETIREE BENEFIT FUND FOR OPEB			
	2016-17 ESTIMATED ACTUALS	2017-18 PROPOSED BUDGET	CHANGES
BEGINNING BALANCE	5,120,174	5,170,995	
REVENUES			
OTHER LOCAL	1,350,821	1,330,000	(20,821)
TOTAL REVENUES	1,350,821	1,330,000	(20,821)
EXPENDITURES			
SERVICES & OTHER OPERATING COST	1,300,000	1,300,000	-
TOTAL EXPENDITURES	1,300,000	1,300,000	-
NET INCREASE (DECREASE)	50,821	30,000	
PROJECTED FUND BALANCE	5,170,995	5,200,995	-