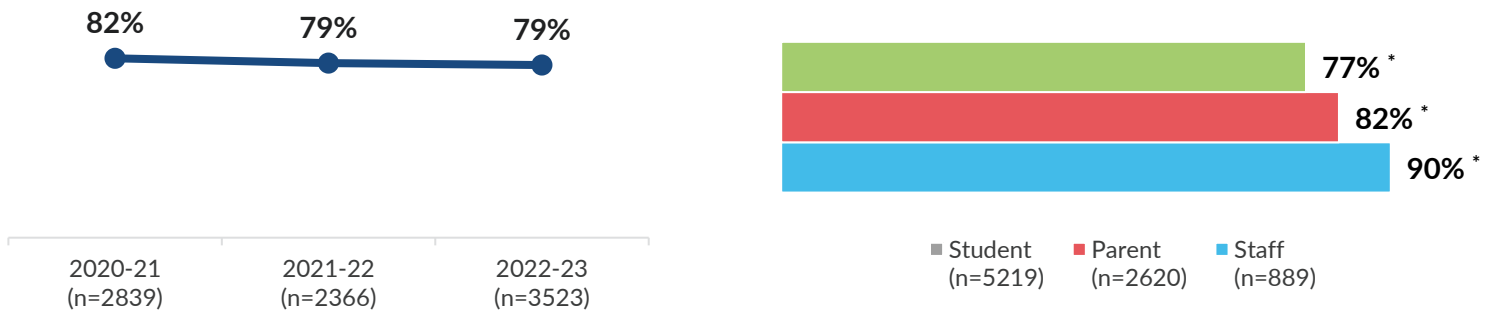


Santa Monica-Malibu Unified School District (SMMUSD) partners with Hanover Research to administer an annual Culture and Climate Survey to students (Grades 4-12), staff, families, and community members. The survey was administered three times: in January to February of 2023, April 2022, and May to June of 2021. SMMUSD uses this survey to gather perceptions and opinions and to identify areas of strength and weakness within the district. A total of 10,082 responses were collected across the three administration periods. This infographic provides a summary of key findings across the three survey administrations. *Note: An asterisk (*) indicates a statistically significant difference between groups or years. Question text and answer options marked with † are truncated for clarity and brevity.*

OVERALL QUALITY

A large majority of respondents rate SMMUSD's education as either good or excellent. However, overall perceptions of SMMUSD education show a slight decrease over the last two years, with students providing lower ratings than parents and staff over the past three years.

How would you rate the overall quality of the education provided at [school location]?
% Good + % Excellent



INSTRUCTIONAL EXPECTATIONS BY YEAR

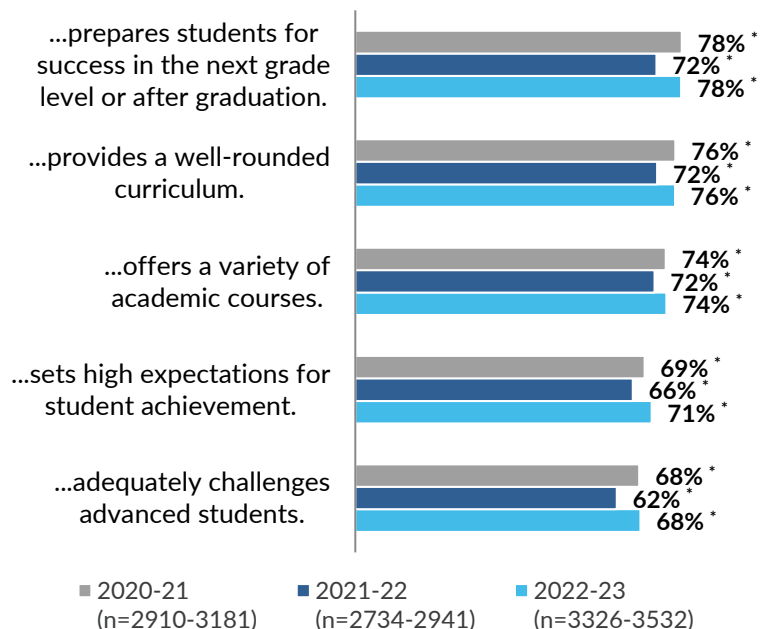
The majority of responses express positive opinions of instructional expectations of SMMUSD schools. Respondents indicate higher satisfaction with SMMUSD schools' instructional expectations, with responses showing significantly more positive opinions in 2022-23 compared to the previous year, with current levels rising back to or above the levels from the 2020-21 survey.



78%

of 2023 respondents agree that their school prepares students for success

[My/My child's] school...
% Agree + % Strongly Agree



INSTRUCTIONAL EXPECTATIONS BY GROUP

Respondents' ratings of SMMUSD are significantly different between groups, with students and parents providing significantly lower ratings compared to staff. Parents express particular concern regarding SMMUSD schools' ability to challenge advanced students adequately.



53%

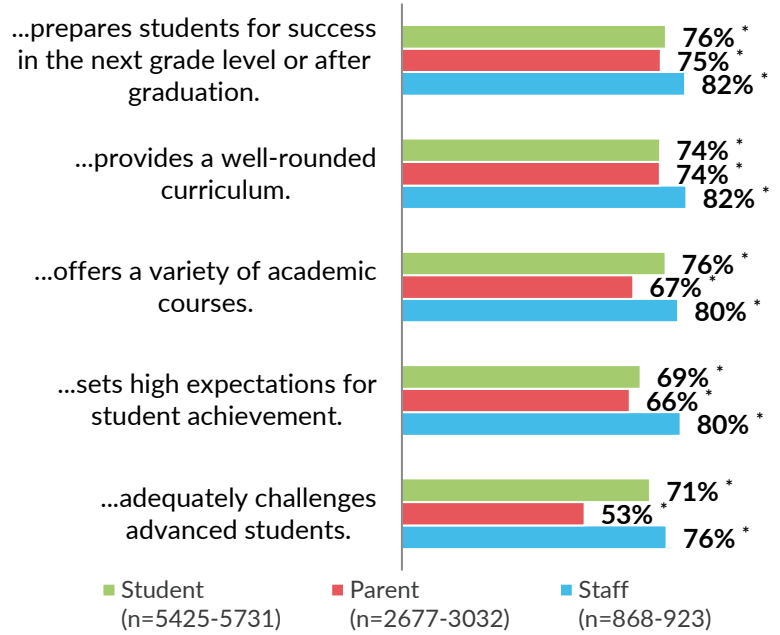
of parents agree that their child's school adequately challenges advanced students.



66%

of parents agree that their child's school sets high expectations for student achievement

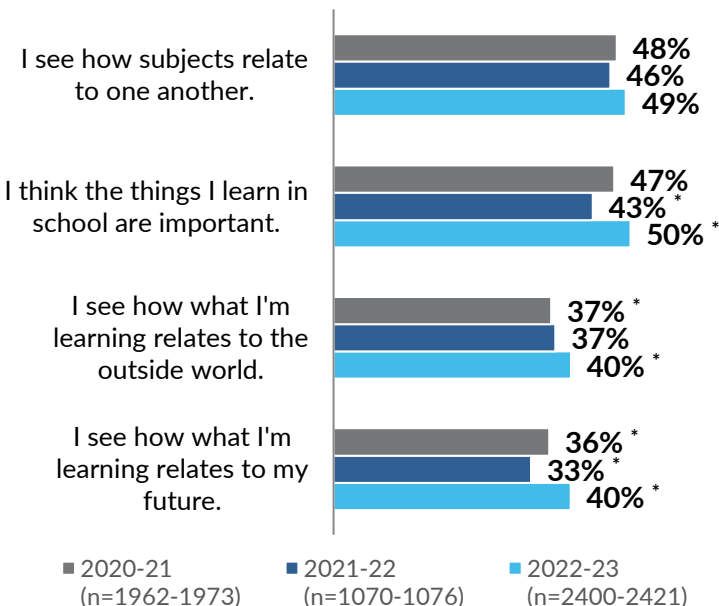
[My/My child's] school...
% Agree + % Strongly Agree



STUDENT PERCEPTIONS OF INSTRUCTION

Student perceptions of classroom instruction have improved in 2022-2023 compared to previous years. Students provide higher ratings of how often they feel positively regarding what they learn in school compared to the past two years for all questions related to the perception of class content.

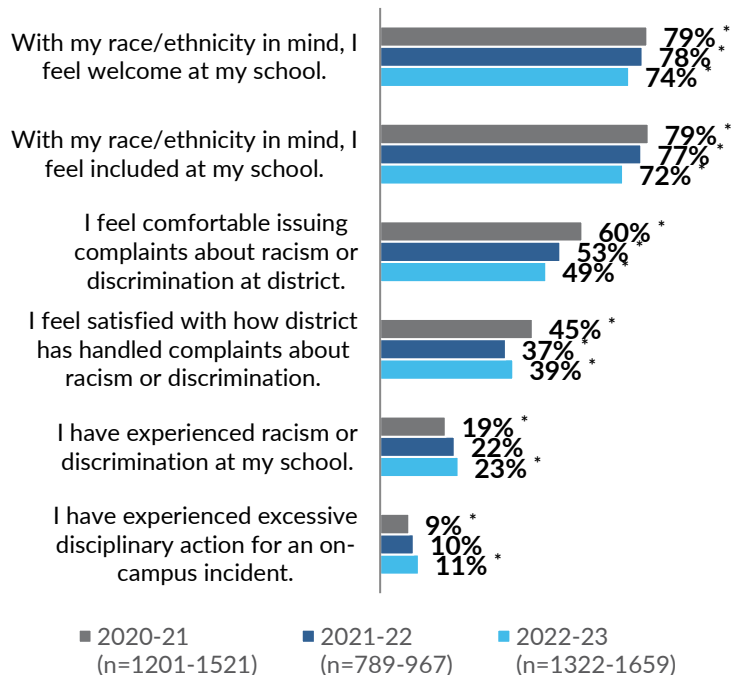
How often were the following true about the things you learned in your classes this school year? (Students Only)
% Often + % Very Often



SOCIAL ENVIRONMENT

Students report increased challenges related to discrimination based on their race/ethnicity compared to previous years. Most students in 2022-23 indicate that they do not feel comfortable issuing complaints regarding these issues.

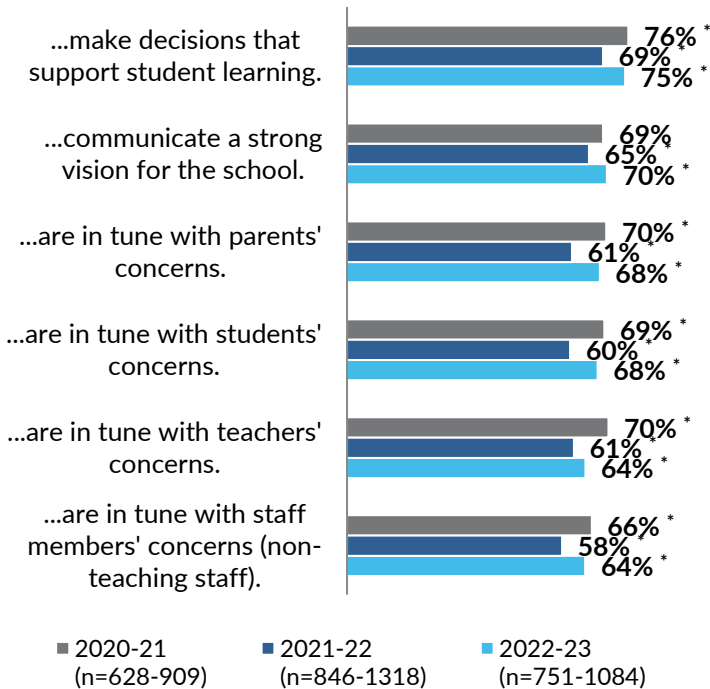
Please indicate how much you disagree or agree with the following statements (Students Only)
% Agree + % Strongly Agree



PERCEPTIONS OF ADMINISTRATION

Most respondents report positive opinions of SMMUSD administration, with significantly more expressing positive opinions this year compared to last year. Significantly more respondents in 2022-23 express positive opinions of administration across all questions compared to the prior year.

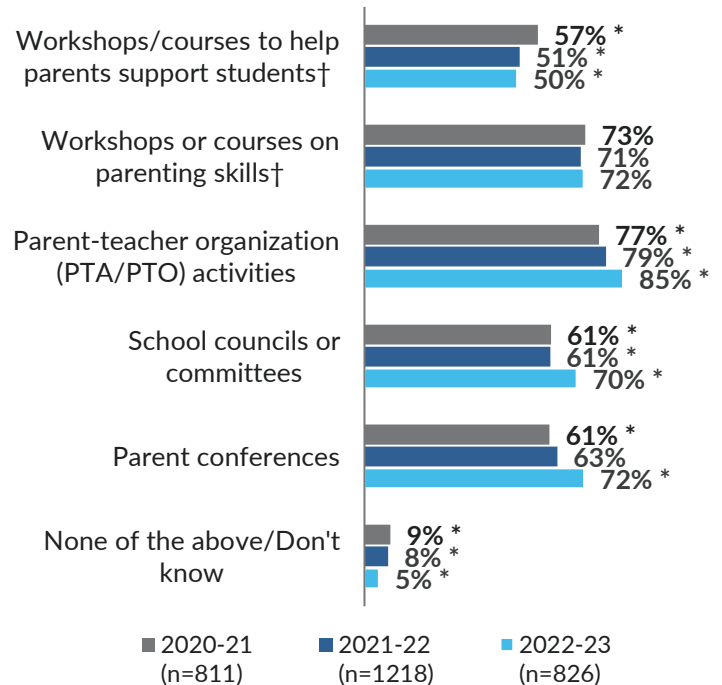
The administrators at [my/my child's] school...
% Agree + % Strongly Agree



PARENT ENGAGEMENT

Most parents indicate that they participate in engagement opportunities offered by the school, with more indicating that they engage in most activities at school and with their child at home compared to previous years.

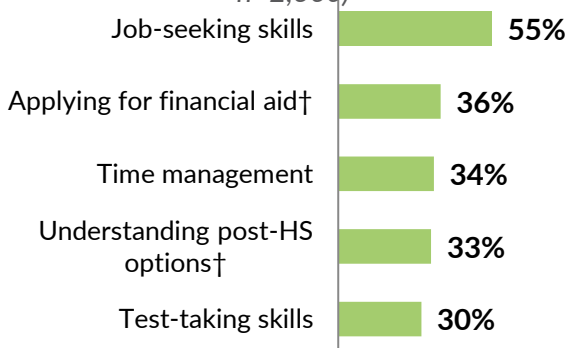
Which of the following engagement opportunities did your school offer to parents during the school year?
Select all that apply (Parents Only)



POST-HIGH SCHOOL PREPARATION

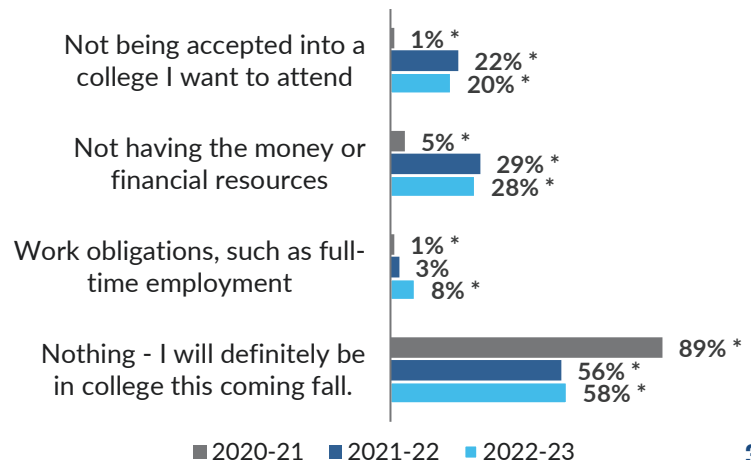
More than half of high school students surveyed between 2020 and 2023 indicate that their high school has not prepared them with job-seeking skills.

In which of the following areas do you feel your high school has not prepared you well enough for college and/or a future career?
Select all that apply, Top 5 Selections (Students Only, n=2,360)



Significantly more high school seniors that plan to attend a two- or four-year college indicate that work obligations might prevent them from attending college compared to previous years.

Which of the following might prevent you from attending college this fall?
Select all that apply (Seniors Planning for College, n=350)

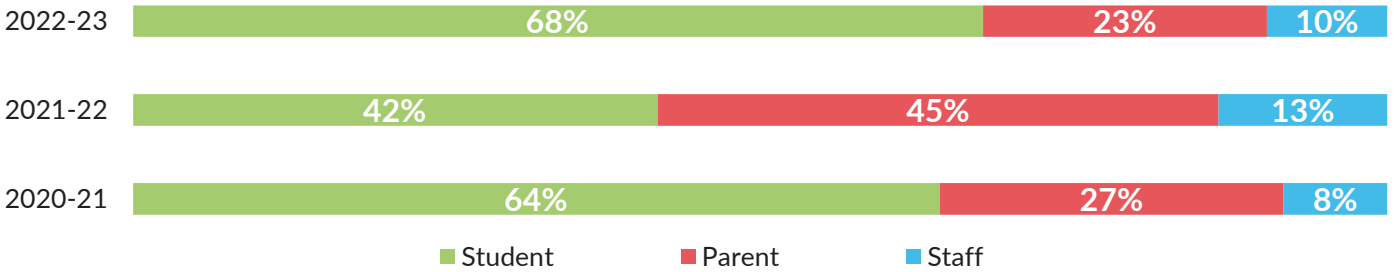


SURVEY PARTICIPANTS

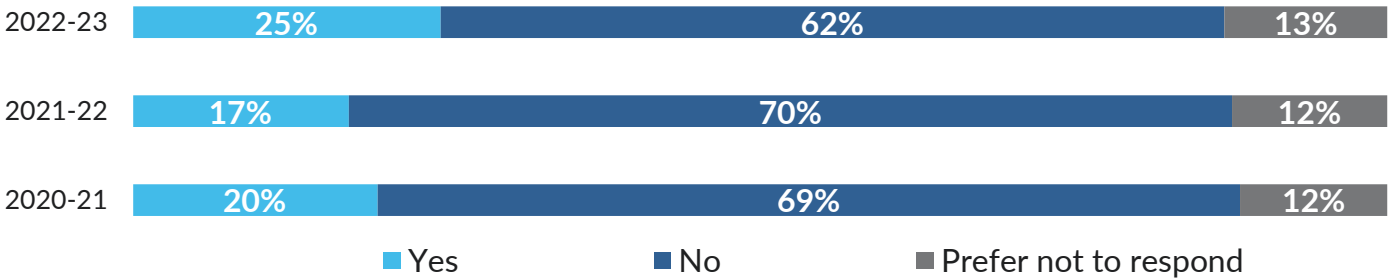
Total Number of Respondents by Year



Percent of Respondents by Group



Are you Hispanic or Latinx?



Which of the following describes your race/ethnicity?

Please select all that apply.

■ 2020-21 ■ 2021-22 ■ 2022-23

