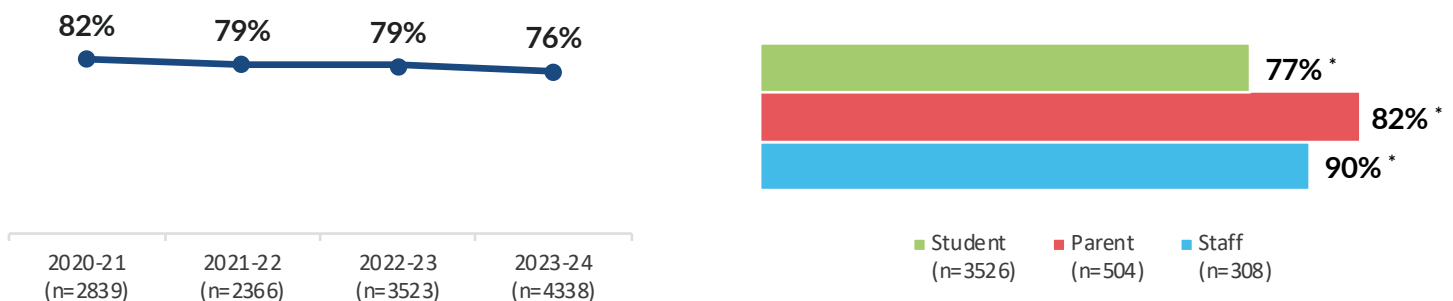


Santa Monica-Malibu Unified School District (SMMUSD) partners with Hanover Research to administer an annual Culture and Climate Survey to students (Grades 4-12), staff, families, and community members. The survey was administered four times: in Spring of 2024, 2023, 2022, and 2021. SMMUSD uses this survey to gather perceptions and opinions and to identify areas of strength and weakness within the district. A total of 14,624 responses were collected across the four administration periods. This infographic provides a summary of key findings across the four survey administrations. *Note: An asterisk (\*) indicates a statistically significant difference between groups or years. Question text and answer options marked with † are truncated for clarity and brevity.*

## OVERALL QUALITY

A large majority of respondents rate SMMUSD's education as either good or excellent. However, overall perceptions of SMMUSD education quality continues to decrease in 2023-24, with students providing lower ratings than parents and staff over the past four years.

How would you rate the overall quality of the education provided at [school location]?  
% Good + % Excellent



## INSTRUCTIONAL EXPECTATIONS BY YEAR

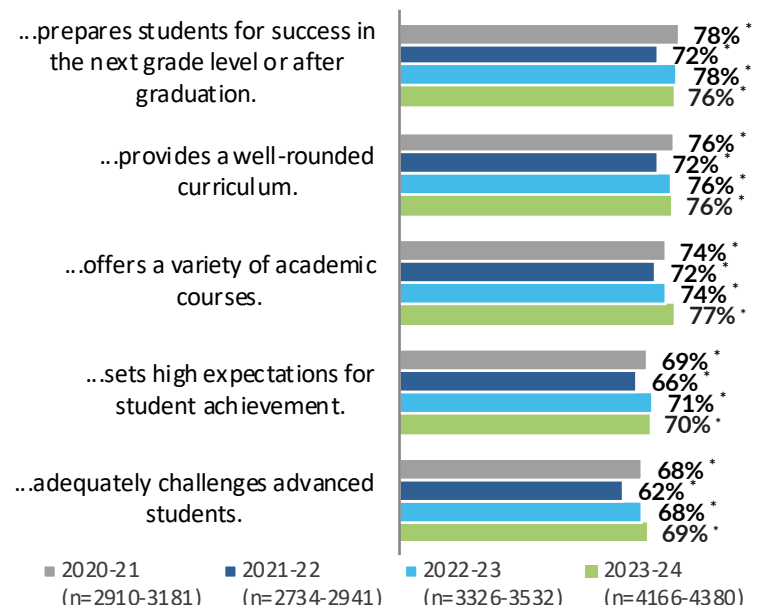
The majority of respondents demonstrate positive perceptions of instructional expectations of SMMUSD schools. Notably, the levels of respondents that agree that schools offer a variety of academic courses, as well as adequately challenges advanced students, are at their highest levels among all survey years. However, schools adequately challenging advanced students remains the lowest-rated metric within instructional expectations.



76%

of 2024 respondents agree that their school prepares students for success

[My/My child's] school...  
% Agree + % Strongly Agree



## INSTRUCTIONAL EXPECTATIONS BY GROUP

Respondents' perceptions of SMMUSD's instructional expectations widely differ based on respondent group, with students and parents providing significantly lower ratings compared to staff. Parents express particular concern regarding SMMUSD schools' ability to adequately challenge advanced students.



**57%**

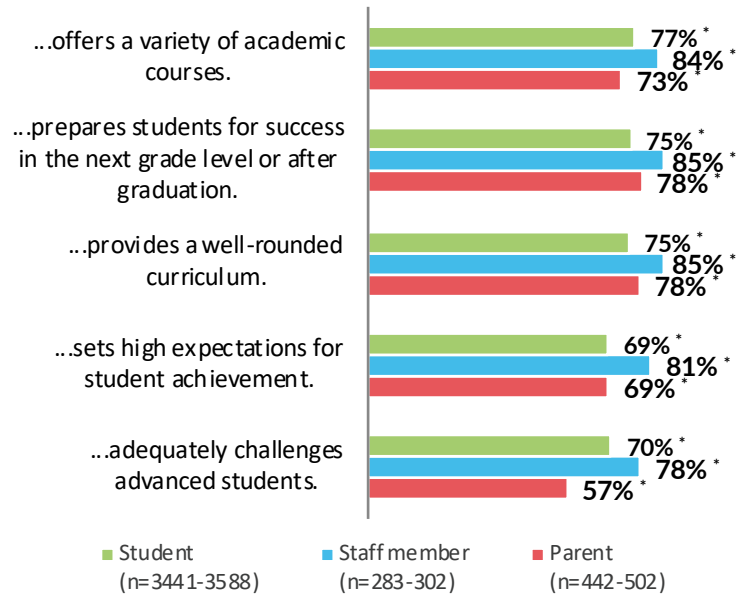
of **parents** agree that their child's school adequately challenges advanced students.



**69%**

of **parents** agree that their child's school sets high expectations for student achievement.

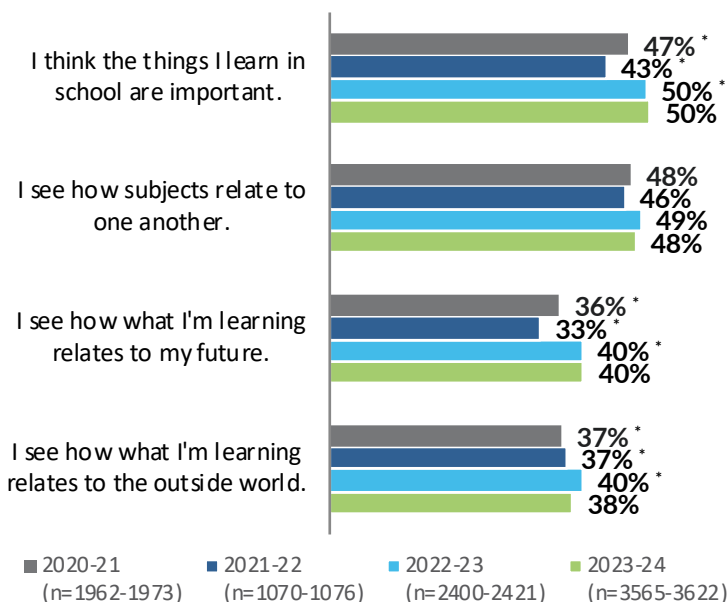
[My/My child's] school...  
% Agree + % Strongly Agree



## STUDENT PERCEPTIONS OF INSTRUCTION

In 2023-24, student perceptions of classroom instruction either remained constant or slightly decreased compared to the previous year. Students provide higher perceptions of the importance and relatedness of subjects, but lower ratings of how learning relates to their future or the outside world.

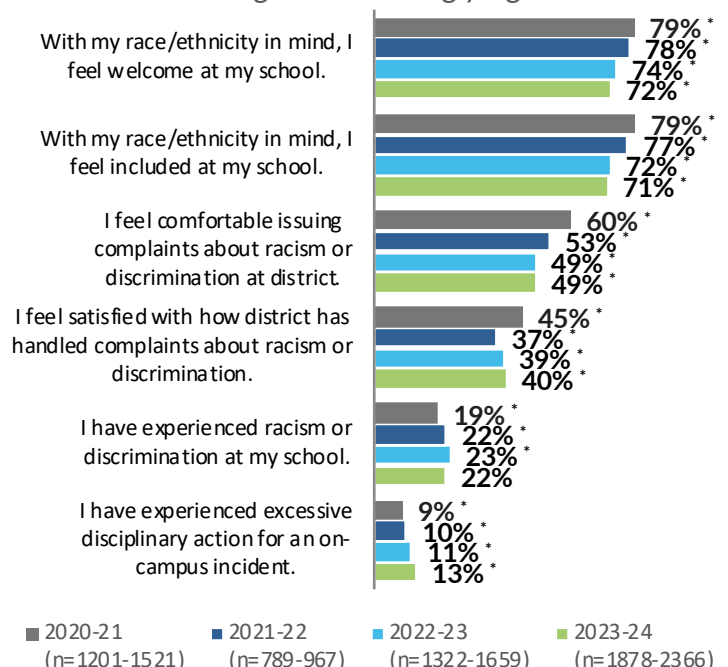
How often were the following true about the things you learned in your classes this school year? (Students Only)  
% Often + % Very Often



## SOCIAL ENVIRONMENT

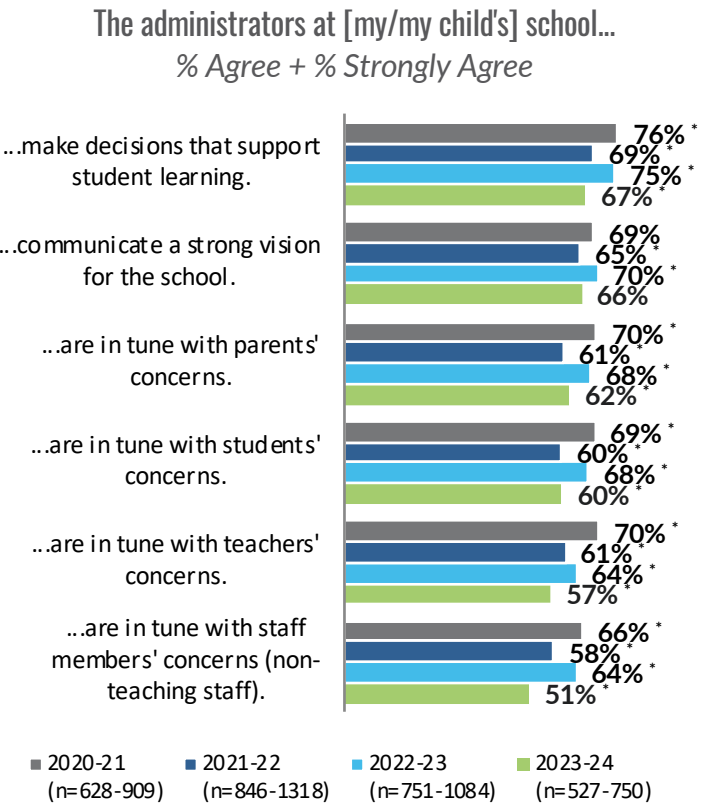
Student experiences of discrimination are comparable to 2022-23 survey results, with only minor percentage changes. Most students agree that they feel welcome and included at school, but fewer agree they feel comfortable issuing complaints about discrimination.

Please indicate how much you disagree or agree with the following statements (Students Only)  
% Agree + % Strongly Agree



PERCEPTIONS OF ADMINISTRATION

In 2023-24, perceptions of school administrators are significantly lower compared to last year across all measures. Significantly fewer respondents in 2023-24 agree that are in-tune with teachers' and staff members' concerns compared to the prior school year.

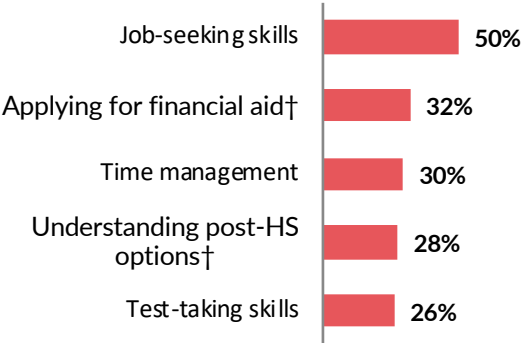


POST-HIGH SCHOOL PREPARATION

More than half of high school students surveyed between 2020 and 2024 indicate that their high school has not prepared them with job-seeking skills.

In which of the following areas do you feel your high school has not prepared you well enough for college and/or a future career?

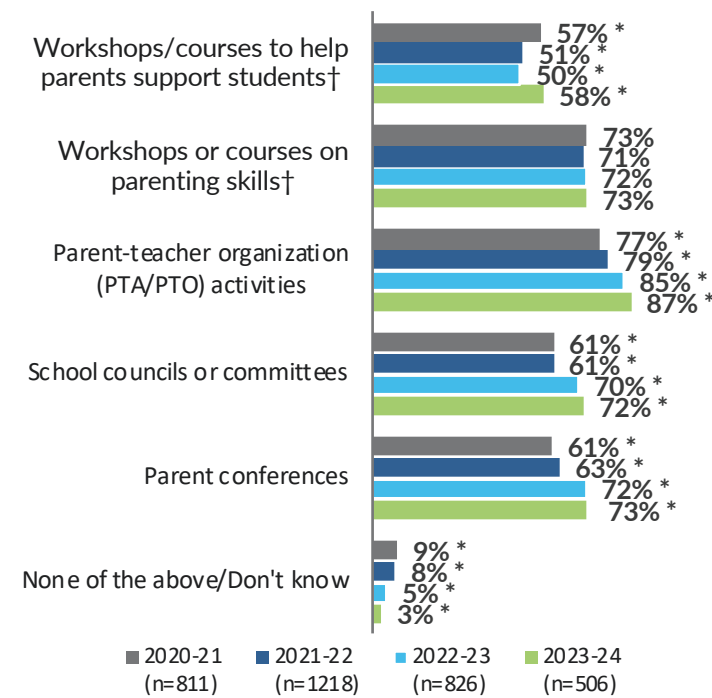
Select all that apply, Top 5 Selections  
(Students Only, n=1,900)



PARENT ENGAGEMENT

In 2023-24, a greater percentage of respondents indicated that their school offered each engagement opportunity compared to previous years. However, parents indicate lower engagement with their children at home compared to the previous school year.

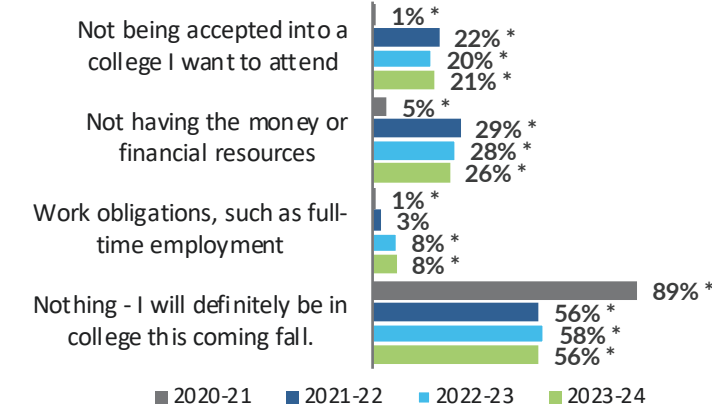
Which of the following engagement opportunities did your school offer to parents during the school year?  
Select all that apply (Parents Only)



In 2023-24, slightly fewer high school seniors that plan to attend a two- or four-year college indicate that limited financial resources may prevent them from attending college compared to the previous two years.

Which of the following might prevent you from attending college this fall?

Select all that apply (Seniors Planning for College, n=384)



SURVEY PARTICIPANTS

