

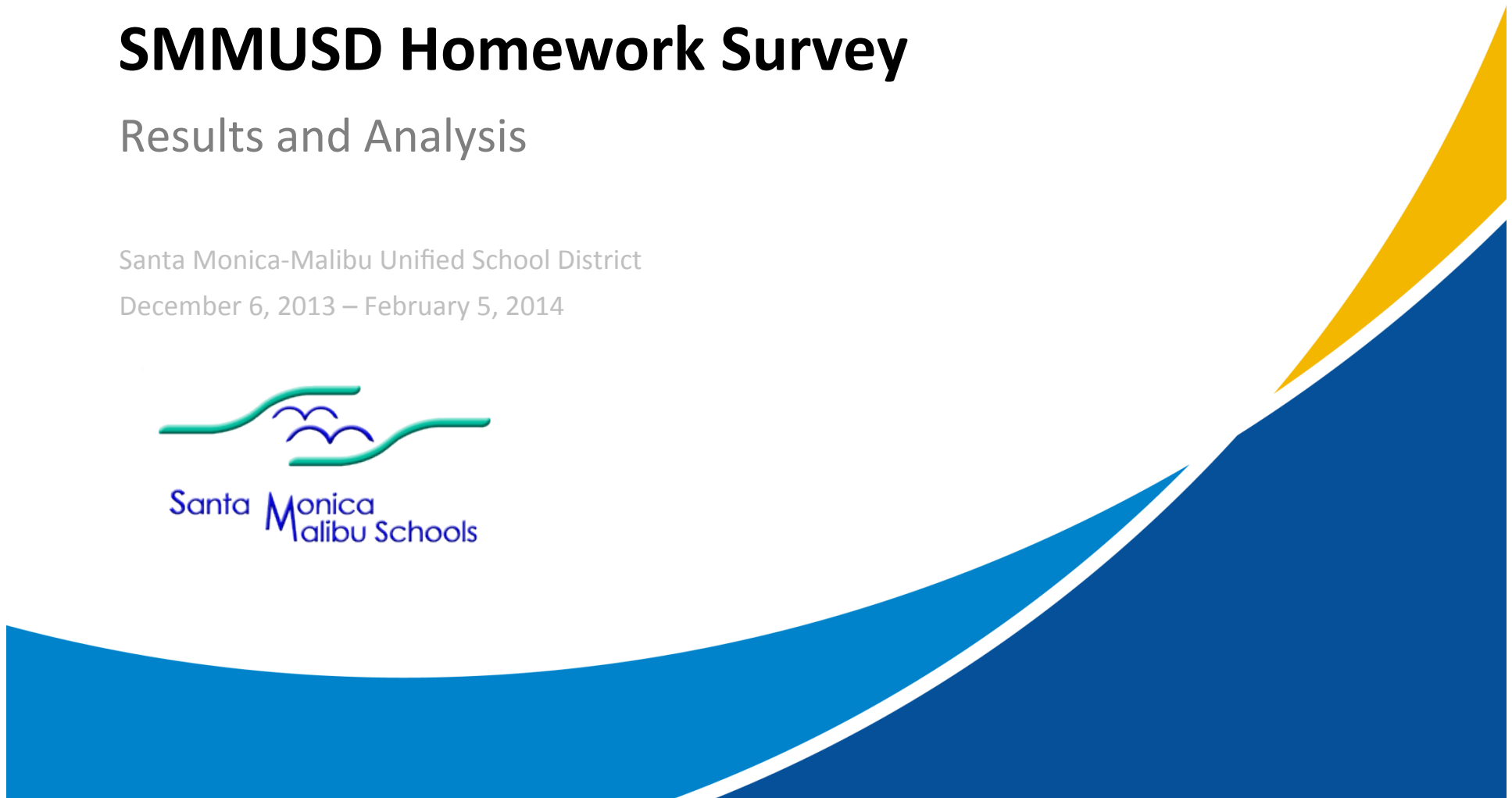
SMMUSD Homework Survey

Results and Analysis

Santa Monica-Malibu Unified School District
December 6, 2013 – February 5, 2014



Santa Monica
Malibu Schools



Overview

Parents were invited to provide feedback on their experiences with homework in the district. Parents with more than one child were encouraged to take the survey multiple times.

The survey was advertised on the district's website, promoted in school newsletters and announced via two press releases.

Survey topics included:

- Quantity of Homework
- Amount of Time Spent on Homework
- Frequency of Homework
- Assistance Needed with Homework
- Type of Homework

This presentation provides a district-level overview of survey results. This survey is conducted annually in conjunction and support of Board Policy.

Each campus will receive a site-level report for use in the development and modification of the school homework plan.

Participation

Parents were given the opportunity to take the survey online between December 6, 2013 and February 5, 2014. The survey was available in both English and Spanish.

Responding Group	Number of Participants
Parents	557

Five Spanish surveys were returned.

Participant Profile

Grade Level

Parents of high school students accounted for 52% of participants.

Please indicate the grade level of the child for whom you are completing this survey. (N=538)

Grade	Count (N)	Percent (%)
Kindergarten	21	4%
1st Grade	26	5%
2nd Grade	15	3%
3rd Grade	25	5%
4th Grade	23	4%
5th Grade	24	4%
6th Grade	45	8%
7th Grade	35	7%
8th Grade	43	8%
9th Grade	85	16%
10th Grade	83	15%
11th Grade	76	14%
12th Grade	37	7%

School

Please indicate which school your child attends. (N=531)

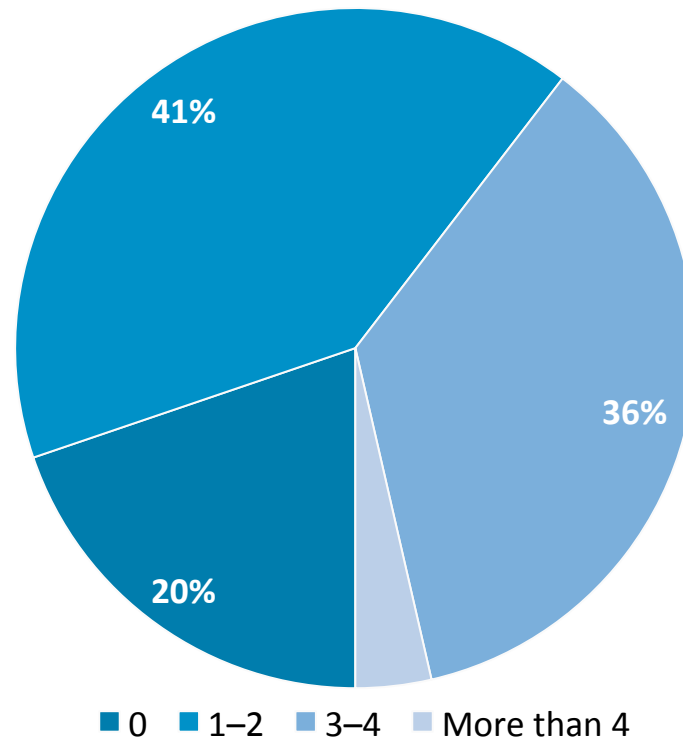
School	Count (N)	Percent (%)
Cabrillo	9	2%
Edison	15	3%
Franklin	16	3%
Grant	12	2%
Jams	37	7%
Lincoln	37	7%
Malibu	69	13%
McKinley	10	2%
Muir	4	1%
Olympic	0	0%
Point Dume	8	2%
Rogers	13	2%
Roosevelt	6	1%
Samohi	249	47%
SMASH	20	4%
Webster	26	5%

47% of participants had one or more children attending Santa Monica High School

Honors/AP Courses

8 of 10 parents of high school students had children taking one or more Honors or AP courses.

How many Honors/AP courses is your child currently taking? (N=278)



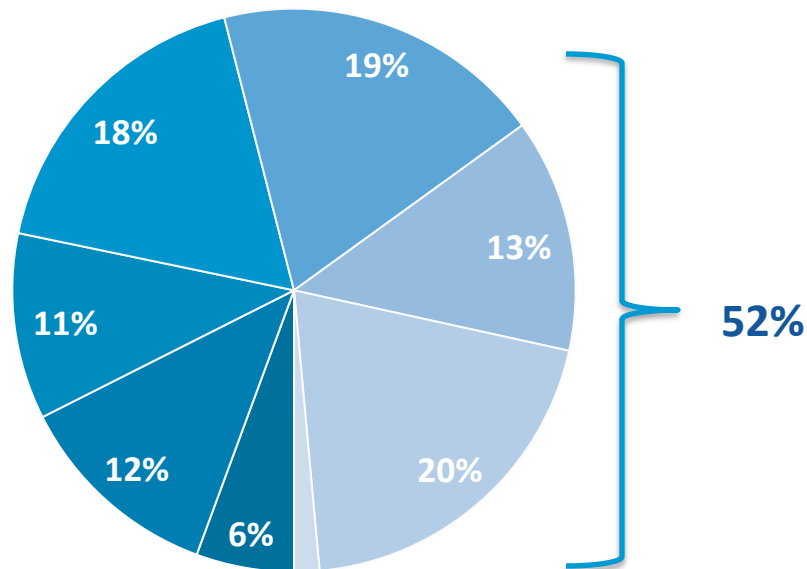
- Data labels for percentages 5% or less are not shown.
- Only parents of children in grades 9, 10, 11 and 12 were given the opportunity to answer this question.

Findings

Time on Homework

Over half of parents said their child spends 60 minutes or more on homework daily.

About how much time does your child typically spend doing homework on a daily basis? (N=552)



- Less than 15 minutes
- About 15–30 minutes
- About 30–45 minutes
- About 45–60 minutes
- About 60–90 minutes
- About 90–120 minutes
- More than 120 minutes
- Not sure

Note: Data labels for percentages 5% or less are not shown.

Time on Homework (Continued)

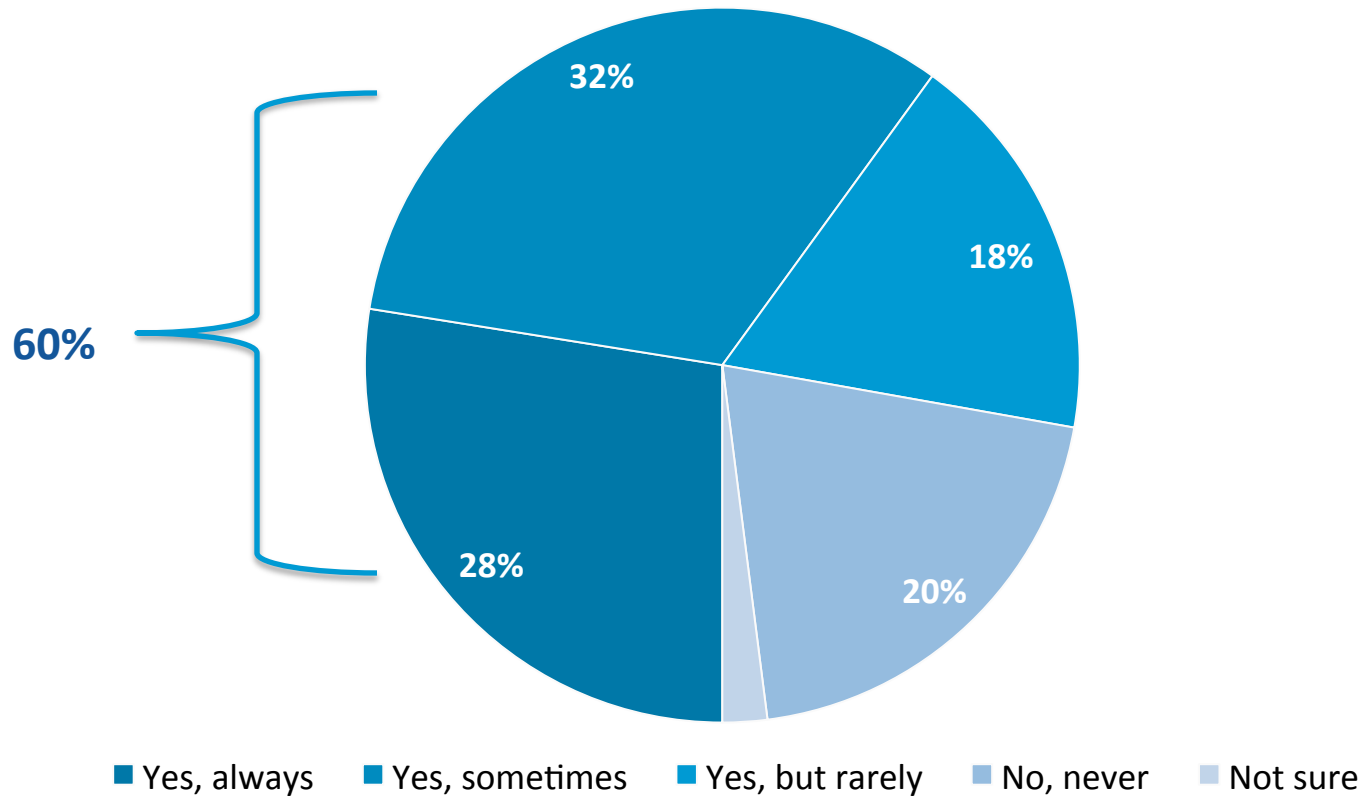
About how much time does your child typically spend doing homework on a daily basis?

Organizational Level	< 15 min.	15-30 min.	30-45 min.	45-60 min.	60-90 min.	90-120 min.	>120 min.	Not sure
Elementary School (N=134)	16%	28%	20%	22%	10%	1%	1%	1%
Middle School (N=123)	5%	9%	10%	24%	26%	13%	13%	1%
High School (N=278)	1%	5%	7%	14%	21%	19%	32%	2%

Weekend Homework

6 of 10 parents said their child Always or Sometimes has homework assigned on weekends.

Does your child have homework assigned on weekends? (N=545)



Note: Data labels for percentages 5% or less are not shown.

Weekend Homework (Continued)

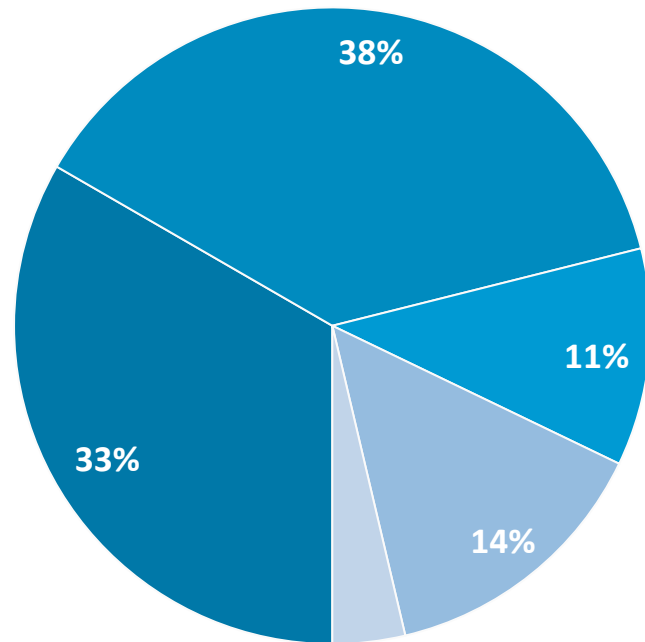
Does your child have homework assigned on weekends?

Organizational Level	Yes, Always	Yes, Sometimes	Yes, but rarely	No, never	Not Sure
Elementary School (N=132)	8%	8%	20%	62%	1%
Middle School (N=122)	8%	44%	28%	17%	2%
High School (N=274)	45%	38%	13%	2%	2%

Perceptions of Time on Homework

Nearly 4 of 10 parents said too much time is spent on homework, while 33% indicated the right amount of time is spent on homework.

The amount of time my child spends doing homework is: (N=543)



- About the right amount of time
- Too much time
- Not enough time
- Sometimes too much and sometimes not enough
- Not sure

Perceptions of Time on Homework (Continued)

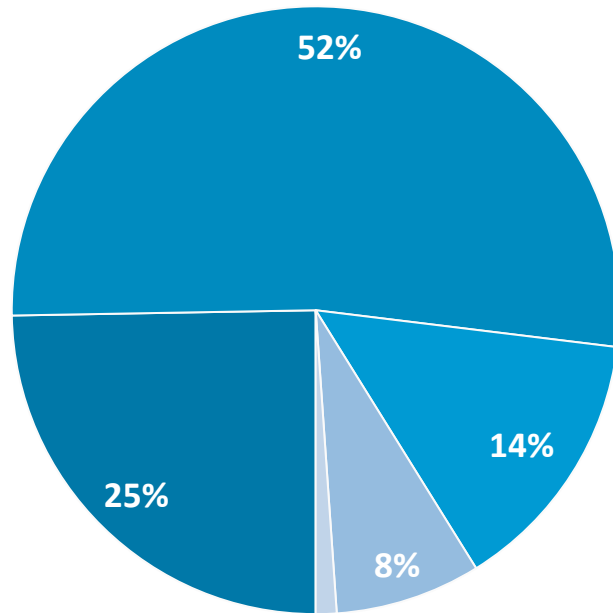
The amount of time my child spends doing homework is:

Organizational Level	About the right amount of time	Too much time	Not enough time	Sometimes too much and sometimes not enough	Not Sure
Elementary School (N=132)	53%	36%	5%	5%	1%
Middle School (N=121)	30%	41%	13%	13%	2%
High School (N=273)	26%	37%	13%	18%	5%

Assistance with Homework

Over half of students occasionally ask for assistance with homework.

How much assistance does your child need with homework assignments? (N=542)



- None, he/she completes homework independently
- He/she occasionally asks for assistance with homework
- He/she usually asks for assistance with homework
- He/she always needs assistance with homework
- Not sure

Assistance with Homework (Continued)

How much assistance does your child need with homework assignments?

Organizational Level	None, he/she completes homework independently	He/she occasionally asks for assistance with homework	He/she usually asks for assistance with homework	He/she always needs assistance with homework	Not Sure
Elementary School (N=132)	11%	52%	20%	17%	1%
Middle School (N=122)	17%	58%	16%	8%	0%
High School (N=272)	33%	51%	11%	3%	2%

Provider of Assistance

Parents were the primary provider of assistance.

Who provided that assistance? (N=401)

Who	Count (N)	Percent (%)
Parent	357	89%
Private Tutor	98	24%
Classmate or friends	91	23%
Teacher	81	20%
Brother or sister	61	15%
After-school program staff	42	10%
Other adult in the home	34	8%
Other (Please specify)	15	4%

Notes: The sum of percentages may exceed 100% because participants could select more than one response option. Only parents who answered that their child needs assistance with their homework assignments occasionally, usually or always were given the opportunity to answer this question.

Type of Homework

Math and writing assignments were the most common type of assignments.

What type of homework assignment does your child typically receive? (N=545)

Type	Count (N)	Percent (%)
Math assignments	500	92%
Writing assignments	456	84%
Reading assignments	410	75%
Studying for tests/quizzes	392	72%
Textbook exercises	294	54%
Research reports	215	39%
Student-selected reading assignments	208	38%
Group projects	202	37%
Classwork completion	185	34%
Extensive projects	171	31%
Not sure	15	3%

Note: The sum of percentages may exceed 100% because participants could select more than one response option.

Most Common Themes to Open-Ended Question

75% of participants responded to the open-ended question.

If you could change one thing about your child's homework assignments, what would it be? (N=415)

Parents suggest that their child's workload should be decreased. Parents feel that spending too much time doing homework decreases the chance of their child being a well-rounded individual.

Parents want more consistent communication from teachers about upcoming assignments. They wrote of inconsistent practices among teachers regarding updates to teacher websites.

Parents commented that they feel their child's workload is appropriate and more balanced when compared to previous years.

Summary of Conclusions

- Caution: Very low response rates
- Results quite similar to prior years' data
- Greater concerns at middle and high school levels than elementary
- Continued call for greater consistency/coordination of homework assignments across secondary classrooms

Next Steps

- Review/reconsider policy that determines frequency of homework survey
 - Are we learning anything new?
 - Are we reaching a cross-section of parents?
- Research and review best practices for:
 - Posting homework assignments (i.e. web-based, binder reminders, etc.)
 - Coordination of assignments across curricular areas



K12 *Insight* is a technology-based research and communications firm that helps school district leadership better engage in conversations with parents, teachers, staff, students and the general public on critical district issues.

K12 *Insight's* approach results in greater transparency and collaborative decision-making.

Watch our [Candid Conversations video](#), at <http://bit.ly/12m6z4x>, to learn more about how we work.