

# SANTA MONICA MALIBU UNIFIED SCHOOL DISTRICT



---

2009-10  
Unaudited Actual  
Summaries



# What are Unaudited Actuals?

---

- District prepared year end financial statements as of June 30<sup>th</sup> using the State format known as **SACS** (State Account Code Structure) for all District funds
- Used by external auditors to prepare the official Audit Report
- Identify unspent funds carried forward into future years




# What has changed since June?

---

- District Fiscal staff has closed the books of the District
- Unspent allocations have been identified and reserved in the Ending Balance
- Unaudited Actuals are compared to Estimated Actuals as presented with the 2010-11 Adopted Budget

**2009-10**

**UNRESTRICTED GENERAL FUND**




<b>DESCRIPTION</b>	<b>2009-10 Estimated Actuals</b>	<b>2009-10 Unaudited Actuals</b>	<b>Difference</b>
<b>REVENUE LIMIT</b>	<b>54,618,490</b>	<b>54,624,149</b>	<b>5,659</b>
<b>FEDERAL REVENUE</b>	<b>405,099</b>	<b>405,254</b>	<b>155</b>
<b>OTHER STATE REVENUE</b>	<b>7,415,190</b>	<b>7,572,621</b>	<b>157,431</b>
<b>OTHER LOCAL REVENUE</b>	<b>20,693,597</b>	<b>20,922,757</b>	<b>229,160</b>
<b>TOTAL REVENUE</b>	<b>83,132,376</b>	<b>83,524,781</b>	<b>392,405</b>

**2009-10**  
**UNRESTRICTED GENERAL FUND**

DESCRIPTION	2009-10 Estimated Actuals	2009-10 Unaudited Actuals	Difference
<b>CERTIFICATED SALARIES</b>	<b>42,295,086</b>	<b>41,894,685</b>	<b>400,402</b>
<b>CLASSIFIED SALARIES</b>	<b>11,055,854</b>	<b>11,184,254</b>	<b>(128,400)</b>
<b>EMPLOYEE BENEFITS</b>	<b>15,526,928</b>	<b>15,248,449</b>	<b>278,479</b>
<b>BOOKS/SUPPLIES</b>	<b>1,073,569</b>	<b>918,538</b>	<b>155,031</b>
<b>OPERATING SERVICES</b>	<b>6,277,358</b>	<b>5,795,766</b>	<b>481,592</b>
<b>CAPITAL OUTLAY</b>	<b>40,000</b>	<b>33,255</b>	<b>6,745</b>
<b>OTHER OUTGO</b>	<b>0</b>	<b>0</b>	<b>0</b>
<b>DIRECT/INDIRECT COSTS</b>	<b>(1,255,917)</b>	<b>(1,338,791)</b>	<b>82,874</b>
<b>TOTAL EXPENDITURES</b>	<b>75,012,878</b>	<b>73,736,155</b>	<b>1,276,723</b>
<b>TRANSFERS OUT</b>	<b>75,000</b>	<b>471,122</b>	<b>(396,122)</b>
<b>TRANSFERS IN</b>	<b>108,335</b>	<b>186,861</b>	<b>78,526</b>
<b>CONT. TO REST. G.F.</b>	<b>(13,928,286)</b>	<b>(13,151,966)</b>	<b>776,320</b>
<b>TOTAL OTHER/USES</b>	<b>(13,894,951)</b>	<b>(13,436,227)</b>	<b>458,724</b>

**2009-10**

**UNRESTRICTED GENERAL FUND  
COMPONENTS OF FUND BALANCE**




<b>DESCRIPTION</b>	<b>2009-10 Estimated Actuals</b>	<b>2009-10 Unaudited Actuals</b>	<b>Difference</b>
<b>STORES/REVOLVING CASH/ RES. ECONOMIC UNCERTAINTY</b>	<b>160,000</b>	<b>151,780</b>	<b>(8,220)</b>
<b>DESIGNATED FUND BALANCE</b>		<b>1,200,000</b>	<b>1,200,000</b>
<b>UNDESIGNATED BALANCE</b>	<b>10,855,113</b>	<b>11,791,184</b>	<b>936,071</b>
<b>TOTAL FUND BALANCE</b>	<b>14,656,173</b>	<b>16,784,025</b>	<b>2,127,852</b>



# Components of the Unrestricted Ending Balance


Stores/Revolving Cash/Prepaid	151,780
Reserve for Economic Uncertainties	3,641,060
Designations	
Health Benefit Increases	350,000
Liability Premium Increases	300,000
Prior Year Carryover	200,000
CDS Summer School Loan	350,000
Undesignated Balance	11,791,184



# Summaries


# ALL FUNDS

**SANTA MONICA MALIBU UNIFIED SCHOOL DISTRICT**  
**2009-10 UNAUDITED ACTUAL SUMMARIES**  
**ADULT EDUCATION FUND (11)**



	<b>2009-10 ESTIMATED ACTUALS</b>	<b>2009-10 UNAUDITED ACTUALS</b>	<b>DIFFERENCE</b>
<b>REVENUE</b>	<b>605,680.00</b>	<b>624,181.00</b>	<b>18,501.00</b>
<b>EXPENDITURES</b>	<b>606,747.00</b>	<b>629,911.00</b>	<b>(23,164.00)</b>
<b>EXCESS OR (DEFICIENCY)</b>	<b>(1,067.00)</b>	<b>(5,730.00)</b>	<b>(4,663.00)</b>
<b>BEGINNING BALANCE</b>	<b>272,942.00</b>	<b>272,942.00</b>	<b>-</b>
<b>PROJECTED ENDING BALANCE</b>	<b>271,875.00</b>	<b>267,212.00</b>	<b>(4,663.00)</b>

**SANTA MONICA MALIBU UNIFIED SCHOOL DISTRICT**  
**2009-10 UNAUDITED ACTUAL SUMMARIES**  
**CHILD DEVELOPMENT FUND (12)**




	2009-10 ESTIMATED ACTUALS	2009-10 UNAUDITED ACTUALS	DIFFERENCE
<b>REVENUE</b>	<b>8,606,622.00</b>	<b>8,602,051.00</b>	<b>(4,571.00)</b>
<b>EXPENDITURES</b>	<b>8,597,770.00</b>	<b>8,564,017.00</b>	<b>33,753.00</b>
<b>EXCESS OR (DEFICIENCY)</b>	<b>8,852.00</b>	<b>38,034.00</b>	<b>29,182.00</b>
<b>BEGINNING BALANCE</b>	<b>70,799.00</b>	<b>70,799.00</b>	<b>-</b>
<b>PROJECTED ENDING BALANCE</b>	<b>79,651.00</b>	<b>108,833.00</b>	<b>29,182.00</b>

Includes \$186,861 Repayment to General Fund for 2008-09 loan


Includes \$471,122 Contribution from General Fund in 2009-10

**SANTA MONICA MALIBU UNIFIED SCHOOL DISTRICT**  
**2009-10 UNAUDITED ACTUAL SUMMARIES**  
**CAFETERIA FUND (13)**



	2009-10 ESTIMATED ACTUALS	2009-10 UNAUDITED ACTUALS	DIFFERENCE
REVENUE	3,465,890.00	3,080,516.00	(385,374.00)
EXPENDITURES	3,391,490.00	3,056,181.00	335,309.00
EXCESS OR (DEFICIENCY)	74,400.00	24,335.00	(50,065.00)
BEGINNING BALANCE	417,461.00	417,461.00	-
PROJECTED ENDING BALANCE	491,861.00	441,796.00	(50,065.00)

**SANTA MONICA MALIBU UNIFIED SCHOOL DISTRICT**  
**2009-10 UNAUDITED ACTUAL SUMMARIES**  
**DEFERRED MAINTENANCE (14)**



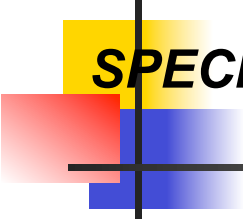
	2009-10 ESTIMATED ACTUALS	2009-10 UNAUDITED ACTUALS	DIFFERENCE
<b>REVENUE</b>	464,179.00	459,379.00	(4,800.00)
<b>EXPENDITURES</b>	2,750,593.00	2,439,009.00	311,584.00
<b>EXCESS OR (DEFICIENCY)</b>	(2,286,414.00)	(1,979,630.00)	306,784.00
<b>BEGINNING BALANCE</b>	2,710,593.00	2,710,593.00	-
<b>PROJECTED ENDING BALANCE</b>	424,179.00	730,963.00	306,784.00

Includes \$1,625,145 Transfer to General Fund - Tier III Flexibility

**SANTA MONICA MALIBU UNIFIED SCHOOL DISTRICT**

**2009-10 UNAUDITED ACTUAL SUMMARIES**

**SPECIAL RESERVE FUND for POSTEMPLOYMENT BENEFITS (20)**




---

	2009-10 ESTIMATED ACTUALS	2009-10 UNAUDITED ACTUALS	DIFFERENCE
REVENUE	35,000.00	24,465.00	(10,535.00)
EXPENDITURES	-	-	-
EXCESS OR (DEFICIENCY)	35,000.00	24,465.00	(10,535.00)
BEGINNING BALANCE	1,714,470.00	1,714,470.00	-
PROJECTED ENDING BALANCE	1,749,470.00	1,738,935.00	(10,535.00)

**SANTA MONICA MALIBU UNIFIED SCHOOL DISTRICT**


**2009-10 UNAUDITED ACTUAL SUMMARIES**

**BUILDING FUND (21)**



	2009-10 ESTIMATED ACTUALS	2009-10 UNAUDITED ACTUALS	DIFFERENCE
REVENUE	81,500,000.00	62,241,341.00	(19,258,659.00)
EXPENDITURES	40,266,237.00	20,176,086.00	20,090,151.00
EXCESS OR (DEFICIENCY)	41,233,763.00	42,065,255.00	831,492.00
BEGINNING BALANCE	35,600,045.00	35,600,045.00	-
PROJECTED ENDING BALANCE	76,833,808.00	77,665,300.00	831,492.00

**SANTA MONICA MALIBU UNIFIED SCHOOL DISTRICT  
2009-10 UNAUDITED ACTUAL SUMMARIES  
CAPITAL FACILITIES FUND - DEVELOPER FEES (25)**




	2009-10 ESTIMATED ACTUALS	2009-10 UNAUDITED ACTUALS	DIFFERENCE
<b>REVENUE</b>	<b>745,000.00</b>	<b>911,886.00</b>	<b>166,886.00</b>
<b>EXPENDITURES</b>	<b>100,000.00</b>	<b>31,630.00</b>	<b>68,370.00</b>
<b>EXCESS OR (DEFICIENCY)</b>	<b>645,000.00</b>	<b>880,256.00</b>	<b>235,256.00</b>
<b>BEGINNING BALANCE</b>	<b>6,066,798.00</b>	<b>6,066,798.00</b>	<b>-</b>
<b>RESERVED FOR BB PROJECTS</b>		<b>6,000,000.00</b>	<b>6,000,000.00</b>
<b>PROJECTED ENDING BALANCE</b>	<b>6,711,798.00</b>	<b>947,054.00</b>	<b>(5,764,744.00)</b>

**SANTA MONICA MALIBU UNIFIED SCHOOL DISTRICT**

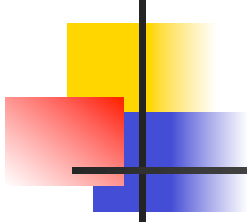
**2009-10 UNAUDITED ACTUAL SUMMARIES**

**SPECIAL RESERVE for CAPITAL PROJECTS (40)**



	2009-10 ESTIMATED ACTUALS	2009-10 UNAUDITED ACTUALS	DIFFERENCE
REVENUE	1,785,917.00	1,780,424.00	(5,493.00)
EXPENDITURES	1,428,805.00	1,419,703.00	9,102.00
EXCESS OR (DEFICIENCY)	357,112.00	360,721.00	3,609.00
BEGINNING BALANCE	3,780,431.00	3,780,431.00	-
RESERVE FOR STATE AID REPAYMENT 2003-2006	1,550,271.00	1,060,645.00	489,626.00
PROJECTED ENDING BALANCE	2,587,272.00	3,080,507.00	493,235.00

**SANTA MONICA MALIBU UNIFIED SCHOOL DISTRICT**  
**2009-10 UNAUDITED ACTUAL SUMMARIES**  
**BOND INTEREST AND REDEMPTION FUND (51)**




	2009-10 ESTIMATED ACTUALS	2009-10 UNAUDITED ACTUALS	DIFFERENCE
REVENUE	16,965,907.00	19,458,116.00	2,492,209.00
EXPENDITURES	20,849,229.00	18,922,474.00	1,926,755.00
EXCESS OR (DEFICIENCY)	(3,883,322.00)	535,642.00	4,418,964.00
BEGINNING BALANCE	15,700,903.00	15,700,903.00	-
PROJECTED ENDING BALANCE	11,817,581.00	16,236,545.00	4,418,964.00

FUND USED FOR COLLECTION OF PROPERTY TAXES AND DEBT SERVICE PAYMENTS ON THE GO BONDS

**SANTA MONICA MALIBU UNIFIED SCHOOL DISTRICT**

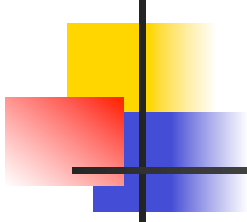
**2009-10 UNAUDITED ACTUAL SUMMARIES**

**DEBT SERVICE FUND (56)**



	<b>2009-10 ESTIMATED ACTUALS</b>	<b>2009-10 UNAUDITED ACTUALS</b>	<b>DIFFERENCE</b>
<b>REVENUE</b>	<b>20.00</b>	<b>18.00</b>	<b>(2.00)</b>
<b>EXPENDITURES</b>	<b>-</b>	<b>-</b>	<b>-</b>
<b>EXCESS OR (DEFICIENCY)</b>	<b>20.00</b>	<b>18.00</b>	<b>(2.00)</b>
<b>BEGINNING BALANCE</b>	<b>1,244.00</b>	<b>1,244.00</b>	<b>-</b>
<b>PROJECTED ENDING BALANCE</b>	<b>1,264.00</b>	<b>1,262.00</b>	<b>(2.00)</b>

**SANTA MONICA MALIBU UNIFIED SCHOOL DISTRICT**  
**2009-10 UNAUDITED ACTUAL SUMMARIES**  
**GENERAL FUND (01) - COMBINED**




	2009-10 ESTIMATED ACTUALS	2009-10 UNAUDITED ACTUALS	DIFFERENCE
REVENUE	108,540,457.00	108,057,299.00	(483,158.00)
EXPENDITURES	119,905,439.00	114,861,724.00	5,043,715.00
EXCESS OR (DEFICIENCY)	(11,364,982.00)	(6,804,425.00)	4,560,557.00
BEGINNING BALANCE	27,740,189.00	27,740,189.00	-
PROJECTED ENDING BALANCE	16,375,207.00	20,935,764.00	4,560,557.00

**SANTA MONICA MALIBU UNIFIED SCHOOL DISTRICT**

**2009-10 UNAUDITED ACTUAL SUMMARIES**

**GENERAL FUND (01) - COMBINED**

**DESIGNATION OF ENDING BALANCE**




	<b>2009-10</b>
	<b>UNAUDITED ACTUALS</b>
<b>STORES/INVENTORY/REVOLVING CASH</b>	<b>218,859</b>
<b>RESTRICTED ENDING BALANCE</b>	<b>4,084,661</b>
<b>RESERVE FOR ECONOMIC UNCERTAINTIES</b>	<b>3,641,060</b>
<b>OTHER DESIGNATIONS</b>	<b>1,200,000</b>
<b>UNAPPROPRIATED AMOUNT</b>	<b><u>11,791,184</u></b>
<b>PROJECTED ENDING BALANCE</b>	<b>20,935,764</b>

# SANTA MONICA MALIBU UNIFIED SCHOOL DISTRICT

## MULTIYEAR PROJECTION

	2009-10	2010-11	2011-12	2012-13
<b>REVENUE:</b>	108,057,299	101,607,504	103,327,159	103,713,368
SOS & Federal Jobs		3,500,000		
<b>New Revenue Assumption</b>			5,000,000	5,000,000
<b>Total</b>	108,057,299	105,107,504	108,327,159	108,713,368
<b>EXPENDITURES:</b>				
Certificated	56,378,563	51,855,393	54,038,020	54,848,590
Classified	21,304,620	19,796,805	20,352,131	20,657,413
Benefits	22,171,797	22,527,788	23,658,894	24,605,250
Supplies	3,827,781	2,378,013	2,440,000	2,440,000
Other Operating	10,979,452	10,197,028	9,900,000	9,900,000
Capital Outlay	280,851	214,500	150,000	150,000
Other Uses	(81,340)	(259,109)	(260,000)	(260,000)
Prior Year Reserved & Designations		5,503,519		
SOS & Federal Jobs		2,786,250	2,786,250	2,786,250
<b>Total</b>	114,861,724	115,000,187	113,065,295	115,127,503


## MULTIYEAR PROJECTION - Continued



	2009-10	2010-11	2011-12	2012-13
<b>Increase(Decrease) Fund Balance</b>	<b>(6,804,425)</b>	<b>(9,892,683)</b>	<b>(4,738,136)</b>	<b>(6,414,135)</b>
<b>Beginning Fund Balance</b>	<b>27,740,189</b>	<b>20,935,764</b>	<b>11,043,081</b>	<b>6,304,945</b>
<b>Ending Fund Balance</b>	<b>20,935,764</b>	<b>11,043,081</b>	<b>6,304,945</b>	<b>(109,190)</b>
<b>Components of Ending Balance</b>				
<b>Restricted/Designated</b>	<b>5,503,519</b>			
<b>3% Contingency</b>	<b>3,641,060</b>	<b>3,641,060</b>	<b>3,641,060</b>	<b>3,641,060</b>
<b>Unappropriated Balance</b>	<b>11,791,185</b>	<b>7,402,021</b>	<b>2,663,885</b>	<b>(3,750,250)</b>

## MULTIYEAR PROJECTION – Continued

Without 5.0 million additional revenue per year beginning in 2011-12



	2009-10	2010-11	2011-12	2012-13
<b>Increase(Decrease) Fund Balance</b>	<b>(6,804,425)</b>	<b>(9,892,683)</b>	<b>(9,738,136)</b>	<b>(11,414,135)</b>
<b>Beginning Fund Balance</b>	27,740,189	20,935,764	11,043,081	1,304,945
<b>Ending Fund Balance</b>	20,935,764	11,043,081	1,304,945	<b>(10,109,190)</b>
<b>Components of Ending Balance</b>				
<b>Restricted/Designated</b>	5,503,519			
<b>3% Contingency</b>	3,641,060	3,641,060	3,641,060	3,641,060
<b>Unappropriated Balance</b>	11,791,185	7,402,021	<b>(2,336,115)</b>	<b>(13,750,250)</b>